



2025

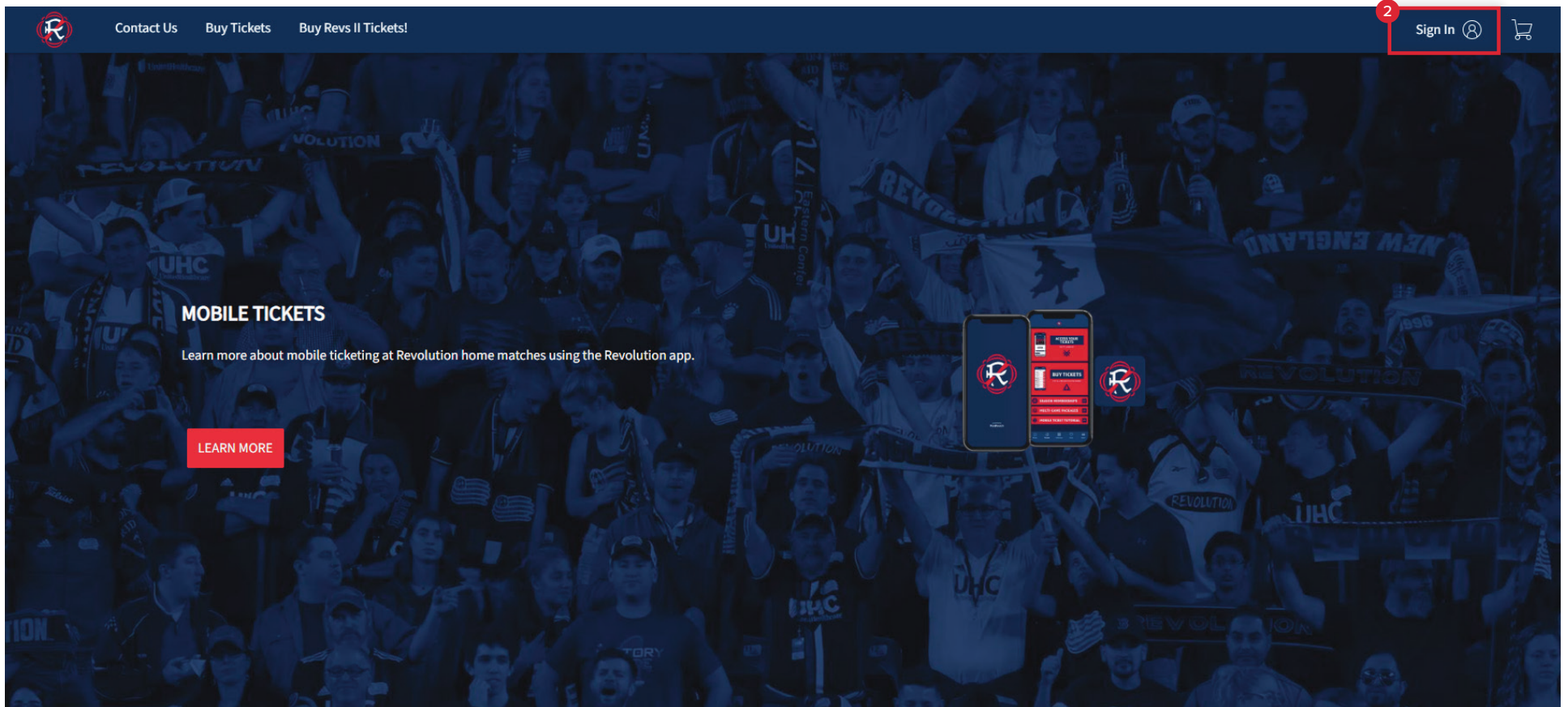
ACCOUNT MANAGER

DESKTOP TICKETING GUIDE

ACCESSING YOUR TICKETS

TUTORIAL

ACCESSING YOUR TICKETS



1 Go to <https://am.ticketmaster.com/revolution/#/>

2 Click "SIGN IN" in the top right corner.

ACCESSING YOUR TICKETS

Sign In to New England Revolution

Powered by *ticketmaster*

Important Account Update

You can now use the same email and password for both your New England Revolution ticket account and your Ticketmaster account.

New England Revolution ticket holder? Use your existing email to sign in and update your password if prompted.

New here? Use your Ticketmaster email and password.

[Learn More](#)

Email Address

Password

 SHOW

Remember Email [Forgot Password?](#)

By continuing past this page, you agree to the [Terms of Use](#) and understand that information will be used as described in both the Ticketmaster [Privacy Policy](#) and [New England Revolution Privacy Policy](#).

New to Ticketmaster? [Sign Up](#) [Sign In](#)

Sign In to New England Revolution

Powered by *ticketmaster*

It's Time to Update Your Password

As part of the Ticketmaster account system, we periodically ask fans to reset their Ticketmaster password, preferably to a new password that you haven't already used with this account.

[Let's get you a new password.](#)

Email Address

Password

 SHOW

Remember Email [Forgot Password?](#)

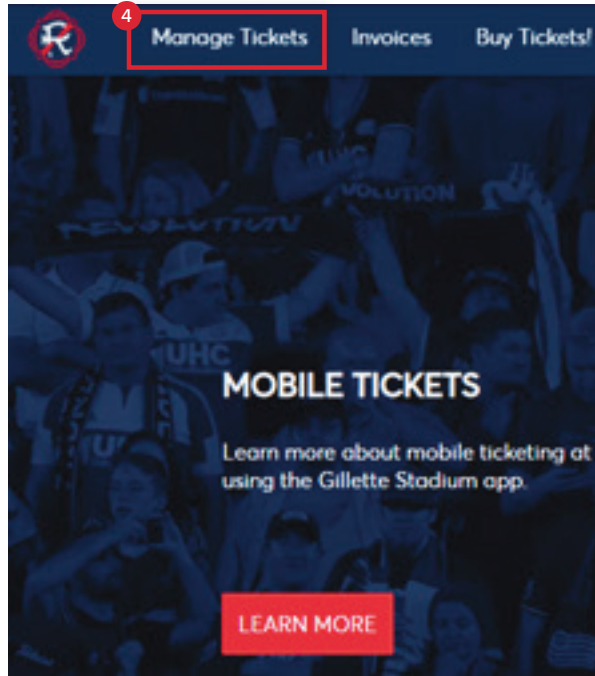
By continuing past this page, you agree to the [Terms of Use](#) and understand that information will be used as described in both the Ticketmaster [Privacy Policy](#) and [New England Revolution Privacy Policy](#).

New to Ticketmaster? [Sign Up](#) [Sign In](#)

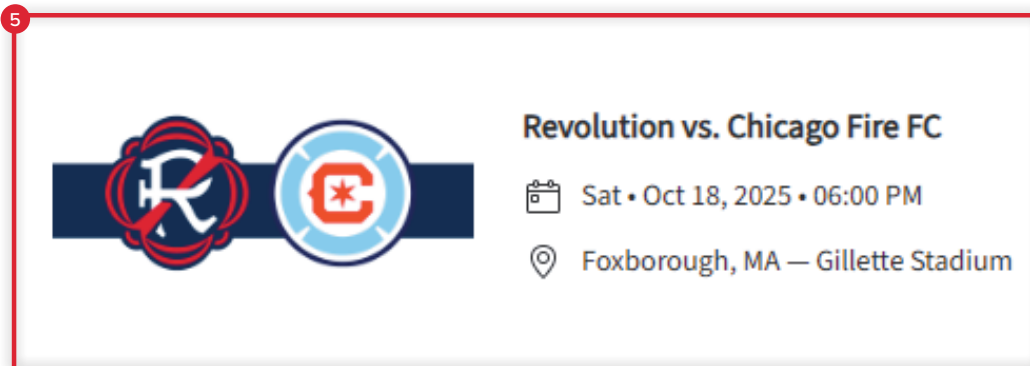
3 Enter Your Account Credentials.

IMPORTANT: Initially, you may need to change your password to keep your account secure and make it easier to log into your account moving forward.

ACCESSING YOUR TICKETS



4 Select MANAGE TICKETS.

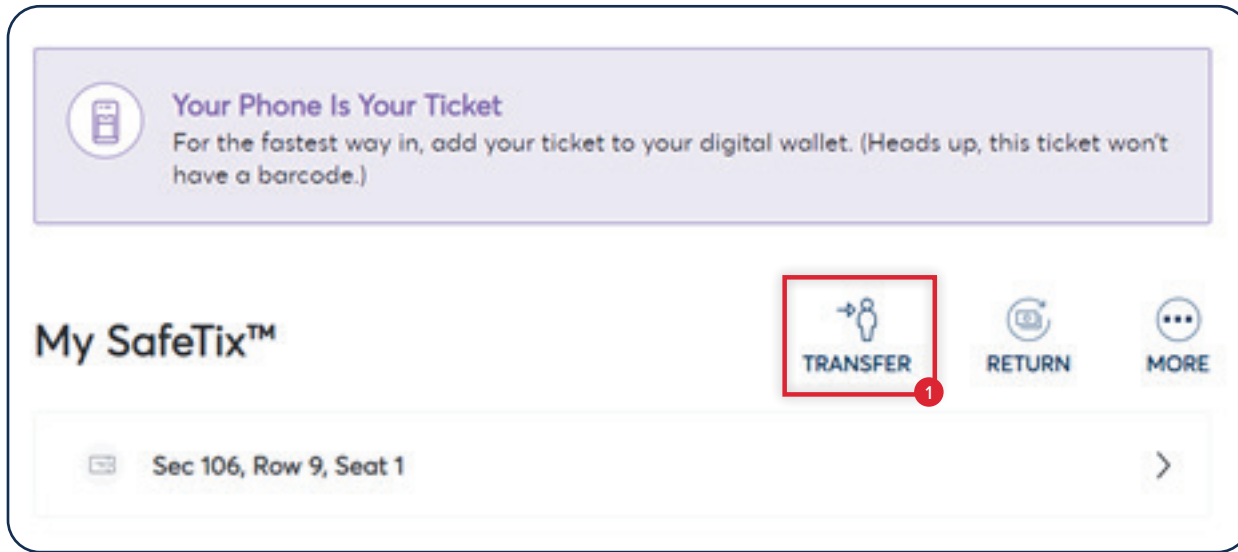


5 Then select the game you'd like to manage.

TRANSFERRING YOUR TICKETS

TUTORIAL

TRANSFERRING YOUR TICKETS

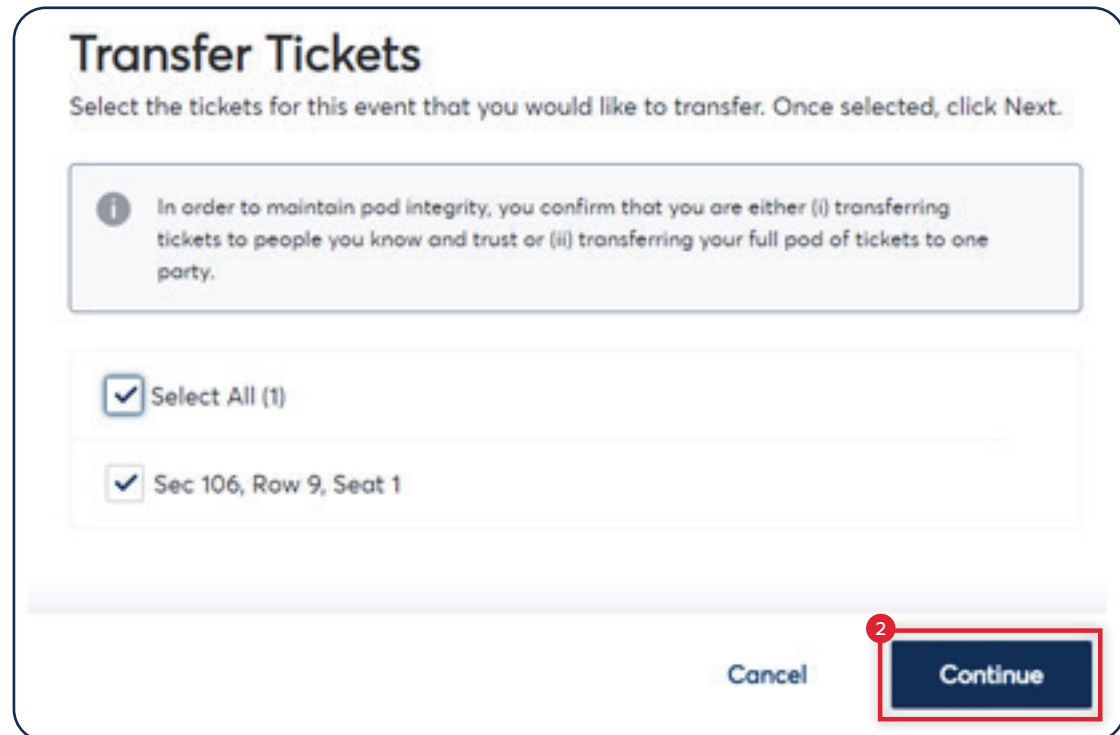


1


Once you've logged into your account and selected your match, select TRANSFER.

2

Then select which seats you want to Transfer and select CONTINUE.



TRANSFERRING YOUR TICKETS



Transfer Tickets

Add a new recipient or select an existing recipient to transfer the selected tickets to. Once selected, click Transfer. To edit the tickets you are transferring, click Edit.

Select Recipient

There are no recipient matching your search criteria.

— Add a New Recipient

First Name *

Last Name *

Email *

Message (Optional)

255 Character(s) Remaining

Cancel **Transfer**

3 Enter your guest’s contact information and select TRANSFER.

SEAT UPGRADE

TUTORIAL

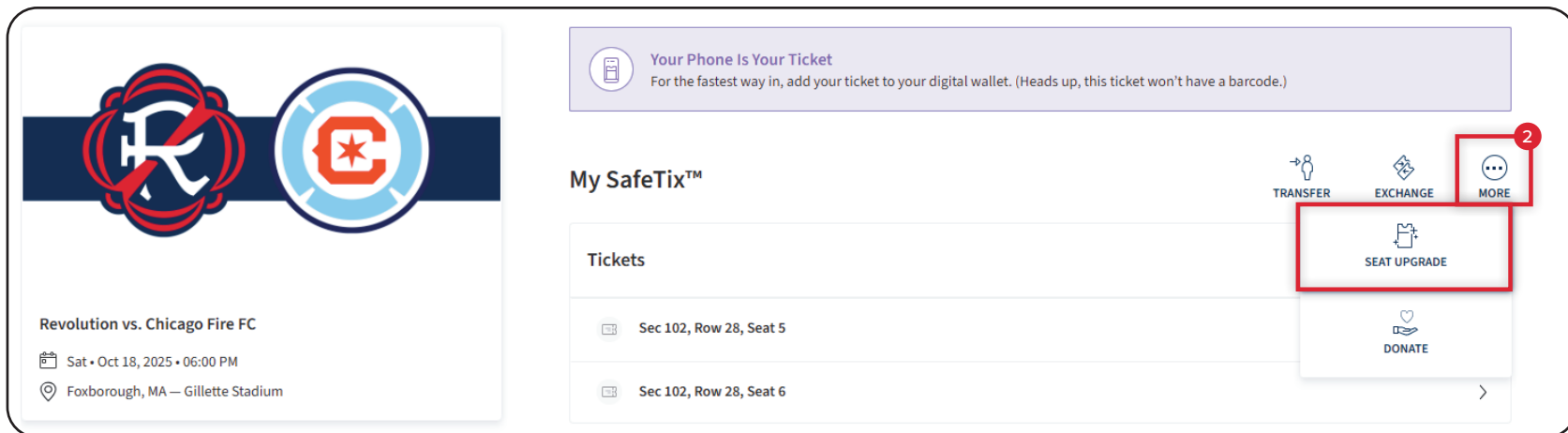
SEAT UPGRADE

NOTE: Seat Upgrades are only available for eligible accounts.



The screenshot shows the event selection interface. On the left, there are the logos for Revolution and Chicago Fire FC. To the right, the event title "Revolution vs. Chicago Fire FC" is displayed. Below the title, the date and time "Sat • Oct 18, 2025 • 06:00 PM" and the location "Foxborough, MA — Gillette Stadium" are listed. In the top right corner, a red box highlights a button labeled "Select Event" with a red circle containing the number "1" next to it.

- 1 Go to the match you'd like to upgrade your seats for and click SELECT EVENT.



The screenshot shows the "My SafeTix™" interface. On the left, there is a summary card for the event "Revolution vs. Chicago Fire FC" with the date and time "Sat • Oct 18, 2025 • 06:00 PM" and the location "Foxborough, MA — Gillette Stadium". On the right, there is a section titled "Your Phone Is Your Ticket" with a subtext "For the fastest way in, add your ticket to your digital wallet. (Heads up, this ticket won't have a barcode.)". Below this, the "My SafeTix™" section lists two tickets: "Sec 102, Row 28, Seat 5" and "Sec 102, Row 28, Seat 6". To the right of the tickets, there are three icons: "TRANSFER", "EXCHANGE", and "MORE". The "MORE" icon is highlighted with a red box and a red circle containing the number "2". Below the "MORE" icon, a dropdown menu is visible with the "SEAT UPGRADE" option highlighted by a red box.

- 2 Click MORE and then select SEAT UPGRADE.

SEAT UPGRADE

NOTE: Seat Upgrades are only available for eligible accounts.

Upgrade Tickets

Select the tickets for this event that you would like to upgrade. Once selected, click Next to view the available events

Tickets

- Select All (2)
- Sec 102, Row 28, Seat 5
- Sec 102, Row 28, Seat 6

Cancel **Continue**

3 Select which seats you'd like to upgrade, then click CONTINUE.

Upgrade Tickets

Listed below are the events you are eligible to upgrade into. Select the event to continue to select your seats. To edit the tickets you are upgrading, click Edit.

Sort By: Event Date

Available Events

- Revolution vs. Chicago Fire FC**
Sat • Oct 18, 2025 • 06:00 PM
Foxborough, MA — Gillette Stadium
Select Event


TICKETS SELECTED FOR SEAT UPGRADE **EDIT**

- Sec 102, Row 28, Seat 5
- Sec 102, Row 28, Seat 6

4 Choose which match you'd like to upgrade into.

SEAT UPGRADE

NOTE: Seat Upgrades are only available for eligible accounts.

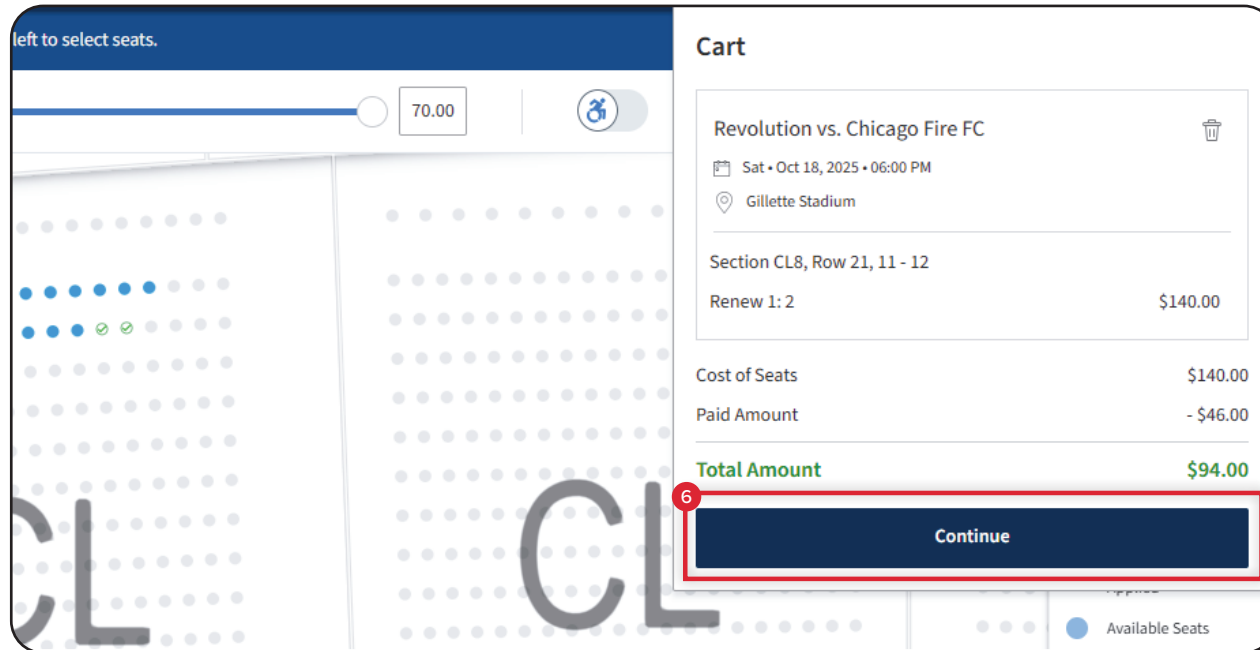


- 5 Select the section and seats you'd like to upgrade into.

NOTE: You will not be charged any amount if choosing seats in the same pricing category as your original seats, if you select seats in a higher category, you will be charged the difference of the per-ticket cost.

SEAT UPGRADE

NOTE: Seat Upgrades are only available for eligible accounts.



- 6 Once you've selected seats, you can click on the Cart icon in the top right and then click CONTINUE.


SEAT UPGRADE

NOTE: Seat Upgrades are only available for eligible accounts.

Upgrade Seats

Select the tickets for this event that you would like to upgrade. Once selected, click Next to continue to the next step.


New Event

 **Revolution vs. Chicago Fire FC**
QTY: 2 Tickets
Sat • Oct 18, 2025 • 06:00 PM
Gillette Stadium

New Tickets

- Section CL8, Row 21, Seat 11
- Section CL8, Row 21, Seat 12

Event selected for Seat Upgrade

 **Revolution vs. Chicago Fire FC**
QTY: 2 Tickets
Sat • Oct 18, 2025 • 06:00 PM
Gillette Stadium

Tickets Selected for Seat Upgrade

- Sec 102, Row 28, Seat 5
- Sec 102, Row 28, Seat 6

Summary

Cost of New Seats:	\$140.00
Section CL8, Row 21, Seat 11	\$70.00
Section CL8, Row 21, Seat 12	\$70.00
Applied Credits:	\$46.00
Total cost of new seats:	\$140.00
Applied Credits:	-\$46.00
Total Amount Due:	\$94.00

Note: Review your selections, your current seats won't be upgraded until your payment is successful.

Next

7 Review all of the details of your seat upgrade and then click NEXT.

SEAT UPGRADE

NOTE: Seat Upgrades are only available for eligible accounts.

Complete the checkout steps and submit your payment

Below are the steps you will need to complete in order to submit your payment. On the right rail, your summary will automatically update based on the options you select under each step. Once you complete each step, click "Submit".

Delivery & Shipping

Revolution vs. Chicago Fire FC: **Mobile**
Mobile Delivery

Payments

Payment Options

Pay In Full

Payment Method

 Card



No cards added yet

Click Add New Card to add a card to complete your purchase

[+ Add New Card](#)

[Add / Edit Payment Method](#)

Order Summary

\$94.00 

I accept the [Terms and Conditions](#)

[Pay Today - \\$94.00](#)

Cart items

2 Items Summary

\$94.00



Revolution vs. Chicago Fire FC

Section CL8, Row 21, Seat 11

\$47.00



Revolution vs. Chicago Fire FC

Section CL8, Row 21, Seat 12

\$47.00



Total Value

\$94.00

8 Complete the checkout steps and submit your payment.

EXCHANGING YOUR TICKETS

TUTORIAL

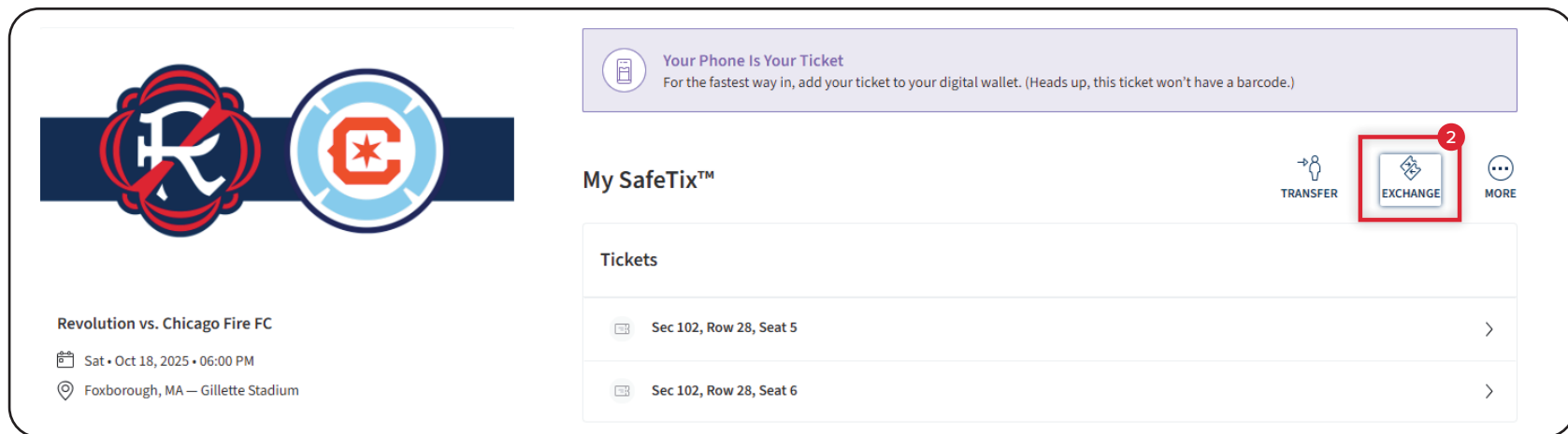
EXCHANGING YOUR TICKETS

NOTE: Ticket exchanges are only available for eligible accounts.



A screenshot of a match selection interface. On the left, there are two circular logos: a red one with a white 'R' and a blue one with a white 'C' and a red star. To the right of the logos, the text reads "Revolution vs. Chicago Fire FC". Below this, there is a calendar icon followed by "Sat • Oct 18, 2025 • 06:00 PM" and a location pin icon followed by "Foxborough, MA — Gillette Stadium". In the top right corner, there is a red-bordered button labeled "Select Event" with a red circle containing the number "1" next to it.

- 1 Go to the match you'd like to exchange out of and click SELECT EVENT.



A screenshot of a mobile app interface. At the top left, there are two circular logos: a red one with a white 'R' and a blue one with a white 'C' and a red star. Below the logos, the text reads "Revolution vs. Chicago Fire FC". Below this, there is a calendar icon followed by "Sat • Oct 18, 2025 • 06:00 PM" and a location pin icon followed by "Foxborough, MA — Gillette Stadium". At the top right, there is a purple banner that says "Your Phone Is Your Ticket" and "For the fastest way in, add your ticket to your digital wallet. (Heads up, this ticket won't have a barcode.)". Below the banner, there is a section titled "My SafeTix™". To the right of this section, there are three icons: "TRANSFER", "EXCHANGE" (highlighted with a red box and a red circle containing the number "2"), and "MORE". Below the "My SafeTix™" section, there is a "Tickets" section with two rows of tickets. Each row shows a ticket icon, the text "Sec 102, Row 28, Seat 5" and "Sec 102, Row 28, Seat 6" respectively, and a right-pointing arrow.

- 2 Then click EXCHANGE.

EXCHANGING YOUR TICKETS

NOTE: Ticket exchanges are only available for eligible accounts.

The screenshot shows a web interface for exchanging tickets. On the left, there are logos for Revolution and Chicago Fire FC. Below the logos, the match details are listed: "Revolution vs. Chicago Fire FC", "Sat • Oct 18, 2025 • 06:00 PM", and "Foxborough, MA — Gillette Stadium". On the right, the "Exchange Tickets" section has a heading and a sub-instruction: "Select the tickets for this event that you would like to exchange. Once selected, click Next to view the available events". Below this is a "Tickets" list with three items: "Select All (2)", "Sec 102, Row 28, Seat 5", and "Sec 102, Row 28, Seat 6". Each item has a checked checkbox. At the bottom right, there are "Cancel" and "Continue" buttons. A red circle with the number "3" is placed over the "Continue" button.

- 3 Select which seats you'd like to exchange out of, then click CONTINUE.

EXCHANGING YOUR TICKETS

NOTE: Ticket exchanges are only available for eligible accounts.

The screenshot displays two match options within a rounded rectangular container. The top match is "Revolution vs. Atlanta United", featuring the logos of both teams on the left. To the right of the logos, the match details are listed: "Revolution vs. Atlanta United", "Sat • Sep 27, 2025 • 07:30 PM", and "Foxborough, MA — Gillette Stadium". A red box highlights the "Select Event" button in the top right corner of this match's card, with a red circle containing the number "4" next to it. The bottom match is "Revolution vs. Chicago Fire FC", also with team logos on the left and details on the right: "Revolution vs. Chicago Fire FC", "Sat • Oct 18, 2025 • 06:00 PM", and "Foxborough, MA — Gillette Stadium". A "Select Event" button is visible in the top right corner of this match's card.

- 4 Choose which match you'd like to exchange into, then click **SELECT EVENT**.

EXCHANGING YOUR TICKETS

NOTE: Ticket exchanges are only available for eligible accounts.

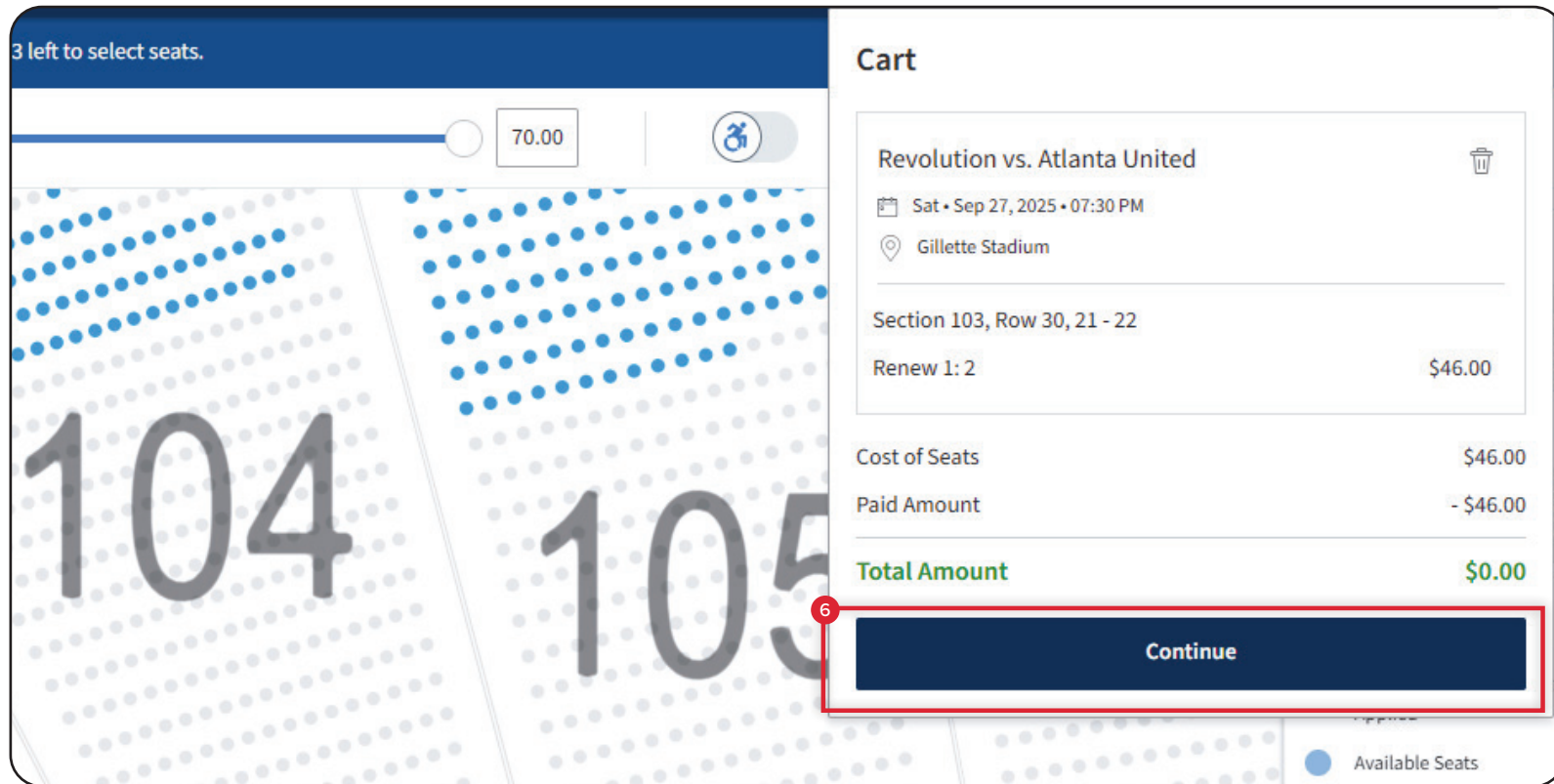


- 5 Select the section and seats you'd like your new tickets to be.

NOTE: You will not be charged any amount if choosing seats in the same pricing category as your original seats, if you select seats in a higher category, you will be charged the difference of the per-ticket cost.

EXCHANGING YOUR TICKETS

NOTE: Ticket exchanges are only available for eligible accounts.



- 6 Once you've selected seats, you can click on the Cart icon in the top right and then click CONTINUE.

EXCHANGING YOUR TICKETS

NOTE: Ticket exchanges are only available for eligible accounts.

Review the details of your exchange

Below is a final review of your exchange. Please review the ticket details of your exchanged event and new event as well as the cost summary. Once you review, click Submit.

New Event

[Edit](#)



Revolution vs. Atlanta United

QTY: 2 Tickets

Sat • Sep 27, 2025 • 07:30 PM

Gillette Stadium

New Tickets

Section 103, Row 30, Seat 21

Section 103, Row 30, Seat 22

Event selected for Exchange

[Edit](#)



Revolution vs. Chicago Fire FC

QTY: 2 Tickets

Sat • Oct 18, 2025 • 06:00 PM

Gillette Stadium

Tickets Selected for Exchange

Sec 102, Row 28, Seat 5

Sec 102, Row 28, Seat 6

Summary

Cost of New Seats:	\$46.00
Section 103, Row 30, Seat 21	\$23.00
Section 103, Row 30, Seat 22	\$23.00

Applied Credits:	\$46.00
Total cost of new seats:	\$46.00
Applied Credits:	-\$46.00

Total Amount Due: **\$0.00**

Note: Review your selections, your current seats won't be exchanged until you click submit.

Submit

7 Review all of the details of your exchange and then click SUBMIT.

NOTE: If you've selected seats in a higher pricing category, you will see the difference listed in the "Total Amount Due", otherwise that amount will be \$0.

You may also see a pricing difference if you are on an active payment plan and the game you have exchanged out of has not been paid for yet.

EXCHANGING YOUR TICKETS - IF ON A PAYMENT PLAN

NOTE: Ticket exchanges are only available for eligible accounts.

Cart

Revolution vs. Atlanta United
Sat • Sep 27, 2025 • 07:30 PM
Gillette Stadium

Section 104, Row 30, 3
Renew 1: 1 \$23.00

Cost of Seats \$23.00
Paid Amount -\$13.00

Total Amount \$10.00

Continue

8 Tap CONTINUE.

Review the details of your exchange

Below is a final review of your exchange. Please review the ticket details of your exchanged event and new event as well as the cost summary. Once you review, click Next to proceed to the checkout step.

New Event

Revolution vs. Atlanta United
QTY: 1 Ticket

New Tickets

Section 104, Row 23, Seat 10

Event selected for Exchange

Revolution vs. San Jose Earthquakes
QTY: 1 Ticket
Sat • May 17, 2025 • 07:30 PM
Gillette Stadium

Tickets Selected for Exchange

Sec 102, Row 22, Seat 12

9 Review the details of your ticket exchange and then tap NEXT.

Summary

Cost of New Seats: \$10.00
Section 104, Row 23, Seat 10 \$10.00

Applied Credits: \$0.00
Total cost of new seats: \$10.00
Applied Credits: \$0.00

Total Amount Due: \$10.00

Note: Review your selections, your current seats won't be exchanged until your payment is successful.

Next

EXCHANGING YOUR TICKETS - IF ON A PAYMENT PLAN

NOTE: Ticket exchanges are only available for eligible accounts.

Complete the checkout steps and submit your payment

Below are the steps you will need to complete in order to submit your payment. On the right rail, your summary will automatically update based on the options you select under each step. Once you complete each step, click "Submit".

Delivery & Shipping

Payments


Payment Options

Pay In Full


2025 Revs Pay 7 [View Payment Schedule](#)

2025 Revs Pay 7

Payment Method

 Card

Order Summary



\$10.00 

I accept the [Terms and Conditions](#)

10 Pay Today - \$0.00

Cart items

1 Items Summary \$10.00

	R250927 104, 23, 10 \$10.00	
---	--	---

Total Value \$10.00

10 If on a payment plan and amount owed is shown, select 2025 REV PAY B to keep these seats on your payment plan and then tap PAY TODAY.

REVOLUTION EXCHANGE BANK

TUTORIAL

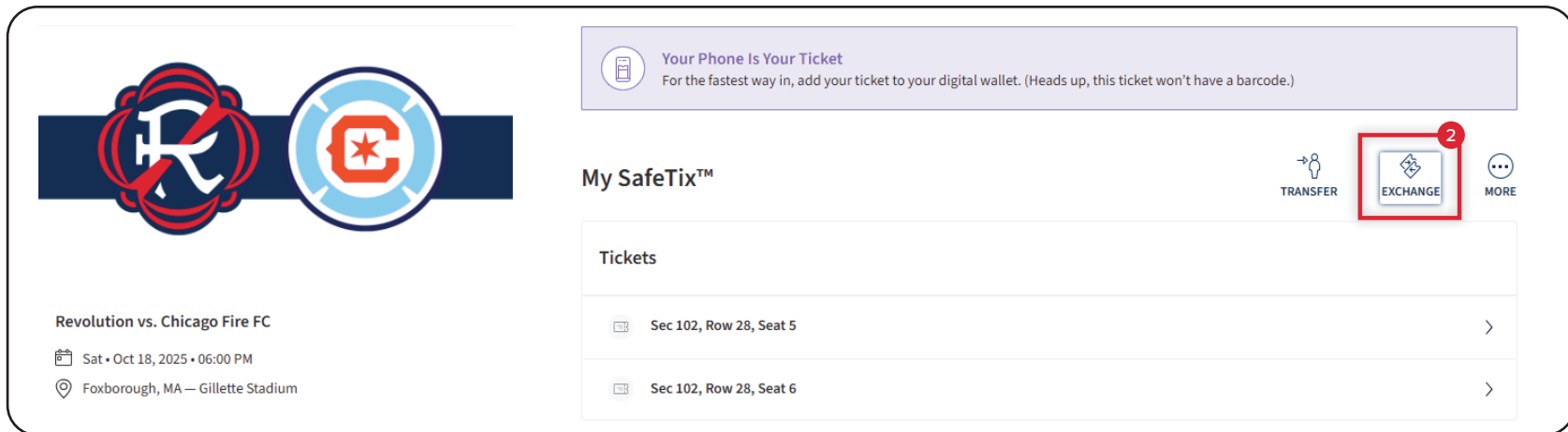
REVOLUTION EXCHANGE BANK

NOTE: Ticket exchanges are only available for eligible accounts.



The screenshot shows the event selection page for "Revolution vs. Chicago Fire FC". On the left, there are the logos for Revolution and Chicago Fire FC. To the right of the logos, the event title "Revolution vs. Chicago Fire FC" is displayed. Below the title, the date and time "Sat • Oct 18, 2025 • 06:00 PM" and the location "Foxborough, MA — Gillette Stadium" are listed. In the top right corner, there is a red-bordered button labeled "Select Event" with a red circle containing the number "1" next to it.

- 1 Go to the match you'd like to bank your tickets for and click SELECT EVENT.




The screenshot shows the "My SafeTix™" page. At the top, there is a purple banner that says "Your Phone Is Your Ticket" with a subtext "For the fastest way in, add your ticket to your digital wallet. (Heads up, this ticket won't have a barcode.)". Below the banner, the event title "Revolution vs. Chicago Fire FC" is displayed, along with the date and time "Sat • Oct 18, 2025 • 06:00 PM" and the location "Foxborough, MA — Gillette Stadium". On the right side, there are three icons: "TRANSFER", "EXCHANGE", and "MORE". The "EXCHANGE" icon is highlighted with a red-bordered box and a red circle containing the number "2". Below the icons, there is a "Tickets" section with two rows of ticket information: "Sec 102, Row 28, Seat 5" and "Sec 102, Row 28, Seat 6".

- 2 Then click EXCHANGE.

REVOLUTION EXCHANGE BANK

NOTE: Ticket exchanges are only available for eligible accounts.



Revolution vs. Chicago Fire FC

Sat • Oct 18, 2025 • 06:00 PM

Foxborough, MA — Gillette Stadium

Exchange Tickets

Select the tickets for this event that you would like to exchange. Once selected, click Next to view the available events

Tickets

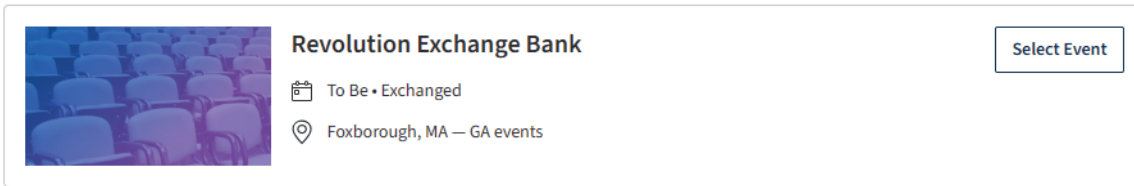
- Select All (2)
- Sec 102, Row 28, Seat 5
- Sec 102, Row 28, Seat 6

Cancel **Continue**

3 Select which seats you'd like to bank, then click CONTINUE.

REVOLUTION EXCHANGE BANK

NOTE: Ticket exchanges are only available for eligible accounts.



Revolution Exchange Bank

To Be • Exchanged

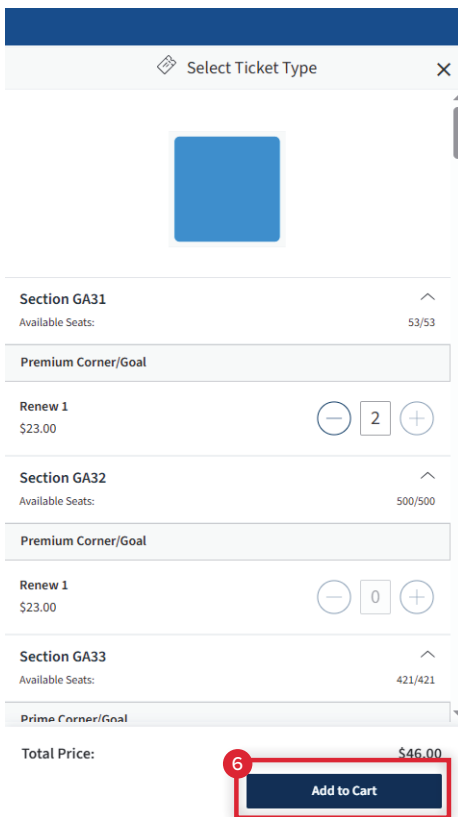
Foxborough, MA — GA events

Select Event

4 Scroll to the bottom of the page and select REVOLUTION EXCHANGE BANK.



5 Select GENERAL ADMISSION.



Select Ticket Type

Section GA31
Available Seats: 53/53

Premium Corner/Goal

Renew 1
\$23.00

Section GA32
Available Seats: 500/500

Premium Corner/Goal

Renew 1
\$23.00

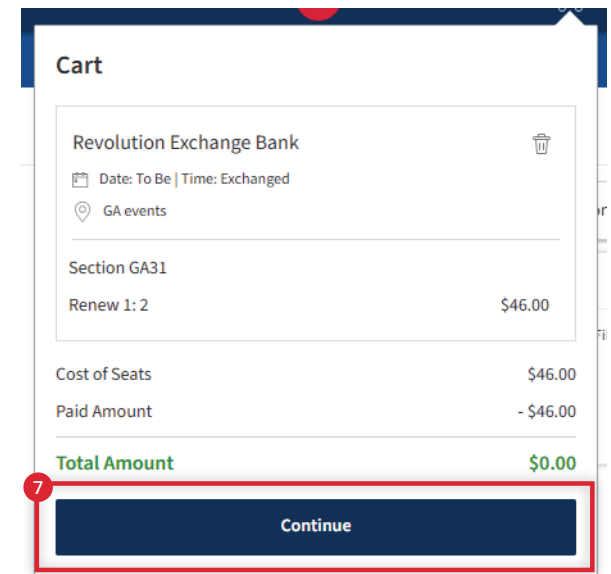
Section GA33
Available Seats: 421/421

Prime Corner/Goal

Total Price: \$46.00

Add to Cart

6 Tap ADD TO CART.



Cart

Revolution Exchange Bank

Date: To Be | Time: Exchanged

GA events

Section GA31

Renew 1: 2 \$46.00

Cost of Seats \$46.00

Paid Amount -\$46.00

Total Amount \$0.00

Continue

7 Tap CONTINUE.

REVOLUTION EXCHANGE BANK

NOTE: Ticket exchanges are only available for eligible accounts.

Review the details of your exchange

Below is a final review of your exchange. Please review the ticket details of your exchanged event and new event as well as the cost summary. Once you review, click Submit.

New Event

[Edit](#)



Revolution Exchange Bank

QTY: 2 Tickets

Date: To Be • Time: Exchanged

GA events

New Tickets

Section GA31, Row GA7, QTY: 1

Section GA31, Row GA3, QTY: 1

Event selected for Exchange

[Edit](#)



Revolution vs. Chicago Fire FC

QTY: 2 Tickets

Sat • Oct 18, 2025 • 06:00 PM

Gillette Stadium

Tickets Selected for Exchange

Sec 102, Row 28, Seat 5

Sec 102, Row 28, Seat 6

Summary

Cost of New Seats: \$46.00

Section GA31, Row GA7, QTY: 1 \$23.00

Section GA31, Row GA3, QTY: 1 \$23.00

Applied Credits: \$46.00

Total cost of new seats: \$46.00

Applied Credits: -\$46.00

Total Amount Due: \$0.00

Note: Review your selections, your current seats won't be exchanged until you click submit.

9

Submit

8 If on a payment plan and amount owed is shown, select 2025 REV PAY B to keep these seats on your payment plan.

9 Review the details of your ticket exchange and then tap SUBMIT.

DONATING YOUR TICKETS

TUTORIAL

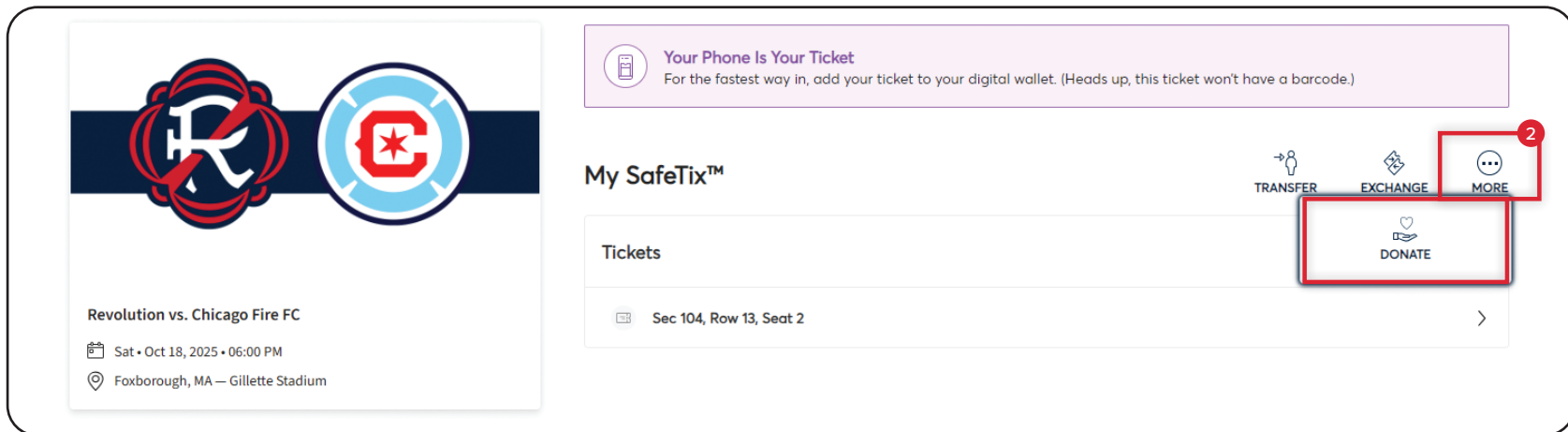
DONATING YOUR TICKETS

NOTE: Ticket donations are only available for eligible accounts.



The screenshot shows a match selection card for "Revolution vs. Chicago Fire FC". On the left are the team logos. To the right, the match details are listed: "Sat • Oct 18, 2025 • 06:00 PM" and "Foxborough, MA — Gillette Stadium". In the top right corner, a red box with a circled "1" highlights a "Select Event" button.

1 Go to the match you'd like to donate tickets for and click SELECT EVENT.

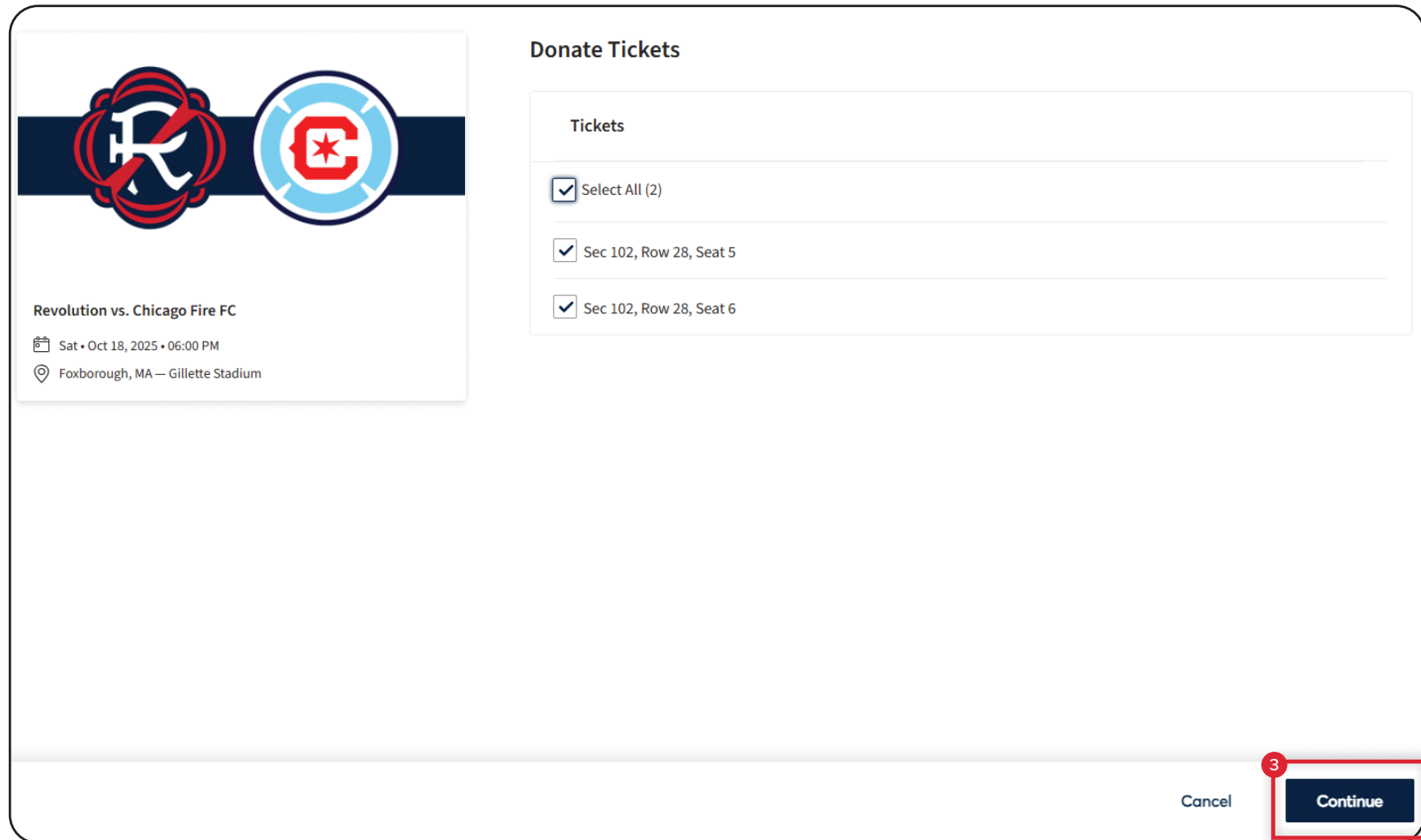


The screenshot shows the "My SafeTix™" interface. On the left is a match card for "Revolution vs. Chicago Fire FC" with details: "Sat • Oct 18, 2025 • 06:00 PM" and "Foxborough, MA — Gillette Stadium". On the right, a purple banner reads "Your Phone Is Your Ticket" with the subtext "For the fastest way in, add your ticket to your digital wallet. (Heads up, this ticket won't have a barcode.)". Below this is a "Tickets" section showing "Sec 104, Row 13, Seat 2". In the top right of the interface, a red box with a circled "2" highlights a menu containing "TRANSFER", "EXCHANGE", and "DONATE" (which is also highlighted by a red box). A "MORE" button with a three-dot icon is also visible in the menu.

2 Then click MORE and DONATE.

DONATING YOUR TICKETS

NOTE: Ticket donations are only available for eligible accounts.

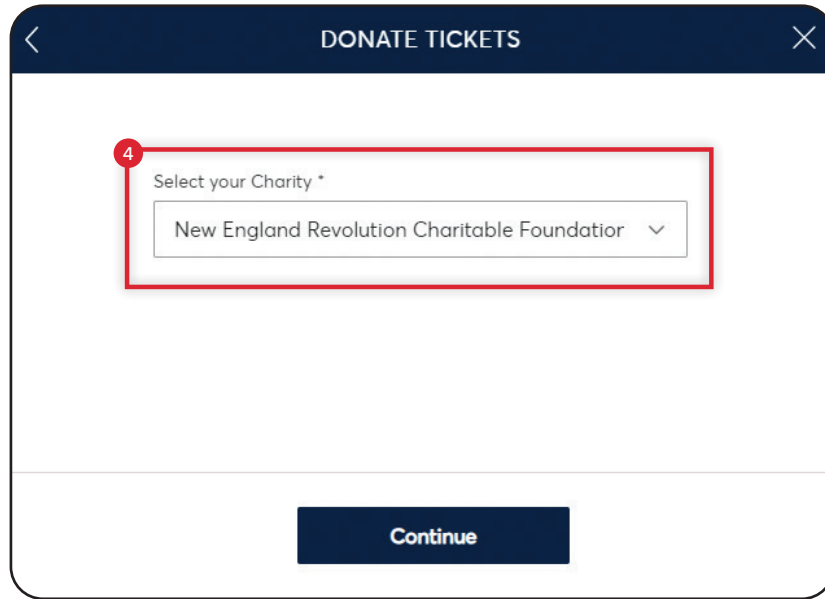


The screenshot shows a 'Donate Tickets' interface. On the left, there is a match card for 'Revolution vs. Chicago Fire FC' on 'Sat • Oct 18, 2025 • 06:00 PM' at 'Foxborough, MA — Gillette Stadium'. The card features the logos of both teams. On the right, under the heading 'Donate Tickets', there is a 'Tickets' section with a list of three items, each with a checked checkbox: 'Select All (2)', 'Sec 102, Row 28, Seat 5', and 'Sec 102, Row 28, Seat 6'. At the bottom right of the interface, there are two buttons: 'Cancel' and 'Continue'. The 'Continue' button is highlighted with a red box and a red circle containing the number '3'.

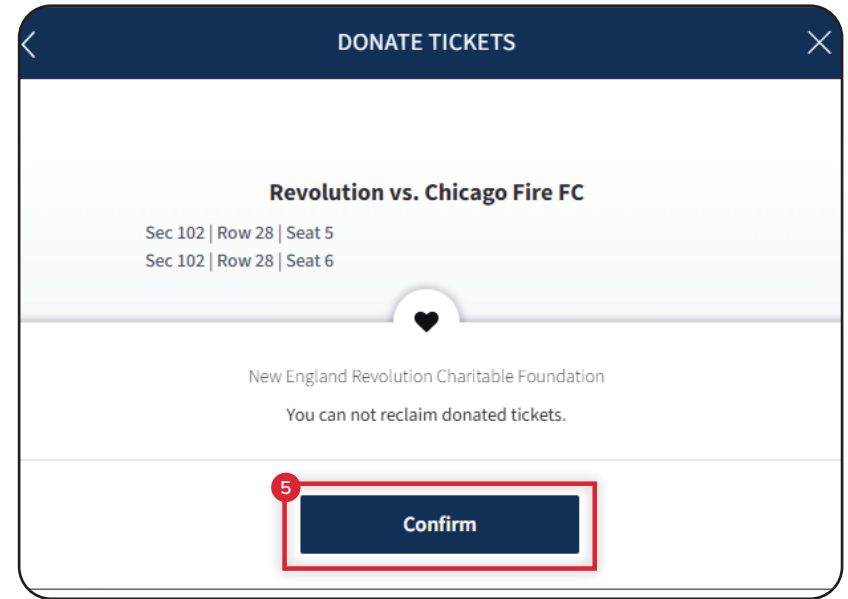
- 3 Select which seats you'd like to exchange out of, then click CONTINUE.

DONATING YOUR TICKETS

NOTE: Ticket donations are only available for eligible accounts.



- 4 Click on SELECT CHARITY NAME and then select NEW ENGLAND REVOLUTION CHARITABLE FOUNDATION, then click CONTINUE.



- 5 Click CONFIRM to donate your tickets. Please note, tickets cannot be reclaimed once donated.



THANK YOU

If you have any additional questions, please call **877-GET-REVS**
or email **cs@revolutionsoccer.net**