



2024

FC DALLAS MEDIA GUIDE



TOYOTA STADIUM

TABLE OF CONTENTS

ABOUT

| | |
|----------------|-----|
| Schedule | 3 |
| Roster | 4-5 |
| History | 6-8 |
| Toyota Stadium | 10 |

TEAM

| | |
|----------------|-------|
| Clark Hunt | 11 |
| Dan Hunt | 12 |
| André Zanotta | 13 |
| Nico Estévez | 14 |
| Coaching Staff | 15-17 |
| Players | 18-28 |

HISTORY

| | |
|-----------------------|---------|
| Season Stats | 30-57 |
| Schedules & Standings | 58-86 |
| Leagues Cup Results | 88 |
| Postseason History | 89 |
| International Results | 90-91 |
| Transactions | 92-107 |
| MLS SuperDraft | 108-112 |

RECORDS

| | |
|---------------------------|---------|
| Yearly Records | 114 |
| Records vs. Opponents | 115-117 |
| Home & Away Records | 118 |
| Attendance | 119 |
| Playoff Attendance | 120 |
| Toyota Stadium Attendance | 121 |
| All-Time Stats | 122-127 |
| Coaching Records | 128 |
| Playoff Records | 129 |
| MLS Awards | 130-132 |
| Age-Related Milestones | 133 |
| Year-by-Year Leaders | 134-143 |
| Career Leaders | 144-147 |
| Individual High Games | 148-149 |
| Team High Games | 150 |
| Team Low Games | 151 |
| Individual Highs | 152-153 |
| Team Highs | 154 |
| Team Lows | 155 |

2024 SCHEDULE

| DATE | OPPONENT | VENUE | TIME (CST) |
|----------------------|-------------------------------|----------------------------|----------------|
| SAT. FEB. 24 | SAN JOSE EARTHQUAKES | TOYOTA STADIUM | 7:30 PM |
| SAT. MARCH 2 | CF MONTRÉAL | TOYOTA STADIUM | 7:30 PM |
| Sat. March 9 | New York Redbulls | Red Bull Arena | 6:30 PM |
| SAT. MARCH 16 | VANCOUVER WHITECAPS FC | TOYOTA STADIUM | 7:30 PM |
| Sat. March 30 | Austin FC | Q2 Stadium | 7:30 PM |
| Sat. April 6 | St. Louis CITY SC | CITYPARK | 7:30 PM |
| SAT. APRIL 13 | SEATTLE SOUNDERS FC | TOYOTA STADIUM | 7:30 PM |
| Sat. April 20 | Colorado Rapids | Dick's Sporting Goods Park | 8:30 PM |
| SAT. APRIL 27 | HOUSTON DYNAMO FC | TOYOTA STADIUM | 7:30 PM |
| Sat. May 4 | Toronto FC | BMO Field | 6:30 PM |
| SAT. MAY 11 | AUSTIN FC | TOYOTA STADIUM | 7:30 PM |
| Sat. May 18 | Houston Dynamo FC | Shell Energy Stadium | 7:30 PM |
| SAT. MAY 25 | REAL SALT LAKE | TOYOTA STADIUM | 7:30 PM |
| Wed. May 29 | LA Galaxy | Dignity Health Sports Park | 9:30 PM |
| Sat. June 1 | LAFC | BMO Stadium | 9:30 PM |
| Wed. June 8 | Minnesota UNITED | Allianz Field | 7:30 PM |
| SAT. JUNE 15 | ST. LOUIS CITY SC | TOYOTA STADIUM | 7:30 PM |
| WED. JUNE 19 | MINNESOTA UNITED | TOYOTA STADIUM | 7:30 PM |
| Sat. June 22 | Seattle Sounders FC | Lumen Field | 9:30 PM |
| SAT. JUNE 29 | FC CINCINNATI | TOYOTA STADIUM | 7:30 PM |
| THURS. JULY 4 | PORTLAND TIMBERS | TOYOTA STADIUM | 7:30 PM |
| Sun. July 7 | Sporting Kansas City | Children's Mercy Park | 7:30 PM |
| SAT. JULY 13 | LA GALAXY | TOYOTA STADIUM | 7:30 PM |
| WED. JULY 17 | AUSTIN FC | TOYOTA STADIUM | 7:30 PM |
| Sat. July 20 | New England Revolution | Gillette Stadium | 6:30 PM |
| Sat. Aug. 24 | DC United | Audi Field | 6:30 PM |
| SAT. AUG. 31 | COLORADO RAPIDS | TOYOTA STADIUM | 7:30 PM |
| Sat. Sept. 7 | Vancouver Whitecaps FC | BC Place | 9:30 PM |
| Wed. Sept. 18 | Real Salt Lake | America First Field | 8:30 PM |
| SAT. SEPT. 21 | LAFC | TOYOTA STADIUM | 7:30 PM |
| SAT. SEPT. 28 | ORLANDO CITY | TOYOTA STADIUM | 7:30 PM |
| Wed. Oct 2 | San Jose Earthquakes | PayPal Park | 9:30 PM |
| Sun. Oct 6 | Portland Timbers | Providence Park | 6:00 PM |
| SAT. OCT 19 | SPORTING KANSAS CITY | TOYOTA STADIUM | 8:00 PM |

2024 FC DALLAS ROSTER

NUMERICAL

| NO. | PLAYER | PRONUNCIATION | AGE | DOB | PLACE OF BIRTH | LAST CLUB |
|-----|--------------------|----------------------------|-----|----------|----------------------------|-------------------------|
| 1 | Jimmy Maurer | MAO-er | 35 | 10-14-88 | Lawrenceville, Georgia | New York Cosmos |
| 2 | Geovane Jesus | G-O-va-KNEE zhay-SOOS | 22 | 07-31-01 | Riacho de Santana, Brazil | Cruzeiro |
| 3 | Omar Gonzalez | OH-mar gon-ZAL-ez | 35 | 10-11-88 | Dallas, Texas | New England Revolution |
| 4 | Marco Farfan | FAHR-fahn | 25 | 11-12-98 | Portland, Oregon | LAFC |
| 6 | Patrickson Delgado | del-GA-doe | 20 | 10-17-03 | Ibarra, Ecuador | Independiente del Valle |
| 7 | Paul Arriola | are-e-OH-lah | 29 | 02-05-95 | Chula Vista, California | D.C. United |
| 8 | Sebastian Lletget | leh-JET | 31 | 09-03-92 | San Francisco, California | New England Revolution |
| 9 | Petar Musa | peh-TUR MOO-sah | 25 | 03-04-98 | Zagreb, Croatia | Sport Lisboa e Benfica |
| 10 | Jesús Ferreira | HEH-soos feh-REY-ruh | 23 | 12-24-00 | Santa Marta, Colombia | FC Dallas Academy |
| 11 | Dante Sealy | SEAL-ee | 20 | 04-17-03 | Brooklyn, New York | PSV Eindhoven |
| 13 | Antonio Carrera | cah-RARE-rah | 19 | 03-15-04 | Pachuca, Hidalgo, Mexico | North Carolina FC |
| 14 | Asier Illarramendi | AH-si-ehr E-ya-RAH-men-dee | 33 | 03-08-90 | Motrico, Spain | Real Sociedad |
| 16 | Tsiki Ntsabeleng | TEE-kee nsa-BEH-leng | 26 | 02-09-98 | Johannesburg, South Africa | Oregon State |
| 17 | Nkosi Tafari | n-KOH-si tuh-far-EYE | 26 | 03-23-97 | Manhattan, New York | Seattle University |
| 18 | Liam Fraser | LEE-uhm FRAY-Ser | 26 | 02-13-98 | Toronto, Canada | KMSK Deinze |
| 19 | Paxton Pomykal | PAKS-tuhn POM-a-call | 24 | 12-17-99 | Lewisville, Texas | FC Dallas Academy |
| 20 | Alan Velasco | veh-LAS-co | 21 | 07-27-02 | Quilmes, Argentina | C.A. Independiente |
| 21 | José Mulato | HO-seh MOO-la-toe | 21 | 01-09-03 | Santiago de Cali, Colombia | Deportivo Cali |
| 22 | Ema Twumasi | EE-ma TWO-ma-see | 26 | 05-18-97 | Accra, Ghana | Wake Forest |
| 23 | Logan Farrington | -- | 22 | 12-14-01 | Racine, Wisconsin | Oregon State |
| 24 | Amet Korça | AH-met CORE-chah | 23 | 09-16-00 | Arlington, Texas | HNK Gorica |
| 25 | Sebastien Ibeagha | ibby-AH-ga | 32 | 01-21-92 | Warri, Nigeria | LAFC |
| 27 | Herbert Endeley | en-deh-LEE | 22 | 10-09-01 | Blaine, Minnesota | Indiana University |
| 29 | Sam Junqua | JUNK-uh | 27 | 11-09-96 | Saratoga, California | Houston Dynamo FC |
| 30 | Maarten Paes | mar-TEN pahz | 25 | 05-14-98 | Nijmegen, Netherlands | FC Utrecht |
| 31 | Eugene Ansa | ahn-SAH | 29 | 12-16-94 | Accra, Ghana | Hapoel Beer Sheva |
| 32 | Nolan Norris | -- | 19 | 02-17-05 | Fort Worth, Texas | FC Dallas Academy |
| 34 | Alejandro Urzua | ah-le-HAN-droh urh-ZOO-ah | 17 | 04-03-06 | Dallas, Texas | North Texas SC |
| 35 | Tomas Pondevca | TOE-mas pon-DEH-cah | 22 | 10-10-01 | Tucson, Arizona | North Texas SC |
| 36 | Malik Henry-Scott | muh-LEAK HEN-ree-skot | 22 | 11-28-01 | Plano, Texas | -- |
| 41 | Tarik Scott | TAR-ick | 18 | 04-23-05 | Brooklyn, New York | FC Dallas Academy |
| 77 | Bernard Kamungo | kuh-MOON-go | 22 | 01-01-02 | Kasulu, Tanzania | North Texas SC |
| 99 | Enes Sali | EE-nes SAH-lee | 18 | 02-03-06 | Toronto, Canada | FCV Farul Constanta |

2024 FC DALLAS ROSTER

ALPHABETICAL

| NO. | PLAYER | POS. | HT. | WT. | HOMETOWN | CATEGORY | STATUS |
|-----|--------------------|------|------|-----|----------------------------|---------------|---------------------------|
| 31 | Eugene Ansah | F | 6-0 | 160 | Accra, Ghana | International | -- |
| 7 | Paul Arriola | F | 5-6 | 148 | Chula Vista, California | -- | -- |
| 13 | Antonio Carrera | GK | 6-4 | 184 | Pachuca, Hidalgo, Mexico | Homegrown | Loan / Supplemental 29-30 |
| 6 | Patrickson Delgado | M | 5-10 | 168 | Ibarra, Ecuador | International | -- |
| 27 | Herbert Endeley | D | 5-10 | 160 | Blaine, Minnesota | -- | Supplemental 25-28 |
| 4 | Marco Farfan | D | 5-10 | 163 | Portland, Oregon | -- | -- |
| 23 | Logan Farrington | F | 6-2 | 175 | Racine, Wisconsin | -- | Supplemental 25-28 |
| 10 | Jesús Ferreira | F | 5-9 | 158 | McKinney, Texas | Homegrown | DP |
| 18 | Liam Fraser | M | 6-1 | 179 | Toronto, Canada | -- | -- |
| 36 | Malik Henry-Scott | F | 5-10 | 175 | Plano, Texas | Homegrown | -- |
| 3 | Omar Gonzalez | D | 6-5 | 203 | Dallas, Texas | -- | Supplemental 21-24 |
| 25 | Sebastien Ibeagha | D | 6-2 | 185 | Missouri City, Texas | -- | -- |
| 14 | Asier Illarramendi | M | 5-10 | 165 | Motrico, Spain | International | -- |
| 2 | Geovane Jesus | D | 5-9 | 169 | Riacho de Santana, Brazil | International | U-22 |
| 29 | Sam Junqua | D | 6-0 | 170 | Saratoga, California | -- | -- |
| 77 | Bernard Kamungo | F | 5-7 | 160 | Kasulu, Kigoma, Tanzania | -- | Supplemental 21-24 |
| 24 | Amet Korça | D | 6-1 | 172 | Arlington, Texas | -- | Supplemental 25-28 |
| 8 | Sebastian Lletget | M | 6-0 | 180 | San Francisco, California | -- | -- |
| 1 | Jimmy Maurer | GK | 6-2 | 192 | Lawrenceville, Georgia | -- | Supplemental 21-24 |
| 21 | José Mulato | F | 5-11 | 165 | Santiago de Cali, Colombia | -- | International |
| 9 | Petar Musa | F | 6-2 | 185 | Zagreb, Croatia | International | DP (Unavailable) |
| 32 | Nolan Norris | D | 5-11 | 161 | Plano, Texas | Homegrown | Supplemental 29-30 |
| 16 | Tsiki Ntsabeleng | M | 5-6 | 145 | Johannesburg, South Africa | -- | Supplemental 21-24 |
| 30 | Maarten Paes | GK | 6-3 | 188 | Nijmegen, Netherlands | -- | -- |
| 19 | Paxton Pomykal | M | 5-8 | 160 | Highland Village, Texas | Homegrown | -- |
| 35 | Tomas Pondevca | M | 5-9 | 170 | Flower Mound, Texas | -- | Supplemental 25-28 |
| 99 | Enes Sali | W | 5-5 | 125 | Toronto, Canada | International | MLS U-22 |
| 41 | Tarik Scott | F | 5-10 | 141 | Frisco, Texas | Homegrown | -- |
| 11 | Dante Sealy | F | 5-10 | 176 | Frisco, Texas | Homegrown | -- |
| 17 | Nkosi Tafari | D | 6-4 | 195 | Manhattan, New York | -- | -- |
| 22 | Ema Twumasi | F | 5-9 | 174 | Accra, Ghana | -- | Generation adidas |
| 34 | Alejandro Urzua | M | 5-9 | 145 | Dallas, Texas | Homegrown | -- |
| 20 | Alan Velasco | F | 5-6 | 148 | Quilmes, Argentina | International | YDP |

ABOUT FC DALLAS

A member of Major League Soccer since its inception in 1996, FC Dallas is owned and operated by Hunt Sports LLC.

The team plays from April to November at Toyota Stadium in Frisco, Texas. One of the first soccer-specific stadiums built in the United States, the venue plays host to Major League Soccer matches, concerts, international soccer matches and high school football. Toyota Stadium is also the home of the National Soccer Hall of Fame, located on the south end of the stadium. The 145-acre Toyota Soccer Center includes 17 regulation-sized, tournament-grade soccer fields and is also home to the organization's nationally-renowned youth development system and USSDA National Championship Academy program, boasting 37 Homegrown signings to the professional team.

FC Dallas became a charter member of Major League Soccer on June 6, 1995. Known originally as the Dallas Burn, the Burn's colors (green and red) and logo (fire-breathing horse) were unveiled at a gala in New York City on October 17, 1995. That same day, MLS announced that Mexican-icon Hugo Sanchez was allocated to the team as its first player in team history. Six months later, Dallas played its first MLS game, defeating the San Jose Clash (now Houston Dynamo) in front of 27,779 fans at the Cotton Bowl in Dallas on April 14, 1996. In its second year, Dallas claimed its first major championship, winning the 1997 U.S. Open Cup title by defeating D.C. United 5-3 on penalty kicks after a scoreless game.

The franchise was a league-owned entity from its inception until the fall of 2003, when Lamar Hunt and his family took over the operating rights. The team changed its name to FC Dallas after the conclusion of the 2004 season. As part of the club's rebranding, new uniforms and a new logo (designed by Lamar Hunt) were also unveiled.

The logo features the name FC Dallas and the number 96, signifying the year the club played its inaugural game, above a drawing of a bull, signifying the kind of Texas cattle that were driven along North Texas trails throughout the 19th century. The logo features the club's new colors red, white and blue. After playing all of the team's home games at either the Cotton Bowl in Dallas or Dragon Stadium in Southlake, Texas for the first nine-and-a-half seasons of its existence, FC Dallas moved to its new home, Toyota Stadium, the third soccer-specific stadium in MLS, on August 6, 2005.

CHAMPIONSHIPS

Lamar Hunt U.S. Open Cup
1997, 2016

MLS Supporters' Shield
2016

MLS Western Conference
Champion
2010

MLS Western Conference
Regular Season Champion
2006, 2015, 2016

Since 1996, FC Dallas has compiled a regular season record of 359-327-202. The club has qualified for the postseason in 20 of its 28 seasons. Under longtime SMU head coach Schellas Hyndman, the team won its first Western Conference Championship and reached its first MLS Cup Final in 2010, but fell, 2-1, to the Colorado Rapids in overtime of a match hosted by Toronto FC in Toronto, Canada. A former player, Oscar Pareja became head coach of FC Dallas in 2014 and established a new identity for the franchise based around the FC Dallas youth academy. Since establishing the club as the leader in youth development in MLS, Pareja compiled franchise-record, 60-point seasons in 2015 and 2016, claimed the franchise's first Supporters' Shield in 2016 and second Lamar Hunt U.S. Open Cup title (2016).

In Nov. 2018, FC Dallas and USL League One announced that an FC Dallas-owned team would be a founding member and begin play during the league's inaugural season in 2019. The FC Dallas-operated franchise was the League One's 10th and final founding member for the 2019 season. On Dec. 6, 2018, North Texas Soccer Club, FC Dallas' USL League One club, announced its team name, logo and colors. FC Dallas President Dan Hunt along with newly-named North Texas SC General Manager Matt Denny also announced the team's first player signing, 15-year-old forward Ricardo Pepi. North Texas SC plays a majority of its home games at Globe Life Park in Arlington, the former home of the Texas Rangers.

A 60-point seasons in 2015 and 2016, claimed the franchise's first Supporters' Shield (regular season championship) in 2016 and second Lamar Hunt U.S. Open Cup title (2016).

ABOUT FC DALLAS

SUPPORTERS' SHIELD

The Supporters' Shield is given to the team that finishes the MLS regular season with the best record in the league (most points).

CONCACAF CHAMPIONS LEAGUE

U.S.-based MLS teams qualify for the annual tournament by 1) Winning MLS Cup 2) Winning the Supporters' Shield 3) Having the best regular-season record in the conference opposite the Supporters' Shield winner or 4) Winning the U.S. Open Cup. Each year, the four qualified teams from the previous season, represent the U.S. in the CONCACAF region (North America/Central America/Caribbean).

FCD first qualified for the CCL tournament in 2011 by advancing to MLS Cup in 2010. It was eliminated in the final match of the Group Stage by Toronto FC in 2011. FC Dallas grabbed its second CCL berth by finishing first in the Western Conference during the 2015 MLS regular season. FCD advanced out of the Group Stage, defeated Arabe Unido (Panama), 5-2, in the Quarterfinals but fell, 4-3, to Pachuca in the 2017 Semifinals. FC Dallas qualified for the 2018 tournament by winning the 2016 Supporters' Shield/U.S. Open Cup.

LEAGUES CUP

Since 2023, Major League Soccer and LIGA MX pause their regular seasons each summer and all 47 first division professional clubs in the U.S., Mexico and Canada compete in the World Cup-style, official Concacaf sanctioned tournament, which will qualify the top three finishers to the Concacaf Champions Cup.

LAMAR HUNT U.S. OPEN CUP

The Lamar Hunt U.S. Open Cup is an annual competition open to all amateur and professional soccer teams affiliated with U.S. Soccer. The tournament crowned a champion for 106 consecutive years dating back to 1914. The 2020 and 2021 Lamar Hunt U.S. Open Cup tournaments were cancelled due to the COVID-19 pandemic, ending the 106 years of consecutive play. Within the U.S. Open Cup framework, teams compete in one of three categories: professional outdoor Division I (MLS), Division II (USL/NASL) or Amateur Division (USL Premier Development League & U.S. Adult Soccer Association). FC Dallas won the Open Cup in 1997 as the Dallas Burn and has reached the final on two other occasions (2005 vs. LA Galaxy, 2007 vs. New England Revolution). FC Dallas hoisted the 2017 Open Cup after defeating the New England Revolution, 4-2, in front of a capacity crowd at Toyota Stadium on Sept. 13.

TEXAS DERBY EL CAPITÁN—THE CANNON

FC Dallas and the Houston Dynamo FC play for the right to keep El Capitán a 18th century Mountain Howitzer cannon. Dallas leads the series, 10-8.

TEX HOOPER

The FC Dallas mascot is a bull named Tex Hooper born on September 6, 1996.

SUPPORTERS

FC Dallas has two official supporters groups: Dallas Beer Guardians and El Matador.

ABOUT FC DALLAS

LAMAR'S LEGACY

No other professional sports team in Dallas has the pioneering legacy of FC Dallas and its patriarch, Lamar Hunt. The story of FC Dallas is tied to Dallas' soccer history, which began in 1966 when Hunt attended a World Cup match in England and was inspired to bring professional soccer to the U.S.

Born on August 2, 1932 in El Dorado, Arkansas, Hunt is recognized as one of the greatest sports visionaries in American history and a pioneer professional soccer in the United States. Hunt helped make pro football history in 1960 by founding and organizing the American Football League. Long known for his role in the development of football as founder of the Kansas City Chiefs, Hunt's contributions to pro soccer have also had a major impact on sports in the U.S.

Uncle Lamar formed the Dallas Tornado, one of the first professional soccer clubs in the U.S., and the NASL (North American Soccer League) in 1967. The team carried a roster of professional players transported from Europe. When their playing days were over many of these players, such as Bobby Moffat and Kenny Cooper Sr., began second careers in coaching/conducting clinics, further spreading interest and developing talent in North Texas.

Professional soccer continued in Dallas through the 1980's with the rise of the indoor Dallas Sidekicks. Former Tornado players Billy Phillips and Neil Cohen played significant roles in the success of the Sidekicks.

The United States was awarded the 1994 World Cup. Not only was Lamar Hunt key to the bid to bring the World Cup to the U.S., but his leadership also influenced the creation of MLS.

The Hunt family stepped to the forefront of U.S. soccer in 1996 by becoming a charter investor in Major League Soccer, which

was created with a unique single-entity operating structure, in which investors own an interest in the league in addition to individual teams. The Hunts were the original investor-operators of the charter teams from Columbus (Ohio) and Kansas City.

Hunt made his greatest contribution to soccer in this country in 1998-99, when he made pro soccer history by funding the construction of the first soccer-specific stadium in the United States as the Columbus Crew opened their revolutionary facility. The stadium broke ground on Aug. 14, 1998, and was finished in nine months and one day. Columbus Crew Stadium opened on May 15, 1999 and a sold-out, overflow crowd of 24,741 to watch the Crew defeat the New England Revolution 2-0.

The 1999 MLS season proved to be a historic one for Hunt, as he was awarded the National Soccer Hall of Fame Medal of Honor -- the second to receive the medal reserved for extraordinary individuals whose positive contributions to soccer at the national level affected the course of soccer history in the United States.

That year, he also saw the U.S. Open Cup Tournament renamed in his honor. The Lamar Hunt U.S. Open Cup, recognized as U.S. Soccer's National Championship, is an annual competition open to all amateur and professional soccer teams affiliated with U.S. Soccer. Dating back to 1914, the single-elimination tournament is the oldest annual team tournament in U.S. sports history.

Having taken over the operations of Dallas in 2003, Hunt's youngest son Dan joined Hunt Sports LLC to help make Texas soccer history by breaking ground on Toyota Stadium on Feb. 18, 2004. The 20,295 seat soccer-specific stadium in Frisco became the first soccer stadium built through a coordination of both private and public funds. Hunt Sports LLC, the City of Frisco, Collin County and the Frisco Independent School District partnered to build the facility that features 17 championship-quality soccer

fields adjacent to the stadium.

In 2005, the team was relaunched as FC Dallas and opened up the brand-new Toyota Stadium on Aug. 6, 2005 with a 2-2 draw between FCD and the New York Red Bulls. Entering the 2006 season, Hunt-founded Crew Stadium and Toyota Stadium were two of the three operating stadiums in Major League Soccer built specifically for soccer. Through Hunt's visionary leadership, Toyota Stadium has become the model for soccer-specific stadiums in the United States, and 14 of the 20 current MLS franchises have soccer-specific stadiums. The 117-acre facility in Frisco has hosted millions of spectators and participants since.

As far back as 1982, Hunt was honored for his efforts to help establish pro soccer in America by being inducted into the U.S. Soccer Hall of Fame in Oneonta, N.Y. Hunt has also been inducted into both the Pro Football Hall of Fame and the International Tennis Hall of Fame, as well as the sports halls of fame of both Missouri and Texas. At the 2004 MLS Cup, Hunt was presented the Commissioner's Award by MLS Commissioner Don Garber for being one of the league's founding fathers as well as a man who has championed soccer in the United States for nearly 40 years. In 2005, the U.S. Soccer Foundation, the major charitable arm of soccer in the United States, presented Hunt with the Foundation's Lifetime Achievement Award.

The continued success and growth of youth soccer in Dallas and the surrounding areas is directly related to Uncle Lamar's four decades of supporting soccer at all levels. His vision is carried on today through his sons, Clark and Dan, and the fans of FC Dallas.

Since his passing in 2006, players of FC Dallas have worn a patch with the initials LH to honor the legacy of Lamar Hunt.

Thank you, Uncle Lamar.



BUILT HERE. PERFECTED HERE.



TOYOTA

Official Vehicle of FC Dallas



THE 2024 TOYOTA TUNDRA

Following your favorite team has never been easier than in the rugged and capable 2024 Toyota Tundra. toyota.com/tundra

Options shown.

TOYOTA STADIUM

Opened on August 6, 2005, Toyota Stadium is a 145-acre multipurpose sports and entertainment facility located at the intersection of Main Street and Dallas North Tollway in Frisco, Texas, and is the home stadium for FC Dallas.

The combination of a world-class stadium and a sports park make Toyota Stadium one of the best and most unique soccer facilities in the world. Included in the facility is the 19,096-capacity pro-soccer stadium which features a built-in stage on the north end and 29 suites. Located on the west side of the stadium, the suites are immediately above the lower bowl seating area and provide an outstanding view of both the playing field and the concert stage. By adding field seats above a state-of-the art Terraflor covering, the stadium can accommodate over 27,000 fans for concerts.

With its 17 tournament-grade fields, permanent event stage and first-class design, Toyota Stadium has become a model for soccer-specific stadiums in North America. By the beginning of the 2019 season, less than 20 years after the inaugural match in Crew Stadium, 20 MLS teams had a soccer-specific stadium to call home – a credit to the vision of Lamar Hunt and leadership of the Hunt Sports LLC.

The public-private complex is owned by the City of Frisco in partnership with Hunt Sports LLC, the Frisco Independent School District, and Collin County.

Along with U.S. Soccer, Toyota Stadium unveiled plans for a \$39 million project featuring more than 100,000 square feet of renovated space, new locker rooms, premium seats, a private club and the U.S. Soccer National Hall of Fame Museum on October 14, 2015. On November 2, the National Soccer Hall of Fame Experience opened to the public.

The 24,000 square foot museum and event center houses U.S. Soccer's hardware: the U.S. Women's World Cups, U.S. Men's Gold Cups and the Lamar Hunt U.S. Open Cup trophies, as well as Olympic medals. Toyota Stadium will be the permanent site for the annual National Soccer Hall of Fame induction ceremony. Cindy Parlow, Brad Friedel, Tiffeny Milbrett, Bob

Contiguglia and MLS Commissioner Don Garber, who deferred his induction from 2016, were part of the first class to be inducted to the Hall of Fame on October 20, 2018.

Luxury seating on the South end is covered by a roof and include pregame dining inside a private club featuring views into the player hallway and out to the field. Club members are also able to watch post-game press conferences live through glass windows shared between the new press center and the private club.

New locker rooms with tunnels on each corner of the South end are home to FC Dallas, as well as teams from Frisco I.S.D., the NCAA FCS Championship teams and Frisco Bowl. The locker rooms can be configured into four separate soccer dressing rooms or combined into two 100-person rooms for football.



CLARK K. HUNT

FC DALLAS CEO & HUNT SPORTS LLC CHAIRMAN

A founding investor-operator of Major League Soccer, FC Dallas Chairman and CEO Clark Hunt remains one of the most innovative and influential members of the MLS Board of Governors.

Hunt shares his late father Lamar Hunt's passion for soccer and the family's vision for the sport's success in the United States. At Lamar's request, Clark engaged in the formative discussions for MLS lending his proven business acumen to the league's financial and legal structure. Now in its 29th season, MLS has earned a stake in the landscape of professional sports and is well-positioned for future growth.

In 1999, Hunt worked closely with his father to construct the first "soccer-specific stadium" in the United States in Columbus, Ohio. Realizing the vision of Lamar Hunt, the debut of professional soccer at Columbus Crew Stadium on May 15, 1999, represented a pivotal moment in the history of MLS and solidified the long-term viability of soccer in the United States. Six years later, in 2005, Hunt Sports LLC unveiled what is now Toyota Stadium, a 145-acre soccer complex in Frisco, Texas, and the home of FC Dallas.

As stadium construction, new investment, player development and a broadening fan base continue to shape the soccer marketplace in North America, Hunt is intimately involved in the development and direction of MLS. Hunt currently serves as the Co-Chairman of the Product Strategy Committee and as a member of the league's Labor and Governance Committees.

In addition to his roles in MLS, Hunt serves as Chairman and CEO of the Kansas City Chiefs, winning three Super Bowls in five seasons between 2019 and 2023. In 2007, NFL Commissioner Roger Goodell appointed Hunt to the NFL's Digital Media and International Committees, as well as the Executive Committee of the NFL

Management Council. In 2011, Hunt was named Chairman of the International Committee and joined the league's Finance Committee. Hunt also serves on the league's Personal Conduct Committee and Commissioner Roger Goodell's Chairmen's Committee. In February 2019, Hunt was named chairman of the Finance Committee and relinquished his role as chairman of the International Committee where he remains a member.

Hunt graduated first in his class at Southern Methodist University in 1987, earning a degree in business administration with a concentration in finance. He was a two-time recipient of the university's highest academic honor, the Provost Award for Outstanding Scholar. During his time at SMU, he was a four-year letterman on the Mustangs' nationally ranked soccer team, earning first-team Academic All-America honors as a junior and senior and serving as a tri-captain his final season. He was named one of the SMU Cox School of Business Outstanding Young Alumni in 2004, and in 2005, he was appointed to the Cox School Executive Board of Trustees. In 2018, he was honored as a Cox School of Business Distinguished Alumni recipient. Hunt also has served on the SMU Board of Trustees since 2009.

Hunt and his wife, Tavia, are involved in numerous philanthropic efforts focused on children's health and youth education including Crystal Charity Ball, "Just Say Yes," and the Special Olympics. Through the FC Dallas Foundation, the Hunts have helped provide well-lit mini-pitches in low socio-economic areas of the Dallas – Fort Worth community that provide safe playing environments and facilitate active lifestyles for local youth.

Clark Knobel Hunt was born on Feb. 19, 1965 and graduated from the St. Mark's School of Dallas in 1983. The Hunts have three children – Gracelyn, Knobel and Ava.



DAN HUNT

FC DALLAS PRESIDENT

Dan Hunt has served as the President of FC Dallas since 2014. He also serves as a member of MLS' Board of Governors and the league's Business Ventures Committee.

Hunt spent years working on the design and construction of Toyota Stadium and Toyota Soccer Center with his late father and American sports icon, Lamar Hunt. Since the venue's opening in 2005, Hunt has used the venue to help establish FC Dallas as the leader in youth development in North America. Toyota Soccer Complex, a 145-acre facility complete with 17 professional-grade soccer fields, has quickly become one of the most rewarding stadium designs in professional sports. Rated as one of only two five-star facilities by the 2011 U.S. Soccer Development Academy Rankings, Toyota Soccer Center has helped FC Dallas sign an MLS-record 37 Homegrown players since 2009.

Hunt also oversaw the \$58 million construction of the National Soccer Hall of Fame in the south end of Toyota Stadium. The project included more than 70-thousand square feet of renovated space, new locker rooms, premium seats, a private club and the National Soccer Hall of Fame Experience.

In May 2017, Hunt, along with his brother Clark, ESPN

and the City of Frisco officially announced that the newly-relocated Frisco Bowl (previously known as Miami Beach Bowl) would call Toyota Stadium home starting on December 20, 2017 at Toyota Stadium. Louisiana Tech became the first Frisco Bowl Champions after beating SMU 51-10.

Outside of his responsibilities with FC Dallas, Hunt is involved in the Hunt family's long-standing interest in the NFL's Kansas City Chiefs. During the 2010 season, Hunt assisted in the renovation of Arrowhead Stadium.

In 2016, Hunt and Robert Casterline loaned their multi-million dollar football card collection to the Pro Football Hall of Fame in Canton, OH. Considered by many to be the most valued collection of football trading cards in the world, the collection includes rare complete sets, important rookie cards as well as informational displays which tell the story of American football and the hobby of card collecting.

Hunt began his business career as Vice President of New Business Development for Gemini Voice Solutions in New York City, a provider of voice-over internet protocol for home-to-home calling in the United States.

A Dallas native, Hunt is a graduate of Southern Methodist University and St. Mark's School of Texas.



ANDRÉ ZANOTTA

CHIEF SOCCER OFFICER/SPORTING DIRECTOR

MANAGING CAREER

| | | |
|---------|--------------------|--------------|
| 2010-11 | General Manager | Atlante FC |
| 2012-15 | Sporting Director | Santos FC |
| 2015-16 | Executive Director | Sport Recife |
| 2017-18 | Executive Director | Grêmio |
| 2019- | Technical Director | FC Dallas |

TROPHIES

| | | |
|------|---------------------|-----------|
| 2012 | Recopa Sudamericana | Santos FC |
| 2015 | Campeonato Paulista | Santos FC |
| 2017 | Copa Libertadores | Grêmio |
| 2018 | Recopa Sudamericana | Grêmio |
| 2018 | Campeonato Gaúcho | Grêmio |

Zanotta was named Technical Director on Jan. 30, 2019 and the Chief Soccer Officer/Sporting Director heading into the 2024 season.

Under his direction, FC Dallas has broken its incoming transfer record twice with the acquisitions of Alan Velasco from Club Atlético Independiente in 2022 and Petar Musa from S.L. Benfica in 2024. Zanotta also helped Dallas set two outgoing transfer records with the sales of Homegrown products Bryan Reynolds to A.S. Roma in 2021 and Ricardo Pepi to FC Augsburg the following season.

Zanotta was previously executive director of Brazilian first-division team Grêmio where he was part of the club’s success in the 2017 Copa Libertadores, 2018 Recopa Sudamericana and 2018 Campeonato Gaúcho. The club also reached the final of the FIFA Club World Cup in 2017. Prior to his work at Grêmio, Zanotta was sporting director of Santos FC where he was instrumental in the sale of Brazilian superstar Neymar from Santos to FC Barcelona in 2013.

At Grêmio, Zanotta oversaw the planning and execution of many of the club’s technical operations including player acquisitions, hiring, as well as contract negotiations and renewals. Aside from the club’s day-to-day operations, Zanotta endeavored to create

a positive atmosphere by aligning the players and management with the club’s executive and technical commission. He also served as the club’s official representative in meetings with the South American Football Federation (CONMEBOL), soccer’s governing body for the continent.

Zanotta served as sporting director for Santos FC from 2012 to 2015 before transitioning into an executive director position at Sport Recife. A trained lawyer, Zanotta’s connection to the sports industry emerged when he began working on player training contracts for the Brazilian Football Federation (CBF) and other Brazilian soccer clubs. To further his career in soccer, Zanotta enrolled in the prestigious FIFA Master program, receiving an MBA in Management, Law and Humanities of Sport in 2010.

In addition to his native Portuguese, Zanotta is fluent in English, Spanish and Italian. In 1997, he spent a semester at Northwest High School in Justin, Texas as an exchange student.



NICO ESTÉVEZ

HEAD COACH

COACHING CAREER

| | |
|---------|---------------------------|
| 1999-04 | CF San Jose Academy |
| 2004-11 | Valencia Academy |
| 2011-13 | Huracán Valencia |
| 2013-14 | Valencia Mestalla |
| 2013 | Valencia (interim) |
| 2017-18 | Columbus Crew (assistant) |
| 2019-21 | United States (assistant) |
| 2022 | FC Dallas |

Nico Estévez was named the eighth full-time head coach in club history on December 2, 2021.

Estévez joins FC Dallas from U.S. Soccer where he served as an assistant coach for the U.S. Men's National Team. He has more than 20 years of coaching experience that includes stints in Spain's La Liga and Major League Soccer.

While working with U.S. Soccer, Estévez coached current and former FC Dallas Academy Products Ricardo Pepi, Jesús Ferreira, Justin Che, Paxton Pomykal, Brandon Servania, Tanner Tessmann, Bryan Reynolds, Reggie Cannon, Chris Richards, Weston McKennie, Jesse Gonzalez and Kellyn Acosta.

Prior to joining U.S. Soccer from 2019-21, Estévez served on Berhalter's staff with the Columbus Crew. He joined the MLS club in 2014 as Director of Methodology for the Academy before Berhalter promoted Estévez to first team assistant coach in January 2017.

A native of Valencia, Spain, Estévez spent eight years working with La Liga's Valencia CF in the club's Academy system, second division team and

first team. As head coach of Huracán Valencia CF from 2011-2013, a team in Spain's Segunda Division B league, he led them to the playoffs in two consecutive seasons. While there he won the Ramón Cobo award from the Royal Spanish Football Federation Committee of Coaches for his accomplishments. In July 2013, he assumed the head coaching duties for Valencia CF Mestalla, Valencia CF's reserve team.

Estévez served as Interim Head Coach of the first division team, Valencia CF, for two matches in 2013. He oversaw a La Liga match against Real Madrid and a Copa del Rey match – Spain's Domestic Cup – against Gimnastic de Tarragona, resulting in a 1-0 victory. Estévez posted a 1-1-0 record as Valencia's Interim Head Coach.

Prior to his time with Valencia CF, Estévez worked with CF San Jose, a youth soccer academy in Valencia, Spain beginning in July 1999. He was their youth team Head Coach, overseeing the Under-12, U-14, U-15 and U-16 teams. He served as CF San Jose's Director of Methodology from 2010-2011.

Estévez holds a UEFA Pro License and an Elite Formation Coaching License (EFCL).

COACHING STAFF



BEN CROSS ASSISTANT COACH

Ben Cross was named an assistant coach on Nico Estevéz's staff on Dec. 22, 2021. He joins Dallas as an assistant coach and video analyst from the Columbus Crew after four seasons as a first team assistant coach for the 2020 MLS Cup and 2021 Campeones Cup Champions.

He previously also served as the Crew Academy's U-17/18 and U-19 Head Coach and was named the U.S. Soccer Development Academy Central Conference Coach of the Year at the U-18/19 level in 2018.

He holds a USSF A License, MLS Elite Formation Coaching License (EFCL) and NSCAA Advanced National Diploma. He will work with current video analyst Fredy Herrera who is in his fifth season with FC Dallas.



PETER LUCCIN ASSISTANT COACH

Peter Luccin was named an assistant coach on Jan. 9, 2019. The former FC Dallas midfielder signed with Cannes' professional team from 1996-1997 after playing soccer in the French soccer academies. The Marseille-native also played with Bordeaux (1997-1998), Marseille (1998-2000) and Paris Saint-Germain (2000-2002), totaling 131 appearances in France's Ligue 1.

In 2001, his career took him to Spain when he was loaned to Spanish club Celta de Vigo. Luccin remained in Spain, playing for Celta (2002-2004), Atlético Madrid (2004-2007) and Zaragoza (2007-2010) with a one-year loan to Racing Santander (2008-2009). In 2011, he signed with Swiss Super League team FC Lausanne-Sport before joining MLS and FC Dallas in 2013 for two seasons. He retired from professional play at the end of the 2014 season and began his coaching career as a coach in the FCD Academy in 2015, working with the U-12, U-13 and U-14 age groups during his time in the club. He holds a UEFA "B" Coaching License.



JAVIER CABELLO ASSISTANT COACH

Javier Cabello was named an assistant coach on Nico Estevéz's staff on Dec. 22, 2021.

He comes to FC Dallas from La Liga's Deportivo Alavés where he has served as an assistant coach since 2017. He began his La Liga career in the late 1990s in Villarreal CF's academy, where he moved up the ranks from coordinator to head of scouting until 2008. From 2008-2010, he was the Head Academy Director for La Liga's Valencia CF. Cabello also had head coaching stints at CD Cieza (2000-2004), CD Castellón (2011-2012), Cultural Deportiva Leonesa (2014-2015) and was the technical director at Elche CF (2015).

He graduated from the University of Valencia with a degree in Physical Activity and Sports Sciences and Valencia Polytechnic University with a degree in Journalism.

COACHING STAFF



DREW KEESHAN GOALKEEPER COACH

Drew Keeshan will enter his 16th season as FC Dallas' goalkeeping coach. The Tipperary, Ireland native, originally joined FC Dallas in February 2008 under Steve Morrow and has served on the coaching staffs for former head coaches Schellas Hyndman, Oscar Pareja and Luchi Gonzalez.

He played collegiate at Lindsey Wilson College for two years and at Life University for another two years. He graduated from Life University with a Bachelor in Dietetics in 2001. Keeshan started his professional career with Waterford United in 1993 and had stints at League of Ireland clubs Galways United, Kilkenny City and Limerick Football Club.

Keeshan holds both a USSF "B" and USSF Goalkeeper license. He has served as an assistant goalkeeper coach for the USL Premier Development League team Augusta FireBall from 2005-2006, as a head goalkeeper coach for Georgia Olympic Development Program from 2002-2007 and was the goalkeeper staff coach for ODP Region III from 2004-2007.



MIGUEL VILLAGRASA HEAD OF PHYSICAL PERFORMANCE

Miguel Villagrassa was named an assistant coach on Nico Estevéz's staff on Dec. 22, 2021. Villagrassa brings 26 years of experience to the role of Head of Performance. He spent 23 years working for as a physical trainer and high-performance coach for Valencia CF, starting in its academy in 1996 before moving to the first team in 2005. He also had stints in RC Celta (2019) and Elche CF (2021).

Villagrassa graduated from the University of Valencia with a degree in Physical Education with a concentration in High-Performance Soccer and High-Performance Swimming and a master's degree in High-Performance Sports. He also holds a master's degree in Readaptation of Injuries in High-Performance Soccer from the UCAM San Antonio de Murcia Catholic University.

He oversees a staff of two that includes Assistant Performance Coach Ardy Vahiditari as well as Fitness and Rehabilitation Coach Sergio Gonzalez.



ARDY VAHIDTARI ASSISTANT PHYSICAL PERFORMANCE COACH

Vahiditari begins his third season as FC Dallas' Assistant Performance Coach. Born in Tehran, Iran, Vahiditari immigrated to Texas and played in the FC Dallas youth system before attending Marymount California University where he received a degree in business management and a minor in sports science. Vahiditari was a volunteer coach in the FC Dallas Academy for two years before becoming the Athletic Performance Coach for North Texas SC in its inaugural season.

Vahiditari holds a PES (Physical Enhance Specialist) certification as well as a U.S. Soccer Federation "B" Coaching License.

SUPPORT STAFF



SERGIO GONZALEZ **FITNESS AND REHABILITATION COACH**

Sergio Gonzalez enters his fourth season with the FC Dallas organization as the Fitness and Rehabilitation Coach.

He joined the club after spending 2012-2019 with Liga MX's Club Tijuana Xoloitzcuintles as its Strength and Conditioning coach. He was also the Strength and Conditioning coach for Seville's Rugby Team for three years, Valencia's Rugby Team for two years and Basel Rugby Team for the 2010-2011 seasons.

Gonzalez earned a bachelor's degree in physical training from National School for Physical Trainers from his native Mexico. He also holds a National Strength and Conditioning Association (NSCA) certification.



DAN MILLER **HEAD OF PERFORMANCE ANALYSIS**

Miller enters his third season at FC Dallas as the Head of Performance Analysis, having joined the club in June of 2022 from NYCFC. Miller began work at NYCFC in 2017 as a Performance Analysis Intern before being hired fulltime in 2018. Throughout his time there, he performed analysis duties throughout the first team, second team and academy, most recently taking on the role of Head Academy Analyst. During his time in the academy, Miller was part of the coaching staff that won back-to-back USSDA U19 National Championships in 2018 and 2019.

Miller was born and raised in Santa Monica, California and moved to New York City with his family in 2009, where he attended Riverdale Country School and played for Manhattan Soccer Club. After graduating high school, he played soccer at Union College before transferring to Hunter College in New York City where he graduated Summa Cum Laude with a BA in European History.



NACHO PAREJA **ASSISTANT EQUIPMENT MANAGER**

Alejandro "Nacho" Pareja joined FC Dallas in January 2015 as a first team assistant, concentrating on scouting and video analysis and preparation, as well as other specific needs.

The Medellin, Colombia native assists in recording practices and games and editing clips from each for analysis by the coaching staff. Pareja also coordinates video editing and analysis for team training sessions.

Prior to joining FCD, Pareja worked for the Colorado Rapids for two seasons under Oscar Pareja. In Colombia, he served as a youth scout and analyst for teams in the first and second division of the Antiochian League.



EUGENE ANSAH

31 WINGER

PRONUNCIATION: ahn-SAH

[Twitter](#) [Instagram](#) EugeneNanaAnsaah

MLS CAREER TOTALS

| GP | GS | MIN | G | A |
|----|----|-----|---|---|
| 9 | 0 | 180 | 1 | 0 |

2023 SEASON

- Made his FC Dallas and MLS debut at SEA (July 15) playing the last 21 minutes.
- Scored his first Leagues Cup goal vs. NEC (July 25).
- Scored first MLS goal at STL (Aug. 30).

ACQUIRED

- Signed on June 19, 2023 from Hapoel Be'er Sheva to a one-and-a-half year contract with a club option for 2025.

PROFESSIONAL

- Spent past five seasons in the Israeli Premier League, most recently playing for Hapoel Be'er Sheva.
- Registered 80 appearances and recorded 12 goals and 10 assists in 4,726 minutes played for Be'er Sheva.
- Appeared in six group stage matches of the 2022-23 Europa Conference League for Be'er Sheva.
- Started his career in the KSC Lokeren U-19s and made his first team debut on November 3, 2013 at 18 years old.

PERSONAL

- Born in Accra, Ghana - same hometown as Ema Twumasi.
- Family currently resides in London, United Kingdom.



PAUL ARRIOLA

#7 WINGER

PRONUNCIATION: are-e-OH-laa

[Twitter](#) [Instagram](#) paularriola

MLS CAREER TOTALS

| GP | GS | MIN | G | A |
|-----|-----|--------|----|----|
| 144 | 133 | 11,246 | 32 | 27 |

ACQUIRED

- Acquired from D.C. United on Jan. 26, 2022.

PROFESSIONAL

- Scored his first career playoff goal vs. SEA (Nov. 4, 2023).
- Set career highs in goals (10), minutes (2,660), starts (30) in 2022
- Joined with Jesús Ferreira (18) to become first pair of American teammates to each reach double digit goals in a regular season since Clint Dempsey and Will Bruin for (Seattle, 2017) in 2022
- Made his official debut for FC Dallas vs. Toronto FC (Feb. 26) in a 1-1 draw and assisted the first goal of the season finding Jäder Obrian.
- Scored first goal for FC Dallas vs. Portland (March 19) in the 77'
- Named MLS Player of the Month for May after scoring six goals in five-straight games leading Dallas to a 3-2 record
- Scored 20 goals and recorded 16 assists in five seasons across 89 MLS games with D.C. United.
- In February 2021, Arriola was loaned to EFL Championship side Swansea City and made his debut in the 2020-21 FA Cup match against Manchester City before returning to D.C. United due to injury.
- Prior to joining D.C. United, Arriola spent four years at Club Tijuana in Liga MX, where he scored 11 goals and added three assists in 116 overall appearances.
- Arriola made his professional debut on July 19, 2013, in a 3-3 draw with Club Atlas at the start of the 2013-14 season.

- Set career highs in goals (10), minutes (2,660), starts (30) in 2022
- Joined with Jesús Ferreira (18) to become first pair of American teammates to each reach double digit goals in a regular season since Clint Dempsey and Will Bruin for (Seattle, 2017) in 2022
- Made his official debut for FC Dallas vs. Toronto FC (Feb. 26) in a 1-1 draw and assisted the first goal of the season finding Jäder Obrian.
- Scored first goal for FC Dallas vs. Portland (March 19) in the 77'
- Named MLS Player of the Month for May after scoring six goals in five-straight games leading Dallas to a 3-2 record
- Scored 20 goals and recorded 16 assists in five seasons across 89 MLS games with D.C. United.
- In February 2021, Arriola was loaned to EFL Championship side Swansea City and made his debut in the 2020-21 FA Cup match against Manchester City before returning to D.C. United due to injury.
- Arriola spent four years at Club Tijuana in Liga MX, where he scored 11 goals and added three assists in 116 appearances.
- Arriola made his professional debut on July 19, 2013, in a 3-3 draw with Club Atlas at the start of the 2013-14 season.

NATIONAL TEAM

- Arriola has made 43 USMNT appearances since his senior debut in 2016.
- Arriola made his USMNT debut, scored his first international goal and recorded his first assist in the 3-1 win against Puerto Rico on May 22, 2016.
- Member of the Gold Cup championship teams in 2017 and 2021.
- Played in two games during the 2023 January cycle with the national team making appearances against Serbia and Colombia.
- Started and logged 65 minutes versus Columbia and appeared as a sub in the 73' against Serbia during 2023.

PERSONAL

- Married his wife Akela in the offseason on January 6, 2023.
- Proud father to Sevyn Helen Arriola. Born December 28, 2023.
- Owns two pugs, Penelope and Nugget.
- Involved with Family Reach, a nonprofit organization that helps families going through cancer treatments afford everyday costs.
- Best youth sport was baseball.



ANTONIO CARRERA

#13 GOALKEEPER

PRONUNCIATION: cah-RARE-rah

[Twitter](#) [Instagram](#) AntoTeamCarrera

MLS CAREER TOTALS

| GP | GS | MIN | CS | S |
|----|----|-----|----|---|
| 0 | 0 | 0 | 0 | 0 |

2024 SEASON

- Loaned to North Carolina FC on Feb. 22, 2024.

ACQUIRED

- Signed as 33rd Homegrown player on Feb. 21, 2022.
- Joined the FC Dallas youth system as a 10-year-old in 2014.

PROFESSIONAL

- Became the starting goalkeeper for North Texas SC in 2023, featuring 35 times in two seasons.
- Reached the USL League One playoffs with NTSC in 2021.

NATIONAL TEAM

- Called up to the U.S. Men's National Team at the U-15, U-17 and U-20 levels.
- On the bench for all five games of the U-20 World Cup helping the squad reach the quarterfinals before losing to eventual champion Uruguay.
- Carrera received a call up to the 2023 U.S. Pan American team, helping team USA finish fourth.

PERSONAL

- Born in Pachuca, Mexico
- Has three siblings, two brothers Juanito and Nico and one sister Ana
- Plays the ukulele
- His favorite International player is Keylor Navas



PATRICKSON DELGADO
#6 MIDFIELDER

PRONUNCIATION: pah-TRICK-sun del-GAH-dough

patrickson_delgado_villa

MLS CAREER TOTALS

| GP | GS | MIN | G | A |
|----|----|-----|---|---|
| 0 | 0 | 0 | 0 | 0 |

ACQUIRED

- Acquired on a one-year loan on Jan. 25, 2024 with an option to buy, from Independiente del Valle of the Ecuadorian Serie A.

PROFESSIONAL

- Spent the 2022-23 season with Ajax's affiliate team Jong Ajax in the Netherlands second division, appearing in 24 matches as a center back, left back and defensive midfielder.
- Made his professional debut with Independiente Juniors.

YOUTH

- Product of Independiente del Valle's youth system where he played with IDV U20, Independiente B and Independiente Juniors which competes in the Serie B of Ecuador.



HERBERT ENDELEY
#27 DEFENDER

PRONUNCIATION: en-deh-LEE

herbert_endeley
herbertendeley

MLS CAREER TOTALS

| GP | GS | MIN | G | A |
|----|----|-----|---|---|
| 9 | 3 | 270 | 0 | 0 |

2024

- Scored three times in the preseason vs D.C. United, New Mexico United and Malmö FF.
- Started the season opener vs. SJ (Feb. 24).

ACQUIRED

- 2023 MLS SuperDraft as the 24th overall pick signing a one-year contract with club options for the 2024, 2025 and 2026 seasons.

PROFESSIONAL

- Made his MLS debut at SJ (May 27, 2023) and started first career match vs. NSH (June 3).
- Scored 4 goals in 17 appearances with North Texas SC in 2023.
- Made 84 appearances with 67 starts over four years at Indiana University.
- Scored 13 goals and 20 assists over his IU career and named All-Big Ten selection all four seasons.

PERSONAL

- Scored 77 goals in 74 high school games en route to being named Mr. Soccer for the state of Minnesota as well as the Minneapolis Star Tribune's Player of the Year.
- His father, Isaac, works for the United Nations as Chief of Staff for Office of the Special Envoy for the Great Lakes Region.
- Lived in Tanzania from 2006-11.



MARCO FARFAN
#4 – MIDFIELDER

PRONUNCIATION: FAHR-fahn

marcofarfan_28
marcofarfan_32

MLS CAREER TOTALS

| GP | GS | MIN | G | A |
|-----|-----|------|---|---|
| 127 | 107 | 9139 | 2 | 7 |

2023

- Provided the game-winning cross to Bernard Kamungo against RSL (April 15) and earned MLS Team of the Matchday 8 honors.
- Scored his first goal of the season in 2-0 win over STL (May 6) in the 89'.
- Provided the game-winning cross to Nkosi Tafari in the 90+4' against ATX (Aug. 26).
- Led FC Dallas in games played (32), starts (31) and minutes (2692) and tied for the team lead in game-winning assists (2).
- Covered the most distance on the team (318 km).

ACQUIRED

- FC Dallas acquired left back Marco Farfan from Los Angeles FC in exchange for defender Ryan Hollingshead on Feb. 10, 2022.
- Signed a new three-year contract with club option for the 2026 season.

PROFESSIONAL

- Entering eighth season as a professional in 2024.
- Set career highs for games started (32), played (32), minutes (2731) in 2022.
- Scored first career MLS goal vs. San Jose (Aug. 13) and contributed his assist delivering four in 2022.
- Started his career with the Portland Timbers signing as the club's first Homegrown player, spending four years with the club.
- Member of the Portland Timbers team that won the 2020 MLS is Back Tournament.
- Joins FC Dallas after spending one season with LAFC, where he appeared in a career-high 29 matches for the club, including 21 starts.

NATIONAL TEAM

- Farfan has been called up to various U.S. National Team camps, including the U.S. Men's National Team camp in December 2020.
- Made his senior team debut in the 6-0 win against El Salvador on Dec. 9.

PERSONAL



- Favorite pro team is his hometown Portland Trailblazers.
- Family has four dogs: Miya, Bruno, Frijol and Muneca.
- Favorite Liga MX team is Pumas UNAM.



LOGAN FARRINGTON

#23 FORWARD

PRONUNCIATION: fair-ING-ten

 loganfarrinton
 logan.farrington

MLS CAREER TOTALS

| GP | GS | MIN | G | A |
|----|----|-----|---|---|
| 1 | 1 | 90 | 0 | 0 |

2024

- Started his first MLS career match vs. SJ (Feb. 24).

ACQUIRED

- Drafted No. 3 in the 2024 MLS SuperDraft.

COLLEGE



- Named the 2023 Pac-12 Player of the Year and led Oregon State to its deepest postseason run in program history culminating with a semifinal berth against Notre Dame. F
- Led the Pac-12 in goals (15) and added seven assists.
- His 15 goals in 2023 are tied for the second-most in a single season in school history.
- The native of Racine, Wisconsin earned First Team All-Pac-12 and Third Team All-American honors from the United Soccer Coaches.
- 2023 USL League Two Player of the Year and 2022 USL League Two champion spent two summers with Ventura County Fusion where Farrington netted 22 goals with Ventura County.
- Began his career at the University of Milwaukee scoring 20 goals in three seasons and earning First Team All-Horizon League each season.



JESÚS FERREIRA

#10 FORWARD

PRONUNCIATION: HEH-soos feh-REY-ruh

 Jesusfcd27
 jesusf45

MLS CAREER TOTALS

| GP | GS | MIN | G | A |
|-----|-----|--------|----|----|
| 141 | 122 | 10,636 | 48 | 28 |

ACQUIRED

- Signed as Young Designated Player on player on Jan. 18, 2022.

PROFESSIONAL

- Scored 12 goals, three braces and tied the FC Dallas season record with seven game-winning goals in 2023.
- Tallied one goal and four assists in four appearances during 2023 Leagues Cup.
- Scored his first career playoff goal vs. SEA (Nov. 4) on a penalty kick.
- Named 2022 MLS Young Player of the Year after tying the FC Dallas' single-season goal record (18) and made six assists
- Became the second player in MLS history to record at least 30 goals and 20 assists in his career before turning 22 and fourth
- Recorded first hat trick vs. Portland in 2022 making it the quickest hat trick in FC Dallas history with all three goals scored 10 minutes apart (26', 30', 36')
- Made his MLS debut on June 3, 2017 vs. Real Salt Lake at 16 years and 161 days and scored his first goal becoming the youngest FC Dallas player in history to play or score, and the second youngest to score in MLS history.

NATIONAL TEAM

- Scored 15 goals in 23 caps for the United States.
- Named to the 2022 World Cup roster and played 45 minutes in the quarterfinal loss to Netherlands.
- Received first call-up to USMNT for the annual January Camp since receiving his citizenship in December 2019.
- Became the first player in USMNT history to score back-to-back hat

tricks during the Gold Cup group stage matches against St. Kitts and Nevis and Trinidad and Tobago.

FC DALLAS ACADEMY

- Won the 2015-16 USSDA U-16 Championship after going 23-2-0 during the regular season.
- Led Academy to its first victory in an international tournament, scoring three goals as the team defeated Leicester City and Aspire Academy to win the Tri-Series Tournament in Qatar.

PERSONAL

- Son of FC Dallas legend David Ferreira
- Has two younger brothers, Mathew and Santi, who is a member of North Texas SC
- Bought a farm with first professional wages.
- Enjoys streaming on Twitch and playing Fortnite in his personal time.



LIAM FRASER

#18 MIDFIELDER

PRONUNCIATION: LEE-uhm FRAY-sir

  liamfraser27

MLS CAREER TOTALS

| GP | GS | MIN | G | A |
|----|----|------|---|---|
| 64 | 36 | 3477 | 0 | 1 |

2024

- Started the season opener vs. SJ (Feb. 24) logging 84 minutes.

ACQUIRED

- Signed from KMSK Deinze of Belgium for the remainder of the 2023 season with options in both 2024 and 2025.

PROFESSIONAL

- Entering seventh year as a professional in 2024 with third MLS team (Toronto FC, Columbus Crew, FC Dallas).
- Made his FC Dallas debut as a sub at STL (Aug. 30) and started four of seven matches he appeared with Dallas in 2023.
- Helped Columbus win the 2021 Campeones Cup title, logging career highs in games (23), starts (11) and minutes (1165) during his only year with the Crew.
- Fraser made 33 regular season appearances for Toronto FC from 2018-21.
- Signed as a Toronto FC Homegrown Player on Jan. 19, 2018 and made his first team debut on March 30, 2018.

NATIONAL TEAM

- Made his Canada National Team debut on October 15, 2019 in Canada's 2-0 win against the United States.
- Featured in Canada's 2023 Gold Cup roster where he would play in every game for Canada.

PERSONAL

- Part owner of the Sondr Cafe in Toronto.
- Ambassador of the MLSE Foundation - a non-profit focused on changing lives through the spirit and power of sport.



OMAR GONZALEZ
#3 DEFENDER

PRONUNCIATION: OH-mar gon-ZAL-ez

omar4gonzalez

MLS CAREER TOTALS

| GP | GS | MIN | G | A |
|-----|-----|--------|----|----|
| 276 | 256 | 22,833 | 17 | 12 |

ACQUIRED

- Signed as a free agent on Jan. 10, 2023.

PROFESSIONAL

- Entering his 16th season as a professional and 13th season in MLS (276 appearances).
- Three-time MLS Cup winner (2011, 2012, and 2014), a two-time Supporters' Shields winner (2010 and 2011).
- Named to the MLS Best XI selections four times (2010, 2011, 2013, and 2014).
- Made 17 starts and 32 appearances for the Revs from 2022-23.
- Selected third overall by the LA Galaxy in the 2009 MLS SuperDraft and named MLS Rookie of the Year (2009).
- On the international stage, Gonzalez has accumulated 52 caps with the United States, including three appearances in the 2014 FIFA Men's World Cup in Brazil. Winner of the 2013 and 2017 Concacaf Gold Cup titles, he remains one of the most experienced players in the U.S. pool, with 18 appearances in World Cup Qualifiers.

PERSONAL

- Graduated from Skyline High School in Dallas.
- One of six native Texans on the roster.



MALIK HENRY-SCOTT
#36 FORWARD

PRONUNCIATION: muh-LEAK HEN-ree-skot

malikfcd
 malik_fcd_17

MALIK HENRY-SCOTT MLS CAREER TOTALS

| GP | GS | MIN | G | A |
|----|----|-----|---|---|
| 0 | 0 | 0 | 0 | 0 |

ACQUIRED

- Signed as the 37th homegrown player on December 18, 2023.

PROFESSIONAL

- Spent four seasons at Tulsa starting 44 matches and scored 17 goals with 7 assists helping team reach the NCAA Championships in 2021 and 2022.
- Named to 2020 American Conference All-Rookie Team.
- Scored 25 goals and won the 2020 MAST Championship with FC Dallas academy.

PERSONAL

- Malik and brother Tariq Scott become the first brother duo to have Homegrown contracts with FC Dallas.



SEBASTIEN IBEAGHA
#25 DEFENDER

PRONUNCIATION: ibby-AH-ga

sebibeagha

SEBASTIEN IBEAGHA MLS CAREER TOTALS

| GP | GS | MIN | G | A |
|-----|----|------|---|---|
| 126 | 81 | 7777 | 1 | 1 |

2024

- Started the season opener vs. SJ (Feb. 24) playing the full 90'.

ACQUIRED

- Signed as free agent on Dec. 5, 2022 on a two-year contract with club options for 2025 and 2026.

PROFESSIONAL

- Entering eighth year as a professional in 2024 with fourth MLS team.
- In 2023, scored first career goal on an assist from fellow center back Nkosi Tafari at Vancouver (March 11) and assisted Tafari for first career MLS assist at LAFC (March 25).
- Played at Duke University from 2010-13 earning All-ACC honors and 2012 ACC Defensive Player of the Year
- Signed his first professional contract with Danish first division club AC Horsens in 2013, where he appeared in 17 matches. He also had loan stints with Denmark's FC Fredericia (2014) and Iceland's Fran Reykjavik (2015).

PERSONAL

- His older brother Christian Ibeagha trained with FC Dallas during the 2011 and 2012 preseasons
- Two-time MLS Cup Champion with LAFC and New York City FC
- Enjoys to golf.
- Ranked as most fashionable footballer in the CONCACAF area by Forty One Magazine.
- Consensus top-three most fashionable players in MLS by MLS Player Association.



ASIER ILLARRAMENDI
#14 MIDFIELD

PRONUNCIATION: AH-si-eh-r E-ya-RAH-men-dee

illarra4

MLS CAREER TOTALS

| GP | GS | MIN | G | A |
|----|----|-----|---|---|
| 12 | 8 | 783 | 1 | 1 |

ACQUIRED

- Signed as free agent on August 3 with an option for 2024.

PROFESSIONAL

- Made his FC Dallas debut against ATX (Aug. 26, 2023) logging 32 minutes and created his first assist on Jáder Obrian's goal vs. SJ (Oct. 7).
- Spent previous nine seasons with LaLiga side Real Sociedad making 167 appearances and scoring 11 goals to help the team win the Copa del Rey cup in 2021.
- Joined Real Madrid for two seasons in 2013 playing 90 times and winning the UEFA Champions League and Copa del Rey in 2014, and the Club World Cup and UEFA SuperCup in 2015.
- Started his professional career with Sociedad's Academy before moving to the first team in 2010.
- Ranks No. 29 with most appearances for Real Soceidad coming in with 253 total appearances across two stints with the club.

PERSONAL

- Avid traveler, visited many US state parks after the 2023 season.
- Basque is his first language.
- Dallas sports teams fan.
- Favorite soccer team is Real Sociedad.



GEOVANE JESUS
#2 DEFENDER

PRONUNCIATION: G-O-VA-KNEE ZHAY-SOOS

geovanejesus_42

MLS CAREER TOTALS

| GP | GS | MIN | G | A |
|----|----|-----|---|---|
| 19 | 11 | 985 | 0 | 2 |

2024

- Picked up a season-ending knee injury during training in September 2023.

ACQUIRED

- Signed from Brazil's second-division side Cruzeiro through the 2026 season with a club option for the 2027 season as part of the MLS U-22 Initiative.

PROFESSIONAL

- Made MLS debut vs. Minnesota (Feb. 25, 2023) and started his first MLS match vs. LAFC (April 1) playing 89 minutes and contributing one assist.
- Reached the fastest sprint speed on the team (35.58) during 2023.
- Appeared in 40 matches, contributing two goals and two assists in 1,479 minutes across all competitions for Cruzeiro and helped the squad get promoted to Campeonato Série A for the 2023 season.

PERSONAL

- Married his wife Lorena on May 10, 2022
- Ordained as a Christian pastor
- Father to Giovana, Mari and Rick



SAM JUNQUA
#29 DEFENDER

PRONUNCIATION: JUNK-uh

sjunqua

MLS CAREER TOTALS

| GP | GS | MIN | G | A |
|----|----|------|---|---|
| 69 | 34 | 3471 | 3 | 3 |

2023

- Made his FC Dallas debut at Vancouver (March 11).
- Started his first Dallas match at Minnesota (April 30) playing 68 minutes.
- Scored his first FC Dallas goal in the 90' vs. LAFC (July 1).
- Scored a goal at COL (July 8) in the 18'.

ACQUIRED

- Acquired from Houston Dynamo on Feb. 22, 2023.

PROFESSIONAL

- Made his FC Dallas debut at Vancouver (March 11, 2023) and started his first Dallas match at Minnesota (April 30) playing 68 minutes.
- Scored his first FC Dallas goal in the 90' vs. LAFC (July 1) and delivered his third career goal at COL (July 8) setting a career high for goals in a season (2).
- Spent four seasons with Dynamo appearing in 51 matches.
- Played 17 games with Rio Grande Valley FC in 2019.
- Selected eighth overall in the 2019 MLS SuperDraft and signed with the Dynamo on Jan. 22, 2019.

PERSONAL

- Active in fostering animals with his girlfriend Emma, had 12 cats at one point in 2020
- Volunteered with the SPCA and participated with a dog-walking initiative at an animal shelter: Houston Pets Alive!
- One of three native Californians on the squad.
- Engaged in the 2024 offseason to his fiance Emma.



BERNARD KAMUNGO
#77 FORWARD

PRONUNCIATION: kuh-MOON-go

📷 Bernardk17

MLS CAREER TOTALS

| GP | GS | MIN | G | A |
|----|----|-----|---|---|
| 18 | 7 | 599 | 6 | 0 |

ACQUIRED

- Acquired from North Texas SC on Aug. 30, 2022.

PROFESSIONAL

- Scored first career MLS goal in 2023 that was the game winner vs. RSL (April 15) in the 88' after coming in as a sub in the 72'.
- Made his first start vs. LAFC (July 2) and scored his second career goal for a game winner.
- During 2023 Leagues Cup Scored the first FC Dallas Leagues Cup goal vs. CHA (July 21) and scored vs. MIA (Aug. 8) during the Leagues Cup knockout game.
- Made his MLS debut as a sub vs. San Jose (Sept. 17, 2022) logging 20 minutes.
- Scored 16 goals and had five assists in 25 games with North Texas SC in 2022.
- Discovered at an NTSC open tryout in January 2021 and one of four players invited to participate in the NTSC's preseason training camp and signed his first professional contract on March 25, 2021.
- In 2021, appeared in 23 matches during the USL League One campaign for NTSC and was the teams' second top scorer with six goals.

NATIONAL TEAM

- Made USMNT Senior team debut on January 20, 2024.

PERSONAL

- Family now lives in Texas, moved from Abilene to Michigan and back to Dallas.
- Favorite pregame meal is rice with chicken.
- Does not like fast food.
- Personal goal is to play in the 2024 Olympics with team USA.



AMET KORÇA
#24 DEFENDER

PRONUNCIATION: AH-met CORE-cha

📷 amet.korca

MLS CAREER TOTALS

| GP | GS | MIN | G | A |
|----|----|-----|---|---|
| 4 | 2 | 154 | 0 | 0 |

ACQUIRED

- Signed from Croatian first-division side HNK Gorica to a one-year contract with club options for the 2024 and 2025 seasons.

PROFESSIONAL

- Made his FC Dallas debut at NSH in the Open Cup (May 10, 2023) logging 12 minutes as a sub and his MLS debut at ATX (June 21) logging 15 minutes as a sub.
- Started his first career match vs. D.C. (July 4).
- Appeared in 14 MLS Next Pro matches for North Texas SC in 2023.
- Spent three-and-a-half years in Croatia's first and second division leagues, most recently playing for HNK Gorica.

PERSONAL

- One of six native Texans on the roster.
- Both of his parents are from Albania.
- Played youth soccer for Solar SC.
- Played in Zagreb, Petar Musa's home town.



SEBASTIAN LLETGET TEAM
#8 MIDFIELDER

PRONUNCIATION: leh-JET

🐦 sllletget
📷 theylovedaboy

MLS CAREER TOTALS

| GP | GS | MIN | G | A |
|-----|-----|--------|----|----|
| 207 | 173 | 14,956 | 26 | 40 |

ACQUIRED

- FC Dallas acquired Sebastian Lletget from New England Revolution on Aug. 3, 2022

PROFESSIONAL

- In 2023, scored his first goal of the season in Leagues Cup vs. CHA (July 21) and had an assist during the match.
- Set a career high assist mark (10) in 2022 with half of those assists coming at Dallas over just 11 games after being traded from New England.
- Named MLS Team of the Week (Week 29) after providing two assists in the 3-0 win at Minnesota United (Sept. 3, 2022)
- Scored his first FC Dallas goal vs. SKC (Oct. 9)
- Prior to joining the Revs, Lletget spent seven seasons with the LA Galaxy, where he scored 23 goals and recorded 27 assists across 158 MLS appearances.
- Signed his first professional contract with the English Premier League side in 2010 and made his professional debut on January 5, 2014 in the FA Cup.
- Appeared in 54 matches for West Ham's U-23 side.

NATIONAL TEAM

- Earned 33 caps to the U.S. National Team since his senior debut in 2017.
- Scored eight goals and two assists for the Stars and Stripes and was part of the team that won the 2021 CONCACAF Nations League and 2021 Gold Cup.

PERSONAL

- Both of his parents are from Argentina and visited Argentina for the first-time in the 2024 offseason.
- Mate enthusiast.
- One of three native Californians on the squad.



JIMMY MAURER
#1 GOALKEEPER

PRONUNCIATION: MAO--er

jimismaurer

MLS CAREER TOTALS

| GP | GS | MIN | SO | S |
|----|----|------|----|-----|
| 62 | 61 | 5487 | 14 | 188 |

2024

- Will assist the FC Dallas front office as a Player Development Executive enabling him to develop skills in different parts of the club's business, including coaching, scouting, front office duties.

ACQUIRED

- Signed goalkeeper Jimmy Maurer on December 14, 2017.

PROFESSIONAL

- Entering 14th season as a professional with his fifth team in 2024.
- Made four starts and 13 saves in 2023.
- Appeared as a sub for the first time in MLS career at STL (Aug. 30, 2023) making four saves in the relief appearance.
- Holds the fourth-longest shutout streak in FC Dallas history at 361 minutes (10/28/2020-4/24/2021).
- Spent five seasons with the NASL's New York Cosmos (105 appearances).
- Spent 2012 with Universidad de Concepcion in Chile's top flight.

PERSONAL

- Married his high school sweetheart, Kristen.
- Father of three boys, one girl and two rescue dogs.
- Serves as the MLS player representative for FC Dallas the past five seasons (2019-23).
- Became the first FC Dallas player to serve as a Player Development Executive.
- Speaks spanish



PETAR MUSA
#9 FORWARD

PRONUNCIATION: peh-TAR MOO-sah

petarmusa

MLS CAREER TOTALS

| GP | GS | MIN | G | A |
|----|----|-----|---|---|
| 0 | 0 | 0 | 0 | 0 |

ACQUIRED

- FC Dallas acquired Petar Musa from S.L Benfica on February 1, 2024 for a club-record fee.

PROFESSIONAL

- At Benfica, Musa made a total of 66 appearances registering 17 goals across all competitions.
- Scored six goals with S.L. Benfica during the 2023-24 season.
- Played in six UEFA Champions League matches for Benfica.
- Scored the game-winning goal for Benfica against Gil Vicente on August 26 2023 after entering the match for only one minute.
- Musa helped Benfica in 2022-23 win the Primeira Liga and the Portuguese Super Cup.
- Musa scored his first UEFA Champions League goal in Benfica's 6-1 win against Maccabi Haifa on November 2, 2022.
- Musa spent one season on loan with Boavista FC where he was one of the top goal scorers, netting 11 league goals and tallying 2,597 minutes across all competitions.
- In 2021, Musa spent half a season on loan with Bundesliga side Union Berlin, appearing 14 times.
- Musa spent time in the Czech Republic with Slavia Prague, Slovan Liberec and Viktoria Zizkov. With Slavia Prague, Musa finished the 2019/2020 season as the Golden Boot winner by scoring 14 goals.

PERSONAL

- Married his wife Laura on February 17, 2024 in Croatia.
- Enjoys reading and nature.
- Enthusiast of the Fear of God brand designed by American designer Jerry Lorenzo.
- Speaks Portuguese, Croatian, English and German.



NOLAN NORRIS
#32 DEFENDER

nolancnorris

NOLAN NORRIS MLS CAREER TOTALS

| GP | GS | MIN | G | A |
|----|----|-----|---|---|
| 2 | 2 | 136 | 0 | 0 |

ACQUIRED

- Signed Academy product to a three-year contract with club options for the 2026 and 2027.

PROFESSIONAL

- Started in his MLS debut at SKC (May 31, 2023) playing 55 minutes becoming the youngest player to appear for FC Dallas during the 2023 season at 18 years and 103 days.
- Started in 13 matches for NTSC in 2023, playing 1,058 minutes at MLS NEXT Level.
- Started five out of 10 matches for NTSC in 2022, playing 510 minutes at MLS NEXT Pro level.
- Joined the FC Dallas Academy at 12 years old in 2017.
- 35th Homegrown signing in FC Dallas history.
- Has earned the USA U-19 callups - part of the U.S. U-19 team that won the Slovenia Nations Cup in September 2022.
- Nolan Norris was named to the 2023 U.S. Pan American squad that finished fourth.

NATIONAL TEAM

- Has earned the USA U-19 callups - part of the U.S. U-19 team that won the Slovenia Nations Cup in September 2022.

PERSONAL

- One of six native Texans on the team.
- Oldest of six siblings.



TSIKI NTSABELENG

#16 MIDFIELDER

PRONUNCIATION: TEE-kee nsa-BEH-leng

📷 katlego10_

MLS CAREER TOTALS

| GP | GS | MIN | G | A |
|----|----|------|---|---|
| 41 | 14 | 1182 | 1 | 3 |

ACQUIRED

- Selected 28th overall by FC Dallas in the 2022 MLS SuperDraft on Jan. 11, 2022.

PROFESSIONAL

- Provided three assists during the 2023 season.
- Made his official debut for FC Dallas on February 26, 2022 vs. Toronto FC.
- Made his first start for FC Dallas in the 2022 U.S. Open Cup on April 19 vs. FCTulsa in a 2-1 win.
- Scored his first career MLS goal against the Houston Dynamo on April 23, 2022 tying the game in the match in the 84th minute.
- Played in 31 matches for Oregon State University scoring six goals and recorded 12 assists.
- Named to the All-Pac-12 First Team and All-Far West Region First Team during the 2021 season.
- Two-time All-Sun Belt Conference honoree with Coastal Carolina and was named 2018 Sun Belt Newcomer of the Year, helped Coastal Carolina win the Sun Belt Conference in 2019.
- Played for the Stars of Africa Football Academy and UJ Club in South Africa.



MAARTEN PAES

#30 GOALKEEPER

PRONUNCIATION: MAR-ten PAHZ

📷 maartenpaes

MLS CAREER TOTALS

| GP | GS | MIN | SO | S |
|----|----|------|----|-----|
| 63 | 63 | 5592 | 15 | 189 |

ACQUIRED

- Exercised a permanent transfer on goalkeeper Maarten Paes on June 28, 2022. Paes joins FC Dallas through December 2025 with club options for the 2026 and 2027 seasons.

PROFESSIONAL

- In 2023, led MLS in save percentage at 76.4%.
- Named to MLS Team of the Matchday 4 after making two saves including a penalty kick in the 2-1 win over SKC (March 18, 2023)
- Made his debut for FC Dallas on February 26, 2022 vs. Toronto FC.
- Joined FC Dallas after four seasons with FC Utrecht appearing in 48 matches for the first team and 18 matches for the U-21 side.
- Made his Eredivisie debut in the 2-0 shutout win against PEC Zwolle on August 19, 2018.
- Started his soccer career at VV Union before rising through the ranks of NEC Nijmegen's academy between 2012-16 serving as the backup goalkeeper for NEC's first team on April 28, 2018.

NATIONAL TEAM

- Paes is exercising his right to obtain Indonesian citizenship through his grandmother's heritage.
- Member of the Netherlands U-19 National team that participated in the 2016 UEFA European and 2017 UEFA European Under-19 Championship but did not make any appearances.
- Last appeared in a UEFA European U-21 Championship Qualifier against Belarus U-21 on Nov. 15, 2020.

PERSONAL

- Loves dogs especially labradoodles and his family owns one
- His girlfriend Luna Bijl is a Dutch fashion model



PAXTON POMYKAL

#19 MIDFIELDER

PRONUNCIATION: PAKS-tuhn POM-a-call

📷 paxipomy

MLS CAREER TOTALS

| GP | GS | MIN | G | A |
|-----|----|------|---|----|
| 126 | 91 | 7865 | 4 | 15 |

ACQUIRED

- Signed Paxton Pomykal as the 15th Homegrown on September 8, 2016.

PROFESSIONAL

- Played in 24 matches, starting 19, assisting three times in 2023.
- Elected to serve a three-year term with the MLSPA Executive Board on Aug. 2, 2023. The Executive Board is the decision and policy-making body of the PA with its members serving as the highest level of PA leadership.
- Served as captain for FC Dallas at San Jose (Sept. 17, 2022) during his 100th MLS match.
- Made his professional debut on March 1, 2017 in a CONCACAF Champions League quarterfinal match against Arabe Unido.
- Became the youngest starter in FC Dallas history on at 17 yrs., 84 days when he started at SKC (March 11, 2017).

NATIONAL TEAM

- Captained the United States U-20 National Team during the FIFA U-20 World Cup in Poland in 2019, including the 3-2 win against tournament-favorite France in the Round of 16 and quarterfinal match against Ecuador (U.S. was eliminated in 2-1 loss).
- Earned his first senior team call up in August 2019 and appeared in the final five minutes in the 1-1 draw against Uruguay on September 11.
- Played in one '23 January cycle appearing during the 89' vs. Mexico on April 20 in a friendly.

ACADEMY

- Helped win the Dr. Pepper Dallas Cup's Gordon Jago Super Group for FCD's U-18 team in 2017.
- Named to the U.S. Soccer Development Academy's Central Conference Starting XI after helping the FC Dallas Academy claim both the U-16 and U-18 National Championships.

PERSONAL

- One of six native Texans on the team
- Grandmother was first female mayor of Lewisville from 1985-87
- Has one dog named Livy



TOMAS PONDECA
#35 MIDFIELDER

PRONUNCIATION: TOE-mas pon-DEH-cah

📷 [tomas10_official](#)

MLS CAREER TOTALS

| GP | GS | MIN | G | A |
|----|----|-----|---|---|
| 0 | 0 | 0 | 0 | 0 |

ACQUIRED

- FC Dallas signed Pondeca to a two-year deal contract with club options for the 2026 and 2027 seasons on December 15, 2023).
- Pondeca is the second open trialist to sign with FC Dallas joining Bernard Kamungo and the 65th player in MLS NEXT Pro history to sign a long-term first team contract.

PROFESSIONAL

- Appeared in 23 matches for NTSC scoring four times and assisted twice in 2023.
- Made his debut for the U.S. Men's Futsal National Team on March 3, 2020, versus Slovakia in the 2021 CONCACAF Futsal Championship.
- Pondeca won the Young Player Award during the competition scoring twice and helped the USA qualify to the 2021 FIFA Futsal World Cup in Lithuania.
- Pondeca registered 17 appearances and six goals for Futsal USMNT.

PERSONAL

- One of six native Texans on the team.



ENES SALI
#99 WINGER

PRONUNCIATION: in-NES SAH-lee

📷 [enessali](#)

MLS CAREER TOTALS

| GP | GS | MIN | G | A |
|----|----|-----|---|---|
| 0 | 0 | 0 | 0 | 0 |

ACQUIRED

- Sali signed a four-year contract with a one-year club option as part of the MLS U-22 Initiative on Dec. 4, 2023..

PROFESSIONAL

- Made his professional debut with FCV Farul Constanta of the SuperLiga, the first tier of men's soccer in Romania
- Scored his first professional goal on August 9, 2021 at age 15 years, 6 months and 6 days becoming the youngest player to score in the SuperLiga
- Accumulated 56 appearances with the Romanian side, scoring four goals and assisting twice across all competitions.
- Spent the 2015-16 season with Barça Escola Barcelona after being spotted at a Barça Academy Camp in Toronto, Canada in 2014 at age eight.

NATIONAL TEAM

- Represents Romania and is the youngest player to make his Romania national team debut after appearing for the Tricolorii on November 14, 2021 in a World Cup qualifier against Liechtenstein at age 15 years, 8 months and 22 days.
- Became the second youngest European international debutant of the 21st century.
- Represented Romania's U-19 side in the UEFA Euro U19 Championship Qualifiers matchups against Finland, San Marino and the Czech Republic.



TARIK SCOTT
#41 WINGER

PRONUNCIATION: TAR-ick

🐦 [_tarik9_](#)
📷 [_officialtarik_](#)

MLS CAREER TOTALS

| GP | GS | MIN | G | A |
|----|----|-----|---|---|
| 0 | 0 | 0 | 0 | 0 |

ACQUIRED

- Signed forward and Academy product Tarik Scott to a three-year contract with club options for the 2026 and 2027 seasons as 34th Homegrown in club history.

PROFESSIONAL

- Underwent ACL and LCL reconstruction surgery on February 21, 2023 for an injury sustained to his right knee during the preseason game against Malmö FF.
- Made his professional debut on March 26, 2022 with North Texas SC and scored a brace in the 3-1 win against MNUFC2.
- Called up to the Jamaican U-20 MYNT by head coach John Wall for a training camp in Trinidad and Tobago from January 22 through February 2.

PERSONAL

- Tarik Scott and brother Malik Henry-Scott become the first brother duo to have Homegrown contracts with FC Dallas.



DANTE SEALY

#11 FORWARD

PRONUNCIATION: SEAL-ee

dantesealy

MLS CAREER TOTALS

| GP | GS | MIN | G | A |
|----|----|-----|---|---|
| 22 | 3 | 481 | 2 | 0 |

2024

- Scored the game-winning goal vs. San Jose in the 94' minute (Feb. 24) and named to MLS Team of the Matchday 1+2 bench.

ACQUIRED

- Signed as the 25th Homegrown player on Feb. 26, 2019.

PROFESSIONAL

- Logged career MLS highs for games (10) and minutes (280) in 2023.
- Played 54 games and scored six goals in league play for PSV's U-21s.
- Loaned to PSV Eindhoven Aug. 11, 2021.
- Scored one goal and recorded three assists in 19 appearances as a member of NTSC and helped the team win the inaugural USL League One title in 2019.

PERSONAL

- Signed as second youngest Homegrown in FC Dallas history.
- Joined FC Dallas Academy at age 8.
- Son of former FC Dallas forward and Trinidad and Tobago international Scott Sealy.



NKOSI TAFARI

#17 DEFENDER

PRONUNCIATION: n-COE-see ta-far-EYE

nkositafari

MLS CAREER TOTALS

| GP | GS | MIN | G | A |
|----|----|------|---|---|
| 80 | 60 | 5716 | 4 | 6 |

ACQUIRED

- Selected by FC Dallas with the 14th overall pick (1st round) in the MLS SuperDraft on January 9, 2020.

PROFESSIONAL

- Set career highs in 2023 for starts (27), minutes (2487), goals (3) and assists (4).
- In 2023, assisted fellow center back Sebastien Ibeagha's goal at Vancouver (March 11) and scored at LAFC (March 25) on an assist from Sebastien Ibeagha
- Delivered a game-tying header in the 90+4' at SJ (May 27).
- Scored his first goal at Toyota Stadium with the game winner in the 90+7' vs. ATX (Aug. 26).
- Named 2019 WAC Defensive Player of the Year and selected to the United Soccer Coaches All-Region First Team with Seattle University
- Started 18 times with Seattle's backline and helped the Redhawks earn 10 shutouts and the WAC regular season title.
- Transferred to Seattle after playing three seasons at UConn appearing in 46 matches with 17 starts.

NATIONAL TEAM

- Called up to the USMNT 2024 January training camp, his first-ever call up to the National team.

PERSONAL

- Goes by his middle name Tafari which means "he who inspires awe" in Amharic, or "Tough are I" in the Caribbean
- He is of Ethiopian descent through his mother
- Fashion and anime enthusiast
- Best friend in MLS is Sebastien Ibeagha



EMA TWUMASI

#22 DEFENDER

PRONUNCIATION: EE-ma TWO-ma-see

ema_twumasi
emmanuelkapotwumai

MLS CAREER TOTALS

| GP | GS | MIN | G | A |
|----|----|------|---|---|
| 85 | 62 | 5529 | 1 | 5 |

ACQUIRED

- Selected by FC Dallas with the 11th overall pick of the 2018 MLS SuperDraft.

PROFESSIONAL

- Enters seventh season as professional with all seven years at Dallas.
- Scored his first MLS goal at LAG (Oct. 21, 2023) for the game winner.
- Made his MLS Playoff debut as a substitute vs Portland on Nov. 22, 2020 and scored in the eighth round of the penalty shootout helping Dallas advance.
- Made his FC Dallas debut in the U.S. Open Cup on June 6, 2018 and appeared in his first MLS game on July 7, 2018 vs. Real Salt Lake.

PERSONAL

- Born in Accra, Ghana - same hometown as Eugene Ansaah.
- He is an only child.



ALEJANDRO URZUA
#34 MIDFIELDER

PRONUNCIATION: Ah-le-HAN-Droh urh-ZOO-ah

[_aleurzua](#)

MLS CAREER TOTALS

| GP | GS | MIN | G | A |
|----|----|-----|---|---|
| 0 | 0 | 0 | 0 | 0 |

ACQUIRED

- Signed FC Dallas Academy product Urzua to a two-year contract with club options for the 2026, 2027 and 2028 seasons, the club announced on Dec. 14, 2023.
- Becomes the club's 36th Homegrown Player.
- Urzua is the 64th player in MLS NEXT Pro history to sign a long-term first team contract.

PROFESSIONAL

- Urzua spent two years with North Texas SC logging 21 appearances, with the majority of his appearances coming in 2023.
- Made his North Texas SC debut in a 2-1 win over Timbers2 at Choctaw Stadium on June 11, 2022.
- Scored his first professional goal in NTSC's road match at Sporting KC II on June 26, 2023.

YOUTH

- Spent two years with North Texas SC logging 21 appearances, with the majority of his appearances coming in 2023.
- Made his North Texas SC debut in a 2-1 win over Timbers2 at Choctaw Stadium on June 11, 2022.
- Scored his first professional goal in NTSC's road match at Sporting KC II on June 26, 2023.
- Prior to North Texas SC, Urzua spent five years with the FC Dallas Academy after joining in July 2017.



ALAN VELASCO
#20 MIDFIELDER

PRONUNCIATION: Ah-Lahn veh-LAS-co

[alanvelasco10ok](#)
 [alanvelasco__](#)

MLS CAREER TOTALS

| GP | GS | MIN | G | A |
|----|----|------|----|----|
| 54 | 50 | 4216 | 10 | 11 |

ACQUIRED

- Acquired from Independiente on Feb. 1, 2022.

PROFESSIONAL

- Scored FC Dallas' first goal of the 2023 season vs. LA (March 5) and added an assist to Jesús Ferreira.
- Scored a goal and assisted vs. MIA (Aug. 8) during Leagues Cup play.
- Suffered season ending injury against the Seattle Sounders at Lumen field on Monday, October 30.
- Made his FC Dallas debut in the 64th minute against Nashville SC (March 12, 2022) scoring a goal in the 87th minute.
- Named No. 7 on MLS 22 Under 22 list after scoring six goals and making seven assists in his first season at Dallas
- Joins FC Dallas after spending his entire soccer career in Argentina's first-division side Club Atlético Independiente, where he scored 10 goals and recorded 10 assists in 71 appearances across all competitions.
- Joined the Independiente Academy in 2012 and moved up to the first team in 2019 at 16 years old.
- Made his professional debut in the second leg of Copa Sudamericana on May 28, 2019 against Colombia's Águilas Doradas.

NATIONAL TEAM

- Called up to Argentina's youth national teams, including the U-15 and U-17 squads and won the South American U-17 Championships in 2019.

PERSONAL

- Has two dogs named Betsi and Goro
- His favorite players are Diego Maradona and Lionel Messi
- Has two brothers Sebastian and Yona



BUILT HERE. PERFECTED HERE.



TOYOTA

Official Vehicle of FC Dallas



THE 2024 TOYOTA TUNDRA

Following your favorite team has never been easier than in the rugged and capable 2024 Toyota Tundra. toyota.com/tundra

Options shown.

2023 SEASON

RECORD: 11-10-13 (46 points) | Head Coach: Nico Estévez

| UNF | POS | PLAYER | GP | GS | MIN | G | A | SHT | SOG | FC | FS | OFF | CK | C | E |
|------------------------|-----|-----------------------|-----------|-----------|-------------|-----------|-----------|------------|------------|------------|------------|-----------|------------|-----------|----------|
| 10 | F | Jesus Ferreira | 27 | 25 | 2266 | 12 | 6 | 62 | 24 | 10 | 7 | 5 | 67 | 1 | 0 |
| 8 | F | Jader Obrian | 29 | 21 | 1897 | 6 | 5 | 24 | 10 | 37 | 48 | 17 | 1 | 7 | 0 |
| 77 | M | Bernard Kamungo | 16 | 6 | 495 | 6 | 0 | 20 | 8 | 10 | 8 | 0 | 0 | 0 | 0 |
| 20 | F | Alan Velasco | 28 | 27 | 2273 | 4 | 4 | 54 | 18 | 41 | 52 | 9 | 46 | 5 | 0 |
| 17 | D | Nkosi Tafari | 30 | 27 | 2487 | 3 | 4 | 13 | 3 | 23 | 5 | 2 | 0 | 5 | 0 |
| 7 | M | Paul Arriola | 22 | 20 | 1663 | 2 | 4 | 28 | 9 | 21 | 19 | 3 | 0 | 4 | 0 |
| 29 | D | Sam Junqua | 22 | 9 | 1014 | 2 | 0 | 9 | 3 | 19 | 7 | 1 | 0 | 0 | 0 |
| 4 | D | Marco Farfan | 32 | 31 | 2692 | 1 | 3 | 11 | 3 | 21 | 46 | 2 | 2 | 5 | 0 |
| 5 | M | Facundo Quignon | 29 | 22 | 1916 | 1 | 3 | 20 | 9 | 31 | 19 | 2 | 0 | 4 | 0 |
| 3 | D | Jose Antonio Martinez | 22 | 16 | 1432 | 1 | 2 | 6 | 1 | 7 | 2 | 1 | 0 | 1 | 0 |
| 22 | D | Ema Twumasi | 23 | 18 | 1579 | 1 | 2 | 1 | 1 | 23 | 6 | 2 | 0 | 3 | 1 |
| 25 | D | Sebastien Ibeagha | 31 | 26 | 2382 | 1 | 1 | 10 | 3 | 12 | 16 | 1 | 0 | 4 | 0 |
| 31 | F | Eugene Ansah | 8 | 0 | 174 | 1 | 0 | 8 | 4 | 8 | 3 | 3 | 0 | 0 | 0 |
| 9 | M | Jesus Jimenez | 22 | 8 | 685 | 0 | 3 | 17 | 7 | 8 | 5 | 3 | 0 | 1 | 0 |
| 12 | M | Sebastian Lletget | 19 | 15 | 1167 | 0 | 3 | 12 | 3 | 8 | 13 | 3 | 5 | 2 | 0 |
| 16 | M | Katlego Ntsabeleng | 15 | 3 | 345 | 0 | 3 | 3 | 0 | 8 | 10 | 1 | 0 | 3 | 0 |
| 19 | M | Paxton Pomykal | 24 | 19 | 1606 | 0 | 3 | 10 | 3 | 30 | 43 | 0 | 2 | 5 | 0 |
| 6 | M | *Edwin Cerrillo | 19 | 15 | 1365 | 0 | 2 | 12 | 1 | 18 | 8 | 0 | 0 | 6 | 0 |
| 2 | D | Geovane Jesus | 19 | 11 | 985 | 0 | 2 | 11 | 4 | 16 | 24 | 0 | 0 | 5 | 0 |
| 14 | D | Asier Illarramendi | 11 | 7 | 693 | 0 | 1 | 3 | 0 | 10 | 8 | 0 | 0 | 4 | 0 |
| 27 | M | Herbert Endeley | 8 | 2 | 209 | 0 | 0 | 1 | 1 | 1 | 6 | 0 | 0 | 0 | 0 |
| 18 | M | Liam Fraser | 7 | 4 | 367 | 0 | 0 | 3 | 1 | 3 | 1 | 0 | 0 | 0 | 0 |
| 24 | D | Amet Korca | 4 | 2 | 154 | 0 | 0 | 0 | 0 | 0 | 0 | 0 | 0 | 0 | 0 |
| 1 | G | Jimmy Maurer | 5 | 4 | 434 | 0 | 0 | 0 | 0 | 0 | 0 | 0 | 0 | 0 | 0 |
| 21 | F | Jose Mulato | 7 | 0 | 101 | 0 | 0 | 1 | 0 | 2 | 1 | 0 | 0 | 1 | 0 |
| 32 | D | Nolan Norris | 2 | 2 | 136 | 0 | 0 | 0 | 0 | 3 | 0 | 0 | 0 | 1 | 0 |
| 30 | G | Maarten Paes | 30 | 30 | 2622 | 0 | 0 | 0 | 0 | 2 | 3 | 0 | 0 | 1 | 1 |
| 11 | F | Dante Sealy | 10 | 2 | 279 | 0 | 0 | 2 | 1 | 9 | 5 | 4 | 0 | 0 | 0 |
| 23 | D | Collin Smith | 2 | 2 | 109 | 0 | 0 | 0 | 0 | 3 | 0 | 0 | 0 | 0 | 0 |
| 13 | G | Antonio Carrera | 0 | 0 | 0 | 0 | 0 | 0 | 0 | 0 | 0 | 0 | 0 | 0 | 0 |
| 15 | D | Isaiah Parker | 0 | 0 | 0 | 0 | 0 | 0 | 0 | 0 | 0 | 0 | 0 | 0 | 0 |
| TEAM TOTALS | | | 34 | 34 | 3060 | 41 | 51 | 341 | 117 | 384 | 383 | 59 | 123 | 70 | 2 |
| OPPONENT TOTALS | | | 34 | 34 | 3060 | 37 | 36 | 443 | 142 | 383 | 384 | 78 | 171 | 71 | 3 |

GAME-WINNING GOALS: Jesus Ferreira 7, Bernard Kamungo 2, Ema Twumasi 1, Nkosi Tafari 1**GAME-WINNING ASSISTS:** Jader Obrian 2, Marco Farfan 2, Alan Velasco 1, Ema Twumasi 1, Nkosi Tafari 1, Katlego Ntsabeleng 1, Jesus Jimenez 1, Edwin Cerrillo 1, Paul Arriola 1**PENALTY KICK GOALS/ATTEMPTS:** Jesus Ferreira 1-1

| UNF | POS | GOALKEEPER | GP | GS | MIN | SHTS | SV | GA | GAA | PG | PA | W | L | T | SO |
|------------------------|-----|--------------|-----------|-----------|-------------|------------|------------|-----------|-------------|----------|----------|-----------|-----------|-----------|----------|
| 30 | G | Maarten Paes | 30 | 30 | 2622 | 121 | 94 | 29 | 1.00 | 1 | 3 | 11 | 8 | 10 | 7 |
| 1 | G | Jimmy Maurer | 5 | 4 | 434 | 21 | 13 | 8 | 1.66 | 0 | 0 | 0 | 2 | 3 | 0 |
| TEAM TOTALS | | | 34 | 34 | 3060 | 142 | 107 | 37 | 1.09 | 1 | 3 | 11 | 10 | 13 | 7 |
| OPPONENT TOTALS | | | 34 | 34 | 3060 | 117 | 75 | 41 | 1.21 | 1 | 1 | 10 | 11 | 13 | 6 |

2022 SEASON

RECORD: 14-9-11 (53 points) | Head Coach: Nico Estévez

| UNF | POS | PLAYER | GP | GS | MIN | G | A | SHT | SOG | FC | FS | OFF | CK | C | E |
|------------------------|-----|-----------------------|-----------|-----------|-------------|-----------|-----------|------------|------------|------------|------------|-----------|------------|-----------|----------|
| 10 | F | Jesus Ferreira | 33 | 29 | 2665 | 18 | 6 | 82 | 43 | 20 | 11 | 7 | 48 | 5 | 0 |
| 7 | M | Paul Arriola | 32 | 29 | 2570 | 10 | 7 | 55 | 22 | 34 | 26 | 16 | 21 | 4 | 1 |
| 20 | M | Alan Velasco | 26 | 23 | 1943 | 6 | 7 | 57 | 18 | 28 | 53 | 6 | 34 | 7 | 0 |
| 12 | M | Sebastian Lletget* | 10 | 9 | 819 | 1 | 5 | 9 | 4 | 10 | 8 | 2 | 0 | 1 | 0 |
| 29 | F | Franco Jara | 30 | 7 | 886 | 3 | 1 | 38 | 11 | 27 | 18 | 6 | 0 | 2 | 0 |
| 8 | F | Jader Obrian | 31 | 15 | 1336 | 2 | 4 | 23 | 8 | 22 | 19 | 10 | 2 | 5 | 0 |
| 18 | M | Brandon Servania | 23 | 15 | 1321 | 2 | 3 | 28 | 8 | 19 | 20 | 1 | 7 | 5 | 2 |
| 4 | D | Marco Farfan | 32 | 32 | 2731 | 1 | 4 | 8 | 5 | 26 | 53 | 2 | 26 | 7 | 0 |
| 5 | M | Facundo Quignon | 25 | 14 | 1280 | 1 | 1 | 11 | 3 | 34 | 14 | 0 | 0 | 5 | 0 |
| 24 | D | Matt Hedges | 28 | 26 | 2228 | 1 | 0 | 12 | 3 | 8 | 4 | 2 | 0 | 2 | 0 |
| 16 | M | Katlego Ntsabeleng | 26 | 11 | 837 | 1 | 0 | 15 | 4 | 14 | 16 | 0 | 2 | 3 | 0 |
| 19 | M | Paxton Pomykal | 33 | 30 | 2450 | 0 | 5 | 21 | 3 | 44 | 65 | 1 | 8 | 6 | 0 |
| 31 | D | Eulanio Gomes | 27 | 11 | 1184 | 0 | 2 | 9 | 1 | 15 | 9 | 0 | 0 | 1 | 0 |
| 22 | F | Ema Twumasi | 31 | 24 | 2111 | 0 | 2 | 10 | 2 | 27 | 9 | 0 | 0 | 6 | 0 |
| 3 | D | Jose Antonio Martinez | 31 | 31 | 2626 | 0 | 1 | 7 | 2 | 18 | 11 | 1 | 0 | 5 | 0 |
| 6 | M | Edwin Cerrillo | 32 | 20 | 1892 | 0 | 0 | 7 | 1 | 35 | 14 | 0 | 0 | 8 | 0 |
| 21 | F | Kalil ElMedkhar | 5 | 1 | 100 | 0 | 0 | 2 | 0 | 3 | 0 | 0 | 0 | 0 | 0 |
| 77 | M | Bernard Kamungo | 1 | 0 | 20 | 0 | 0 | 0 | 0 | 0 | 2 | 0 | 0 | 0 | 0 |
| 1 | G | Jimmy Maurer | 2 | 2 | 180 | 0 | 0 | 0 | 0 | 0 | 1 | 0 | 0 | 0 | 0 |
| 2 | D | Eddie Munjoma | 3 | 1 | 98 | 0 | 0 | 0 | 0 | 3 | 2 | 0 | 0 | 0 | 0 |
| 30 | G | Maarten Paes | 32 | 32 | 2880 | 0 | 0 | 0 | 0 | 1 | 3 | 0 | 0 | 3 | 0 |
| 28 | D | Joshue Quinonez | 7 | 1 | 94 | 0 | 0 | 0 | 0 | 3 | 2 | 0 | 0 | 0 | 0 |
| 14 | M | Beni Redzic | 6 | 0 | 63 | 0 | 0 | 4 | 0 | 2 | 0 | 1 | 1 | 0 | 0 |
| 17 | D | Nkosi Tafari | 27 | 11 | 1315 | 0 | 0 | 4 | 0 | 9 | 6 | 0 | 0 | 1 | 0 |
| 26 | D | Lucas Bartlett | 0 | 0 | 0 | 0 | 0 | 0 | 0 | 0 | 0 | 0 | 0 | 0 | 0 |
| 13 | G | Antonio Carrera | 0 | 0 | 0 | 0 | 0 | 0 | 0 | 0 | 0 | 0 | 0 | 0 | 0 |
| 80 | M | Nicky Hernandez | 0 | 0 | 0 | 0 | 0 | 0 | 0 | 0 | 0 | 0 | 0 | 0 | 0 |
| 15 | D | Isaiah Parker | 0 | 0 | 0 | 0 | 0 | 0 | 0 | 0 | 0 | 0 | 0 | 0 | 0 |
| 23 | M | Thomas Roberts | 0 | 0 | 0 | 0 | 0 | 0 | 0 | 0 | 0 | 0 | 0 | 0 | 0 |
| TEAM TOTALS | | | 34 | 34 | 3060 | 48 | 48 | 402 | 138 | 402 | 373 | 55 | 149 | 76 | 3 |
| OPPONENT TOTALS | | | 34 | 34 | 3060 | 37 | 33 | 427 | 138 | 373 | 402 | 40 | 162 | 74 | 3 |

GAME-WINNING GOALS: Jesús Ferreira 6, Franco Jara 3, Paul Arriola 2, Facundo Quignon 1, Marco Farfan 1**GAME-WINNING ASSISTS:** Alan Velasco 2, Paxton Pomykal 2, Sebastian Lletget 2, Marco Farfan 2, Paul Arriola 2, Ema Twumasi 1, Facundo Quignon 1, José Antonio Martínez 1, Jesús Ferreira 1, Nanu 1**PENALTY KICK GOALS/ATTEMPTS:** Franco Jara 1-1**OWN GOALS RECEIVED:** 2

| UNF | POS | GOALKEEPER | GP | GS | MIN | SHTS | SV | GA | GAA | PG | PA | W | L | T | SO |
|------------------------|-----|--------------|-----------|-----------|-------------|------------|-----------|-----------|-------------|----------|----------|-----------|-----------|-----------|----------|
| 30 | G | Maarten Paes | 32 | 32 | 2880 | 130 | 91 | 34 | 1.06 | 4 | 6 | 13 | 8 | 11 | 8 |
| 1 | G | Jimmy Maurer | 2 | 2 | 180 | 8 | 5 | 3 | 1.50 | 1 | 1 | 1 | 1 | 0 | 0 |
| TEAM TOTALS | | | 34 | 34 | 3060 | 138 | 96 | 37 | 1.09 | 5 | 7 | 14 | 9 | 11 | 8 |
| OPPONENT TOTALS | | | 34 | 34 | 3060 | 138 | 89 | 48 | 1.41 | 1 | 1 | 9 | 14 | 11 | 8 |

2021 SEASON

RECORD: 7-15-12 (33 points) | Head Coach: Luchi Gonzalez / Marco Ferruzzi (interim)

| UNF | PLAYER | GP | GS | MIN | G | A | SHT | SOG | FC | FS | OFF | CK | C | E |
|-----|------------------------|-----------|-----------|-------------|-----------|-----------|------------|------------|------------|------------|-----------|------------|-----------|----------|
| 16 | Ricardo Pepi | 31 | 24 | 2097 | 13 | 3 | 67 | 31 | 18 | 19 | 10 | 0 | 1 | 0 |
| 7 | Jáder Obrian | 34 | 25 | 2191 | 9 | 4 | 47 | 24 | 35 | 44 | 22 | 1 | 7 | 0 |
| 9 | Jesús Ferreira | 27 | 26 | 2251 | 8 | 9 | 56 | 24 | 18 | 23 | 1 | 59 | 1 | 0 |
| 29 | Franco Jara | 29 | 12 | 1256 | 7 | 2 | 59 | 19 | 29 | 31 | 11 | 1 | 7 | 0 |
| 12 | Ryan Hollingshead | 30 | 30 | 2671 | 3 | 5 | 26 | 8 | 42 | 24 | 3 | 0 | 3 | 0 |
| 10 | Andrés Ricaurte | 26 | 9 | 971 | 1 | 3 | 16 | 5 | 18 | 29 | 0 | 26 | 5 | 0 |
| 19 | Paxton Pomykal | 31 | 18 | 1518 | 1 | 2 | 19 | 7 | 32 | 42 | 4 | 4 | 3 | 0 |
| 14 | Nkosi Tafari | 22 | 21 | 1824 | 1 | 2 | 8 | 1 | 11 | 4 | 1 | 0 | 1 | 0 |
| 4 | Bressan | 22 | 20 | 1746 | 1 | 0 | 11 | 1 | 21 | 9 | 0 | 0 | 7 | 0 |
| 24 | Matt Hedges | 20 | 16 | 1438 | 1 | 0 | 10 | 1 | 16 | 5 | 0 | 0 | 6 | 0 |
| 31 | Dante Sealy | 6 | 0 | 62 | 1 | 0 | 2 | 2 | 2 | 4 | 0 | 0 | 0 | 0 |
| 11 | Szabolcs Schön | 24 | 9 | 947 | 0 | 6 | 22 | 3 | 10 | 21 | 1 | 6 | 5 | 0 |
| 46 | Justin Che | 15 | 12 | 1017 | 0 | 3 | 5 | 0 | 9 | 5 | 0 | 0 | 0 | 0 |
| 8 | Bryan Acosta | 23 | 16 | 1573 | 0 | 2 | 34 | 8 | 48 | 24 | 0 | 53 | 7 | 1 |
| 6 | Edwin Cerrillo | 22 | 16 | 1390 | 0 | 1 | 3 | 0 | 40 | 6 | 0 | 0 | 6 | 0 |
| 99 | Phelipe Megiolaro | 11 | 10 | 929 | 0 | 1 | 0 | 0 | 0 | 3 | 0 | 0 | 1 | 0 |
| 2 | Eddie Munjoma | 12 | 5 | 460 | 0 | 1 | 1 | 1 | 8 | 1 | 0 | 0 | 2 | 0 |
| 18 | Brandon Servania | 14 | 11 | 947 | 0 | 1 | 14 | 4 | 15 | 6 | 0 | 0 | 2 | 0 |
| 22 | Ema Twumasi | 23 | 19 | 1703 | 0 | 1 | 6 | 1 | 35 | 15 | 1 | 0 | 7 | 0 |
| 17 | Freddy Vargas | 13 | 7 | 533 | 0 | 1 | 14 | 4 | 10 | 9 | 2 | 15 | 2 | 0 |
| 21 | Kalil ElMedkhar | 6 | 0 | 118 | 0 | 0 | 0 | 0 | 1 | 1 | 0 | 0 | 1 | 0 |
| 3 | José Martínez | 19 | 16 | 1503 | 0 | 0 | 8 | 3 | 8 | 4 | 1 | 0 | 0 | 0 |
| 20 | Jimmy Maurer | 24 | 24 | 2131 | 0 | 0 | 0 | 0 | 0 | 3 | 0 | 0 | 3 | 0 |
| 26 | John Nelson | 10 | 6 | 554 | 0 | 0 | 0 | 0 | 2 | 6 | 0 | 0 | 0 | 0 |
| 5 | Facundo Quignon | 18 | 16 | 1340 | 0 | 0 | 14 | 2 | 22 | 18 | 0 | 0 | 2 | 0 |
| 15 | Tanner Tessmann | 7 | 6 | 452 | 0 | 0 | 4 | 0 | 7 | 2 | 0 | 0 | 1 | 0 |
| 44 | Caiser Sergio Gomes | 0 | 0 | 0 | 0 | 0 | 0 | 0 | 0 | 0 | 0 | 0 | 0 | 0 |
| 80 | Nicky Hernandez | 0 | 0 | 0 | 0 | 0 | 0 | 0 | 0 | 0 | 0 | 0 | 0 | 0 |
| 28 | Beni Redzic | 0 | 0 | 0 | 0 | 0 | 0 | 0 | 0 | 0 | 0 | 0 | 0 | 0 |
| 30 | Kyle Zobeck | 0 | 0 | 0 | 0 | 0 | 0 | 0 | 0 | 0 | 0 | 0 | 0 | 0 |
| | TEAM TOTALS | 34 | 34 | 3060 | 47 | 47 | 446 | 149 | 457 | 379 | 57 | 165 | 80 | 1 |
| | OPPONENT TOTALS | 34 | 34 | 3060 | 56 | 47 | 490 | 171 | 379 | 457 | 35 | 160 | 61 | 4 |

GAME-WINNING GOALS: Ricardo Pepi 3, Jáder Obrian 1, Franco Jara 1, Ryan Hollingshead 1, Jesús Ferreira 1**GAME-WINNING ASSISTS:** Szabolcs Schön 3, Andrés Ricaurte 1, Ricardo Pepi 1, Phelipe Megiolaro 1, Ryan Hollingshead 1**PENALTY KICK GOALS/ATTEMPTS:** Franco Jara 1-2, Ricardo Pepi 0-1**OWN GOALS RECEIVED:** 1

| UNF | POS | GOALKEEPER | GP | GS | MIN | SHTS | SV | GA | GAA | PG | PA | W | L | T | SO |
|-----|-----|------------------------|-----------|-----------|-------------|------------|------------|-----------|-------------|----------|-----------|-----------|-----------|-----------|-----------|
| 20 | G | Jimmy Maurer | 24 | 24 | 2131 | 114 | 76 | 37 | 1.56 | 4 | 6 | 5 | 11 | 8 | 3 |
| 99 | G | Phelipe Megiolaro | 11 | 10 | 929 | 57 | 36 | 19 | 1.84 | 4 | 4 | 2 | 4 | 4 | 1 |
| | | TEAM TOTALS | 34 | 34 | 3060 | 171 | 112 | 56 | 1.65 | 8 | 10 | 7 | 15 | 12 | 4 |
| | | OPPONENT TOTALS | 34 | 34 | 3060 | 149 | 100 | 47 | 1.38 | 1 | 3 | 15 | 7 | 12 | 10 |

2020 SEASON

RECORD: 9-6-7 (34 points) | Head Coach: Luchi Gonzalez

| UNF | POS | PLAYER | GP | GS | MIN | G | A | SHT | SOG | FC | FS | OFF | CK | C | E |
|------------------------|-----|-------------------|-----------|-----------|-------------|-----------|-----------|------------|------------|------------|------------|-----------|------------|-----------|----------|
| 29 | F | Franco Jara | 19 | 16 | 1388 | 7 | 0 | 37 | 20 | 27 | 27 | 11 | 1 | 4 | 0 |
| 12 | M | Ryan Hollingshead | 20 | 19 | 1731 | 4 | 1 | 30 | 11 | 23 | 17 | 2 | 1 | 3 | 0 |
| 11 | M | Santiago Mosquera | 12 | 5 | 411 | 4 | 0 | 17 | 9 | 5 | 6 | 4 | 2 | 0 | 0 |
| 9 | M | Fafa Picault | 18 | 11 | 1040 | 3 | 2 | 22 | 8 | 5 | 13 | 3 | 0 | 1 | 0 |
| 13 | F | Zdenek Ondrasek | 5 | 4 | 312 | 2 | 1 | 11 | 3 | 5 | 2 | 1 | 0 | 1 | 0 |
| 16 | F | Ricardo Pepl | 17 | 4 | 458 | 2 | 1 | 15 | 6 | 10 | 4 | 2 | 0 | 0 | 0 |
| 3 | D | Reto Ziegler | 19 | 17 | 1529 | 2 | 1 | 6 | 4 | 8 | 5 | 1 | 38 | 3 | 0 |
| 21 | M | Michael Barrios | 21 | 19 | 1681 | 1 | 5 | 35 | 10 | 25 | 26 | 1 | 32 | 5 | 0 |
| 10 | M | Andres Ricaurte | 14 | 13 | 1112 | 1 | 2 | 17 | 6 | 16 | 45 | 0 | 36 | 1 | 0 |
| 7 | F | Jesus Ferreira | 19 | 13 | 979 | 1 | 1 | 19 | 7 | 6 | 9 | 2 | 0 | 3 | 0 |
| 19 | M | Paxton Pomykal | 5 | 1 | 150 | 1 | 0 | 1 | 1 | 1 | 5 | 0 | 0 | 1 | 0 |
| 14 | D | Bryan Reynolds | 17 | 14 | 1267 | 0 | 3 | 4 | 1 | 21 | 15 | 0 | 0 | 2 | 0 |
| 8 | M | Bryan Acosta | 11 | 10 | 759 | 0 | 2 | 17 | 8 | 23 | 8 | 1 | 1 | 2 | 1 |
| 4 | D | Bressan | 18 | 11 | 1167 | 0 | 1 | 4 | 1 | 9 | 12 | 0 | 0 | 4 | 0 |
| 2 | D | Reggie Cannon | 5 | 5 | 450 | 0 | 1 | 4 | 2 | 4 | 13 | 0 | 0 | 1 | 0 |
| 24 | D | Matt Hedges | 19 | 18 | 1538 | 0 | 1 | 8 | 2 | 9 | 3 | 0 | 0 | 0 | 0 |
| 26 | D | John Nelson | 11 | 8 | 705 | 0 | 1 | 2 | 1 | 0 | 3 | 0 | 0 | 0 | 0 |
| 5 | M | Thiago Santos | 20 | 19 | 1623 | 0 | 1 | 8 | 0 | 41 | 47 | 0 | 0 | 8 | 0 |
| 15 | M | Tanner Tessmann | 19 | 9 | 1001 | 0 | 1 | 16 | 4 | 7 | 7 | 0 | 0 | 0 | 0 |
| 33 | M | Edwin Cerrillo | 2 | 0 | 17 | 0 | 0 | 0 | 0 | 0 | 0 | 0 | 0 | 0 | 0 |
| 1 | G | Jesse Gonzalez | 2 | 2 | 180 | 0 | 0 | 0 | 0 | 0 | 1 | 0 | 0 | 0 | 0 |
| 20 | G | Jimmy Maurer | 16 | 16 | 1392 | 0 | 0 | 0 | 0 | 0 | 3 | 0 | 0 | 0 | 0 |
| 99 | G | Phelipe Megiolaro | 1 | 1 | 90 | 0 | 0 | 0 | 0 | 0 | 0 | 0 | 0 | 0 | 0 |
| 31 | F | Dante Sealy | 5 | 0 | 49 | 0 | 0 | 2 | 0 | 4 | 3 | 0 | 0 | 0 | 0 |
| 18 | M | Brandon Servania | 12 | 4 | 398 | 0 | 0 | 3 | 0 | 5 | 7 | 0 | 0 | 1 | 0 |
| 22 | F | Ema Twumasi | 4 | 0 | 35 | 0 | 0 | 0 | 0 | 1 | 0 | 0 | 0 | 0 | 0 |
| 30 | G | Kyle Zobeck | 4 | 3 | 318 | 0 | 0 | 0 | 0 | 0 | 0 | 0 | 0 | 0 | 0 |
| 10 | M | Pablo Aranguiz | 0 | 0 | 0 | 0 | 0 | 0 | 0 | 0 | 0 | 0 | 0 | 0 | 0 |
| 17 | F | Francis Atuahene | 0 | 0 | 0 | 0 | 0 | 0 | 0 | 0 | 0 | 0 | 0 | 0 | 0 |
| 40 | G | Carlos Avilez | 0 | 0 | 0 | 0 | 0 | 0 | 0 | 0 | 0 | 0 | 0 | 0 | 0 |
| 28 | D | Nkosi Burgess | 0 | 0 | 0 | 0 | 0 | 0 | 0 | 0 | 0 | 0 | 0 | 0 | 0 |
| 46 | D | Justin Che | 0 | 0 | 0 | 0 | 0 | 0 | 0 | 0 | 0 | 0 | 0 | 0 | 0 |
| 25 | D | Callum Montgomery | 0 | 0 | 0 | 0 | 0 | 0 | 0 | 0 | 0 | 0 | 0 | 0 | 0 |
| 27 | D | Eddie Munjoma | 0 | 0 | 0 | 0 | 0 | 0 | 0 | 0 | 0 | 0 | 0 | 0 | 0 |
| 23 | M | Thomas Roberts | 0 | 0 | 0 | 0 | 0 | 0 | 0 | 0 | 0 | 0 | 0 | 0 | 0 |
| TEAM TOTALS | | | 22 | 22 | 1980 | 28 | 25 | 278 | 104 | 255 | 297 | 28 | 111 | 42 | 1 |
| OPPONENT TOTALS | | | 22 | 22 | 1980 | 24 | 26 | 340 | 100 | 297 | 255 | 11 | 129 | 45 | 3 |

GAME-WINNING GOALS: Ryan Hollingshead 4, Franco Jara 3, Zdenek Ondrasek 1, Jesus Ferreira 1**GAME-WINNING ASSISTS:** Michael Barrios 3, Bryan Reynolds 2, Reto Ziegler 1, Fafa Picault 1, Ricardo Pepl 1, Ryan Hollingshead 1, Jesus Ferreira 1**PENALTY KICK GOALS/ATTEMPTS:** Reto Ziegler 2-2, Franco Jara 1-1

| UNF | POS | GOALKEEPER | GP | GS | MIN | SHTS | SV | GA | GAA | PG | PA | W | L | T | SO |
|------------------------|-----|-------------------|-----------|-----------|-------------|------------|-----------|-----------|-------------|----------|----------|----------|----------|----------|----------|
| 20 | G | Jimmy Maurer | 16 | 16 | 1392 | 68 | 54 | 13 | 0.84 | 2 | 2 | 6 | 4 | 5 | 7 |
| 1 | G | Jesse Gonzalez | 2 | 2 | 180 | 5 | 3 | 2 | 1.00 | 0 | 0 | 1 | 0 | 1 | 1 |
| 30 | G | Kyle Zobeck | 4 | 3 | 318 | 18 | 11 | 6 | 1.70 | 1 | 1 | 2 | 1 | 1 | 0 |
| 99 | G | Phelipe Megiolaro | 1 | 1 | 90 | 9 | 6 | 3 | 3.00 | 0 | 0 | 0 | 1 | 0 | 0 |
| TEAM TOTALS | | | 22 | 22 | 1980 | 100 | 74 | 24 | 1.09 | 3 | 3 | 9 | 6 | 7 | 8 |
| OPPONENT TOTALS | | | 22 | 22 | 1980 | 104 | 75 | 28 | 1.27 | 3 | 3 | 6 | 9 | 7 | 9 |

2019 SEASON

RECORD: 13-12-9 (48 points) | Head Coach: Luchi Gonzalez

| UNF | POS | PLAYER | GP | GS | MIN | G | A | SHT | SOG | FC | FS | OFF | CK | C | E |
|------------------------|-----|---------------------|-----------|-----------|-------------|-----------|-----------|------------|------------|------------|------------|-----------|------------|-----------|----------|
| 27 | F | Jesus Ferreira | 33 | 29 | 2453 | 8 | 6 | 59 | 22 | 27 | 21 | 4 | 1 | 5 | 0 |
| 13 | F | Zdenek Ondrasek | 17 | 7 | 747 | 7 | 2 | 26 | 15 | 20 | 7 | 4 | 0 | 2 | 0 |
| 14 | F | Dominique Badji | 28 | 24 | 2040 | 6 | 3 | 41 | 20 | 30 | 38 | 14 | 0 | 6 | 0 |
| 12 | D | Ryan Hollingshead | 34 | 33 | 2961 | 6 | 3 | 44 | 17 | 29 | 44 | 5 | 3 | 3 | 0 |
| 21 | M | Michael Barrios | 32 | 31 | 2731 | 5 | 15 | 56 | 18 | 53 | 36 | 10 | 108 | 6 | 0 |
| 3 | D | Reto Ziegler | 32 | 32 | 2880 | 5 | 0 | 26 | 13 | 32 | 11 | 4 | 2 | 5 | 0 |
| 11 | M | Santiago Mosquera | 23 | 12 | 1171 | 3 | 2 | 36 | 13 | 12 | 26 | 3 | 10 | 0 | 0 |
| 19 | M | Paxton Pomykal | 25 | 20 | 1876 | 2 | 5 | 28 | 10 | 26 | 63 | 1 | 22 | 4 | 0 |
| 18 | M | Brandon Servania | 18 | 13 | 1118 | 2 | 3 | 27 | 9 | 17 | 14 | 0 | 0 | 2 | 0 |
| 8 | M | Bryan Acosta | 26 | 23 | 2074 | 2 | 1 | 54 | 11 | 64 | 20 | 0 | 41 | 12 | 0 |
| 4 | D | Bressan | 18 | 12 | 1119 | 1 | 1 | 8 | 5 | 21 | 8 | 0 | 0 | 1 | 0 |
| 2 | D | Reggie Cannon | 28 | 26 | 2268 | 1 | 1 | 10 | 1 | 21 | 31 | 0 | 0 | 7 | 0 |
| 24 | D | Matt Hedges | 33 | 33 | 2884 | 1 | 1 | 13 | 3 | 12 | 8 | 0 | 0 | 5 | 1 |
| 17 | F | Francis Atuahene | 1 | 0 | 26 | 1 | 0 | 2 | 1 | 0 | 0 | 0 | 0 | 0 | 0 |
| 7 | M | Carlos Gruezo | 9 | 9 | 784 | 1 | 0 | 7 | 1 | 16 | 5 | 0 | 0 | 2 | 0 |
| 15 | M | Jacori Hayes | 19 | 8 | 848 | 0 | 2 | 7 | 2 | 6 | 31 | 0 | 0 | 0 | 0 |
| 6 | M | *Eric Alexander | 0 | 0 | 0 | 0 | 0 | 0 | 0 | 0 | 0 | 0 | 0 | 0 | 0 |
| 33 | M | Edwin Cerrillo | 12 | 11 | 918 | 0 | 1 | 4 | 0 | 20 | 6 | 0 | 0 | 2 | 0 |
| 29 | F | Bryan Reynolds | 10 | 1 | 112 | 0 | 1 | 1 | 0 | 3 | 3 | 0 | 0 | 0 | 0 |
| 10 | M | Pablo Aranguiz | 11 | 7 | 562 | 0 | 0 | 11 | 2 | 12 | 15 | 2 | 6 | 0 | 0 |
| 1 | G | Jesse Gonzalez | 32 | 32 | 2880 | 0 | 0 | 0 | 0 | 0 | 4 | 0 | 0 | 5 | 0 |
| 7 | M | Edwin Gyasi | 4 | 1 | 82 | 0 | 0 | 2 | 1 | 2 | 3 | 1 | 0 | 0 | 0 |
| 20 | G | Jimmy Maurer | 2 | 2 | 180 | 0 | 0 | 0 | 0 | 0 | 0 | 0 | 0 | 0 | 0 |
| 26 | D | John Nelson | 9 | 4 | 451 | 0 | 0 | 2 | 0 | 1 | 2 | 0 | 0 | 0 | 0 |
| 6 | D | *Marquinhos Pedroso | 2 | 1 | 119 | 0 | 0 | 1 | 0 | 0 | 0 | 0 | 0 | 0 | 0 |
| 16 | F | Ricardo Pepi | 7 | 0 | 71 | 0 | 0 | 1 | 1 | 0 | 1 | 3 | 0 | 0 | 0 |
| 23 | M | Thomas Roberts | 6 | 3 | 237 | 0 | 0 | 3 | 1 | 3 | 2 | 0 | 0 | 0 | 0 |
| 22 | F | Ema Twumasi | 2 | 0 | 27 | 0 | 0 | 1 | 0 | 0 | 0 | 0 | 0 | 0 | 0 |
| 9 | F | Cristian Colman | 0 | 0 | 0 | 0 | 0 | 0 | 0 | 0 | 0 | 0 | 0 | 0 | 0 |
| 5 | D | Moises Hernandez | 0 | 0 | 0 | 0 | 0 | 0 | 0 | 0 | 0 | 0 | 0 | 0 | 0 |
| 25 | D | Callum Montgomery | 0 | 0 | 0 | 0 | 0 | 0 | 0 | 0 | 0 | 0 | 0 | 0 | 0 |
| 31 | F | Dante Sealy | 0 | 0 | 0 | 0 | 0 | 0 | 0 | 0 | 0 | 0 | 0 | 0 | 0 |
| 30 | G | Kyle Zobeck | 0 | 0 | 0 | 0 | 0 | 0 | 0 | 0 | 0 | 0 | 0 | 0 | 0 |
| TEAM TOTALS | | | 34 | 34 | 3060 | 54 | 47 | 470 | 166 | 427 | 420 | 51 | 193 | 67 | 1 |
| OPPONENT TOTALS | | | 34 | 34 | 3060 | 46 | 46 | 433 | 140 | 420 | 427 | 30 | 160 | 61 | 5 |

GAME-WINNING GOALS: Reto Ziegler 2, Dominique Badji 2, Brandon Servania 1, Paxton Pomykal 1, Zdenek Ondrasek 1, Santiago Mosquera 1, Ryan Hollingshead 1, Jesus Ferreira 1, Michael Barrios 1, Bryan Acosta 1

GAME-WINNING ASSISTS: Jesus Ferreira 3, Michael Barrios 3, Ryan Hollingshead 2, Paxton Pomykal 1, Zdenek Ondrasek 1, Edwin Cerrillo 1, Bressan 1, Bryan Acosta 1

PENALTY KICK GOALS/ATTEMPTS: Reto Ziegler 4-5

OWN-GOALS RECEIVED: 3

| UNF | POS | GOALKEEPER | GP | GS | MIN | SHTS | SV | GA | GAA | PG | PA | W | L | T | SO |
|------------------------|-----|----------------|-----------|-----------|-------------|------------|------------|-----------|-------------|----------|----------|-----------|-----------|----------|-----------|
| 1 | G | Jesse Gonzalez | 32 | 32 | 2880 | 128 | 84 | 42 | 1.31 | 5 | 7 | 13 | 11 | 8 | 8 |
| 20 | G | Jimmy Maurer | 2 | 2 | 180 | 12 | 8 | 4 | 2.00 | 0 | 1 | 0 | 1 | 1 | 0 |
| TEAM TOTALS | | | 34 | 34 | 3060 | 140 | 92 | 46 | 1.35 | 5 | 8 | 13 | 12 | 9 | 8 |
| OPPONENT TOTALS | | | 34 | 34 | 3060 | 166 | 112 | 54 | 1.59 | 4 | 5 | 12 | 13 | 9 | 11 |

2018 SEASON

RECORD: 16-19-9 (57 points) | Head Coach: Oscar Pareja

| UNF | POS | PLAYER | GP | GS | MIN | G | A | SHT | SOG | FC | FS | OFF | CK | C | E |
|-----|-----|------------------------|-----------|-----------|-------------|-----------|-----------|------------|------------|------------|------------|-----------|------------|-----------|----------|
| 16 | F | Dominique Badji (TOT) | 26 | 24 | 1963 | 9 | 3 | 59 | 23 | 51 | 39 | 17 | 0 | 6 | 0 |
| 16 | F | Dominique Badji (DAL) | 10 | 9 | 620 | 2 | 1 | 11 | 4 | 8 | 8 | 7 | 0 | 0 | 0 |
| 37 | F | Maximiliano Urruti | 33 | 30 | 2735 | 8 | 11 | 117 | 35 | 31 | 49 | 12 | 34 | 3 | 0 |
| 20 | M | Roland Lamah | 29 | 21 | 1865 | 8 | 6 | 37 | 14 | 14 | 28 | 17 | 1 | 4 | 0 |
| 21 | M | Michael Barrios | 34 | 29 | 2536 | 6 | 6 | 59 | 29 | 33 | 23 | 15 | 40 | 4 | 0 |
| 11 | M | Santiago Mosquera | 29 | 17 | 1589 | 6 | 5 | 61 | 21 | 21 | 27 | 6 | 24 | 0 | 0 |
| 3 | D | Reto Ziegler | 29 | 29 | 2570 | 4 | 0 | 15 | 7 | 20 | 15 | 1 | 1 | 2 | 3 |
| 10 | M | Mauro Diaz | 12 | 9 | 807 | 2 | 8 | 20 | 5 | 9 | 29 | 2 | 42 | 3 | 0 |
| 7 | M | Carlos Gruezo | 31 | 28 | 2508 | 2 | 1 | 28 | 6 | 49 | 11 | 1 | 0 | 8 | 0 |
| 13 | F | Tesho Akindele | 19 | 5 | 577 | 2 | 0 | 9 | 7 | 9 | 5 | 3 | 0 | 0 | 0 |
| 9 | F | Cristian Colman | 15 | 6 | 606 | 2 | 0 | 21 | 11 | 10 | 7 | 8 | 0 | 0 | 1 |
| 24 | D | Matt Hedges | 33 | 33 | 2925 | 2 | 0 | 15 | 7 | 30 | 12 | 0 | 0 | 8 | 0 |
| 2 | D | Reggie Cannon | 33 | 33 | 2921 | 1 | 3 | 10 | 4 | 18 | 42 | 0 | 1 | 4 | 0 |
| 12 | D | Ryan Hollingshead | 18 | 7 | 766 | 1 | 3 | 11 | 7 | 6 | 7 | 4 | 0 | 0 | 0 |
| 23 | M | *Kellyn Acosta | 13 | 8 | 674 | 1 | 2 | 9 | 2 | 10 | 9 | 0 | 4 | 0 | 0 |
| 8 | M | Victor Ulloa | 27 | 25 | 2172 | 1 | 2 | 12 | 3 | 16 | 16 | 0 | 27 | 1 | 0 |
| 15 | M | Jacori Hayes | 16 | 10 | 998 | 1 | 1 | 8 | 4 | 17 | 28 | 0 | 0 | 2 | 0 |
| 31 | D | Maynor Figueroa | 16 | 11 | 1008 | 1 | 0 | 14 | 6 | 9 | 3 | 0 | 0 | 2 | 0 |
| 6 | D | Anton Nedyalkov | 9 | 9 | 770 | 0 | 1 | 6 | 1 | 5 | 7 | 0 | 0 | 1 | 0 |
| 44 | M | Abel Aguilar | 4 | 1 | 131 | 0 | 0 | 3 | 0 | 4 | 2 | 0 | 0 | 0 | 0 |
| 10 | M | Pablo Aranguiz | 9 | 3 | 282 | 0 | 0 | 7 | 3 | 5 | 8 | 0 | 9 | 0 | 0 |
| 27 | F | Jesus Ferreira | 1 | 0 | 3 | 0 | 0 | 2 | 0 | 0 | 0 | 0 | 0 | 0 | 0 |
| 1 | G | Jesse Gonzalez | 21 | 21 | 1890 | 0 | 0 | 0 | 0 | 0 | 5 | 0 | 0 | 5 | 0 |
| 14 | G | Jimmy Maurer | 13 | 13 | 1170 | 0 | 0 | 0 | 0 | 1 | 4 | 0 | 0 | 1 | 0 |
| 6 | D | Marquinhos Pedroso | 13 | 13 | 1170 | 0 | 0 | 7 | 1 | 23 | 9 | 2 | 0 | 3 | 0 |
| 19 | M | Paxton Pomykal | 6 | 1 | 125 | 0 | 0 | 0 | 0 | 1 | 2 | 0 | 6 | 0 | 0 |
| 32 | D | Kris Reaves | 2 | 2 | 168 | 0 | 0 | 0 | 0 | 1 | 0 | 1 | 0 | 0 | 0 |
| 22 | F | Ema Twumasi | 1 | 1 | 45 | 0 | 0 | 1 | 0 | 1 | 0 | 0 | 0 | 0 | 0 |
| 17 | F | Francis Atuahene | 0 | 0 | 0 | 0 | 0 | 0 | 0 | 0 | 0 | 0 | 0 | 0 | 0 |
| 34 | D | Jordan Cano | 0 | 0 | 0 | 0 | 0 | 0 | 0 | 0 | 0 | 0 | 0 | 0 | 0 |
| 5 | D | Moises Hernandez | 0 | 0 | 0 | 0 | 0 | 0 | 0 | 0 | 0 | 0 | 0 | 0 | 0 |
| 29 | F | Bryan Reynolds | 0 | 0 | 0 | 0 | 0 | 0 | 0 | 0 | 0 | 0 | 0 | 0 | 0 |
| 23 | M | Thomas Roberts | 0 | 0 | 0 | 0 | 0 | 0 | 0 | 0 | 0 | 0 | 0 | 0 | 0 |
| 18 | M | Brandon Servania | 0 | 0 | 0 | 0 | 0 | 0 | 0 | 0 | 0 | 0 | 0 | 0 | 0 |
| 30 | G | Kyle Zobeck | 0 | 0 | 0 | 0 | 0 | 0 | 0 | 0 | 0 | 0 | 0 | 0 | 0 |
| | | TEAM TOTALS | 34 | 34 | 3060 | 52 | 50 | 483 | 177 | 351 | 382 | 79 | 189 | 51 | 4 |
| | | OPPONENT TOTALS | 34 | 34 | 3060 | 44 | 36 | 441 | 139 | 382 | 351 | 43 | 170 | 55 | 6 |

GAME-WINNING GOALS: Roland Lamah 4, Santiago Mosquera 2, Maximiliano Urruti 1, Matt Hedges 1, Jacori Hayes 1, Carlos Gruezo 1, Maynor Figueroa 1, Mauro Diaz 1, Michael Barrios 1, Tesho Akindele 1, Kellyn Acosta 1.

GAME-WINNING ASSISTS: Maximiliano Urruti 3, Michael Barrios 3, Victor Ulloa 2, Santiago Mosquera 2, Mauro Diaz 2, Roland Lamah 1, Ryan Hollingshead 1, Kellyn Acosta 1.

PENALTY KICK GOALS/ATTEMPTS: Reto Ziegler 2-3, Mauro Diaz 2-2, Roland Lamah 0-1

OWN-GOALS RECEIVED: 2

| UNF | POS | GOALKEEPER | GP | GS | MIN | SHTS | SV | GA | GAA | PG | PA | W | L | T | SO |
|-----|-----|------------------------|-----------|-----------|-------------|------------|------------|-----------|-------------|----------|----------|-----------|-----------|----------|-----------|
| 1 | G | Jesse Gonzalez | 21 | 21 | 1890 | 92 | 63 | 28 | 1.33 | 3 | 5 | 11 | 7 | 3 | 6 |
| 14 | G | Jimmy Maurer | 13 | 13 | 1170 | 47 | 32 | 16 | 1.23 | 2 | 2 | 5 | 2 | 6 | 4 |
| | | TEAM TOTALS | 34 | 34 | 3060 | 139 | 95 | 44 | 1.29 | 5 | 7 | 16 | 9 | 9 | 10 |
| | | OPPONENT TOTALS | 34 | 34 | 3060 | 177 | 124 | 52 | 1.53 | 4 | 6 | 9 | 16 | 9 | 6 |

2017 SEASON

RECORD: 11-10-13 (46 points) | Head Coach: Oscar Pareja

| UNF | POS | PLAYER | GP | GS | MIN | G | A | SHT | SOG | FC | FS | OFF | CK | C | E |
|------------------------|-----|---------------------|-----------|-----------|-------------|-----------|-----------|------------|------------|------------|------------|-----------|------------|-----------|----------|
| 37 | F | Maximiliano Urruti | 32 | 31 | 2749 | 12 | 5 | 103 | 39 | 43 | 52 | 27 | 3 | 1 | 0 |
| 20 | M | Roland Lamah | 32 | 29 | 2157 | 11 | 3 | 44 | 23 | 24 | 37 | 12 | 1 | 2 | 0 |
| 13 | F | Tesho Akindele | 29 | 15 | 1511 | 4 | 0 | 21 | 11 | 22 | 11 | 8 | 1 | 3 | 1 |
| 21 | M | Michael Barrios | 34 | 28 | 2566 | 3 | 14 | 60 | 18 | 29 | 27 | 11 | 41 | 5 | 0 |
| 23 | M | Kellyn Acosta | 23 | 20 | 1895 | 3 | 2 | 49 | 15 | 24 | 27 | 0 | 51 | 2 | 0 |
| 31 | D | Maynor Figueroa | 26 | 26 | 2325 | 3 | 1 | 34 | 6 | 20 | 21 | 1 | 0 | 8 | 0 |
| 10 | M | Mauro Diaz | 19 | 13 | 1107 | 2 | 8 | 21 | 9 | 8 | 38 | 1 | 29 | 0 | 0 |
| 14 | D | Atiba Harris | 29 | 21 | 2020 | 2 | 2 | 10 | 2 | 35 | 23 | 1 | 0 | 7 | 0 |
| 9 | F | Cristian Colman | 26 | 10 | 959 | 2 | 1 | 40 | 15 | 14 | 14 | 6 | 0 | 1 | 0 |
| 24 | D | Matt Hedges | 27 | 27 | 2425 | 2 | 0 | 25 | 9 | 21 | 18 | 0 | 0 | 7 | 0 |
| 2 | D | Hernan Grana | 30 | 30 | 2660 | 1 | 4 | 8 | 2 | 24 | 13 | 2 | 0 | 8 | 0 |
| 11 | M | Javier Morales | 15 | 8 | 757 | 1 | 2 | 7 | 3 | 14 | 7 | 0 | 40 | 1 | 0 |
| 25 | D | Walker Zimmerman | 22 | 18 | 1602 | 1 | 1 | 9 | 3 | 20 | 9 | 0 | 0 | 0 | 0 |
| 27 | F | Jesus Ferreira | 1 | 0 | 19 | 1 | 0 | 1 | 1 | 0 | 0 | 0 | 0 | 0 | 0 |
| 7 | M | Carlos Gruezo | 31 | 30 | 2613 | 0 | 4 | 22 | 4 | 61 | 25 | 1 | 0 | 6 | 1 |
| 8 | M | Victor Ulloa | 23 | 12 | 1203 | 0 | 2 | 6 | 4 | 23 | 12 | 0 | 30 | 1 | 0 |
| 22 | D | Reggie Cannon | 1 | 0 | 1 | 0 | 0 | 0 | 0 | 0 | 0 | 0 | 0 | 0 | 0 |
| 5 | M | Carlos Cermeño | 8 | 3 | 315 | 0 | 0 | 1 | 0 | 5 | 6 | 0 | 3 | 2 | 0 |
| 16 | F | Coy Craft | 1 | 0 | 11 | 0 | 0 | 1 | 0 | 0 | 1 | 0 | 0 | 0 | 0 |
| 1 | G | Jesse Gonzalez | 29 | 29 | 2610 | 0 | 0 | 0 | 0 | 0 | 3 | 0 | 0 | 4 | 0 |
| 90 | M | "cariaco " Gonzalez | 2 | 0 | 8 | 0 | 0 | 0 | 0 | 0 | 1 | 0 | 0 | 0 | 0 |
| 33 | D | Aaron Guillen | 6 | 4 | 374 | 0 | 0 | 2 | 0 | 4 | 3 | 0 | 0 | 2 | 0 |
| 15 | M | Jacori Hayes | 3 | 2 | 90 | 0 | 0 | 0 | 0 | 4 | 7 | 0 | 0 | 1 | 1 |
| 12 | M | Ryan Hollingshead | 18 | 9 | 820 | 0 | 0 | 16 | 3 | 8 | 5 | 2 | 0 | 0 | 0 |
| 26 | F | Walker Hume | 2 | 2 | 180 | 0 | 0 | 0 | 0 | 2 | 1 | 0 | 0 | 1 | 0 |
| 19 | M | Paxton Pomykal | 2 | 2 | 140 | 0 | 0 | 1 | 0 | 1 | 2 | 0 | 3 | 0 | 0 |
| 18 | G | Chris Seitz | 5 | 5 | 450 | 0 | 0 | 0 | 0 | 0 | 0 | 0 | 0 | 0 | 0 |
| 6 | D | Anibal Chala | 0 | 0 | 0 | 0 | 0 | 0 | 0 | 0 | 0 | 0 | 0 | 0 | 0 |
| 32 | G | "Pollo" Cortes | 0 | 0 | 0 | 0 | 0 | 0 | 0 | 0 | 0 | 0 | 0 | 0 | 0 |
| 28 | M | Adonijah Reid | 0 | 0 | 0 | 0 | 0 | 0 | 0 | 0 | 0 | 0 | 0 | 0 | 0 |
| 29 | F | Bryan Reynolds | 0 | 0 | 0 | 0 | 0 | 0 | 0 | 0 | 0 | 0 | 0 | 0 | 0 |
| TEAM TOTALS | | | 34 | 34 | 3060 | 48 | 49 | 481 | 167 | 406 | 381 | 72 | 202 | 62 | 3 |
| OPPONENT TOTALS | | | 34 | 34 | 3060 | 48 | 49 | 375 | 138 | 381 | 406 | 40 | 149 | 55 | 1 |

GAME-WINNING GOALS: Maximiliano Urruti 3, Roland Lamah 2, Maynor Figueroa 2, Javier Morales 1, Matt Hedges 1, Cristian Colman 1, Kellyn Acosta 1.

GAME-WINNING ASSISTS: Michael Barrios 3, Carlos Gruezo 2, Hernan Grana 2, Mauro Diaz 2, Walker Zimmerman 1, Roland Lamah 1.

PENALTY KICK GOALS/ATTEMPTS: Mauro Diaz 2-3, Maximiliano Urruti 1-1.

| UNF | POS | GOALKEEPER | GP | GS | MIN | SHTS | SV | GA | GAA | PG | PA | W | L | T | SO |
|------------------------|-----|----------------|-----------|-----------|-------------|------------|------------|-----------|-------------|----------|----------|-----------|-----------|-----------|-----------|
| 1 | G | Jesse Gonzalez | 29 | 29 | 2610 | 118 | 75 | 40 | 1.38 | 1 | 1 | 8 | 8 | 13 | 9 |
| 18 | G | Chris Seitz | 5 | 5 | 450 | 20 | 12 | 8 | 1.60 | 2 | 3 | 3 | 2 | 0 | 0 |
| TEAM TOTALS | | | 34 | 34 | 3060 | 138 | 87 | 48 | 1.41 | 3 | 4 | 11 | 10 | 13 | 9 |
| OPPONENT TOTALS | | | 34 | 34 | 3060 | 167 | 111 | 48 | 1.41 | 3 | 4 | 10 | 11 | 13 | 11 |

2016 SEASON

RECORD: 17-8-9 (60 pts) | Head Coach: Oscar Pareja

| UNF | POS | PLAYER | GP | GS | MIN | G | A | SHT | SOG | FC | FS | OFF | CK | C | E |
|------------------------|-----|--------------------|-----------|-----------|-------------|-----------|-----------|------------|------------|------------|------------|-----------|------------|-----------|----------|
| 37 | F | Maximiliano Urruti | 30 | 29 | 2482 | 9 | 4 | 91 | 36 | 42 | 51 | 16 | 0 | 4 | 0 |
| 21 | M | Michael Barrios | 32 | 30 | 2454 | 9 | 2 | 50 | 26 | 23 | 25 | 12 | 17 | 3 | 0 |
| 13 | F | Tesho Akindele | 31 | 15 | 1514 | 6 | 4 | 35 | 17 | 14 | 16 | 7 | 0 | 2 | 0 |
| 10 | M | Mauro Diaz | 27 | 24 | 2149 | 5 | 13 | 47 | 14 | 32 | 81 | 4 | 79 | 3 | 0 |
| 11 | M | Fabian Castillo | 22 | 20 | 1752 | 5 | 5 | 43 | 20 | 28 | 7 | 23 | 2 | 1 | 0 |
| 25 | D | Walker Zimmerman | 30 | 30 | 2700 | 4 | 0 | 28 | 11 | 38 | 20 | 1 | 0 | 4 | 0 |
| 23 | M | Kellyn Acosta | 32 | 24 | 2328 | 2 | 5 | 35 | 9 | 38 | 29 | 1 | 30 | 4 | 0 |
| 77 | M | Mauro Rosales | 23 | 4 | 544 | 2 | 3 | 6 | 3 | 8 | 12 | 2 | 23 | 2 | 0 |
| 12 | D | Ryan Hollingshead | 29 | 22 | 2024 | 2 | 0 | 22 | 8 | 36 | 24 | 3 | 0 | 3 | 0 |
| 8 | M | Victor Ulloa | 32 | 18 | 1639 | 2 | 0 | 11 | 4 | 21 | 13 | 1 | 2 | 2 | 0 |
| 14 | D | Atiba Harris | 28 | 22 | 1970 | 1 | 2 | 17 | 5 | 29 | 19 | 1 | 0 | 6 | 0 |
| 24 | D | Matt Hedges | 26 | 26 | 2334 | 1 | 0 | 10 | 5 | 28 | 15 | 2 | 0 | 5 | 0 |
| 29 | F | Carlos Ruiz | 1 | 0 | 13 | 1 | 0 | 1 | 1 | 0 | 0 | 1 | 0 | 0 | 0 |
| 7 | M | Carlos Gruezo | 27 | 26 | 2240 | 0 | 2 | 24 | 3 | 55 | 14 | 1 | 0 | 9 | 0 |
| 31 | D | Maynor Figueroa | 28 | 28 | 2434 | 0 | 1 | 21 | 4 | 27 | 11 | 1 | 0 | 7 | 1 |
| 28 | F | Colin Bonner | 1 | 1 | 27 | 0 | 0 | 0 | 0 | 1 | 0 | 0 | 0 | 0 | 0 |
| 16 | F | Coy Craft | 2 | 0 | 17 | 0 | 0 | 0 | 0 | 0 | 1 | 0 | 0 | 0 | 0 |
| 2 | D | Aubrey David | 5 | 4 | 363 | 0 | 0 | 0 | 0 | 5 | 5 | 0 | 0 | 1 | 0 |
| 9 | F | Getterson | 4 | 2 | 152 | 0 | 0 | 4 | 2 | 2 | 1 | 0 | 0 | 0 | 0 |
| 1 | G | Jesse Gonzalez | 6 | 6 | 540 | 0 | 0 | 0 | 0 | 0 | 2 | 0 | 0 | 0 | 0 |
| 33 | D | Aaron Guillen | 2 | 1 | 106 | 0 | 0 | 0 | 0 | 3 | 0 | 0 | 0 | 0 | 0 |
| 34 | D | Agustin Jara | 3 | 0 | 12 | 0 | 0 | 0 | 0 | 0 | 0 | 0 | 0 | 0 | 0 |
| 22 | M | Carlos Lizarazo | 8 | 2 | 161 | 0 | 0 | 5 | 1 | 3 | 2 | 0 | 9 | 0 | 0 |
| 17 | D | Zach Loyd | 12 | 10 | 919 | 0 | 0 | 0 | 0 | 4 | 13 | 0 | 0 | 1 | 0 |
| 20 | M | Juan Esteban Ortiz | 5 | 2 | 171 | 0 | 0 | 0 | 0 | 5 | 1 | 0 | 0 | 2 | 0 |
| 15 | M | Timo Pitter | 1 | 0 | 9 | 0 | 0 | 1 | 0 | 1 | 0 | 0 | 0 | 0 | 0 |
| 18 | G | Chris Seitz | 28 | 28 | 2520 | 0 | 0 | 0 | 0 | 0 | 5 | 0 | 0 | 1 | 0 |
| 30 | G | Ryan Herman | 0 | 0 | 0 | 0 | 0 | 0 | 0 | 0 | 0 | 0 | 0 | 0 | 0 |
| 3 | D | Moises Hernandez | 0 | 0 | 0 | 0 | 0 | 0 | 0 | 0 | 0 | 0 | 0 | 0 | 0 |
| 5 | D | Norberto Paparatto | 0 | 0 | 0 | 0 | 0 | 0 | 0 | 0 | 0 | 0 | 0 | 0 | 0 |
| 19 | M | Paxton Pomykal | 0 | 0 | 0 | 0 | 0 | 0 | 0 | 0 | 0 | 0 | 0 | 0 | 0 |
| TEAM TOTALS | | | 34 | 34 | 3060 | 50 | 41 | 451 | 169 | 443 | 392 | 76 | 162 | 60 | 1 |
| OPPONENT TOTALS | | | 34 | 34 | 3060 | 40 | 32 | 330 | 118 | 392 | 443 | 59 | 134 | 52 | 2 |

GAME-WINNING GOALS: Walker Zimmerman 3, Mauro Diaz 3, Fabian Castillo 3, Michael Barrios 2, Kellyn Acosta 2, Maxi Urruti 1, Victor Ulloa 1, Carlos Ruiz 1, Mauro Rosales 1.

GAME-WINNING ASSISTS: Mauro Diaz 7, Michael Barrios 2, Maxi Urruti 1, Carlos Gruezo 1, Maynor Figueroa 1, Kellyn Acosta 1.

PENALTY KICK GOALS/ATTEMPTS: Mauro Diaz 3-3, Tesho Akindele 2-2.

OWN-GOALS RECEIVED: 1

| UNF | POS | GOALKEEPER | GP | GS | MIN | SHTS | SV | GA | GAA | PG | PA | W | L | T | SO |
|------------------------|-----|-----------------|-----------|-----------|-------------|------------|------------|-----------|-------------|----------|----------|-----------|-----------|----------|-----------|
| 12 | D | R. Hollingshead | 1 | 0 | 1 | 1 | 1 | 0 | 0.00 | 0 | 0 | 0 | 0 | 0 | 0 |
| 18 | G | Chris Seitz | 28 | 28 | 2520 | 95 | 63 | 29 | 1.04 | 3 | 4 | 14 | 5 | 9 | 10 |
| 1 | G | Jesse Gonzalez | 6 | 6 | 539 | 22 | 12 | 11 | 1.84 | 0 | 0 | 3 | 3 | 0 | 2 |
| TEAM TOTALS | | | 34 | 34 | 3060 | 118 | 76 | 40 | 1.18 | 3 | 4 | 17 | 8 | 9 | 12 |
| OPPONENT TOTALS | | | 34 | 34 | 3060 | 169 | 117 | 50 | 1.47 | 5 | 5 | 8 | 17 | 9 | 11 |

2015 SEASON

RECORD: 18-10-6 (60 points) | Head Coach: Oscar Pareja

| UNF | POS | PLAYER | GP | GS | MIN | G | A | SHT | SOG | FC | FS | OFF | CK | C | E |
|------------------------|-----|----------------------|-----------|-----------|-------------|-----------|-----------|------------|------------|------------|------------|-----------|------------|-----------|----------|
| 11 | M | Fabian Castillo | 30 | 28 | 2559 | 9 | 9 | 79 | 30 | 27 | 37 | 16 | 5 | 2 | 0 |
| 10 | M | Mauro Diaz | 24 | 24 | 1992 | 8 | 10 | 49 | 17 | 26 | 76 | 3 | 75 | 3 | 0 |
| 21 | M | Michael Barrios | 26 | 19 | 1745 | 7 | 2 | 34 | 19 | 27 | 33 | 4 | 5 | 0 | 0 |
| 9 | F | David Texeira | 22 | 19 | 1402 | 6 | 3 | 36 | 11 | 26 | 17 | 6 | 0 | 1 | 0 |
| 13 | M | Tesho Akindele | 28 | 14 | 1502 | 5 | 1 | 29 | 15 | 20 | 15 | 8 | 0 | 2 | 0 |
| 7 | F | Blas Perez | 23 | 14 | 1274 | 5 | 1 | 33 | 16 | 23 | 28 | 6 | 0 | 2 | 1 |
| 23 | M | Kellyn Acosta | 21 | 19 | 1606 | 3 | 2 | 29 | 8 | 24 | 23 | 0 | 21 | 4 | 1 |
| 12 | M | Ryan Hollingshead | 33 | 25 | 2171 | 2 | 3 | 13 | 4 | 34 | 35 | 7 | 0 | 4 | 0 |
| 14 | D | Atiba Harris | 27 | 20 | 1849 | 2 | 2 | 19 | 3 | 39 | 8 | 1 | 0 | 8 | 0 |
| 8 | M | Victor Ulloa | 33 | 33 | 2915 | 2 | 1 | 14 | 5 | 41 | 19 | 0 | 2 | 4 | 0 |
| 31 | M | Michel | 18 | 12 | 914 | 1 | 4 | 10 | 4 | 12 | 15 | 0 | 39 | 3 | 0 |
| 24 | D | Matt Hedges | 31 | 30 | 2675 | 1 | 1 | 10 | 1 | 26 | 13 | 2 | 0 | 4 | 0 |
| 3 | D | Moises Hernandez | 14 | 11 | 968 | 0 | 2 | 3 | 2 | 16 | 6 | 2 | 0 | 2 | 0 |
| 4 | M | *Kyle Bekker | 8 | 2 | 313 | 0 | 1 | 7 | 3 | 1 | 0 | 0 | 5 | 1 | 0 |
| 17 | D | Zach Loyd | 28 | 28 | 2396 | 0 | 1 | 3 | 1 | 30 | 28 | 0 | 0 | 2 | 1 |
| 5 | M | Ezequiel Cirigliano | 7 | 5 | 431 | 0 | 0 | 1 | 0 | 6 | 0 | 0 | 0 | 0 | 0 |
| 16 | F | Coy Craft | 2 | 1 | 67 | 0 | 0 | 2 | 0 | 1 | 0 | 1 | 0 | 0 | 0 |
| 20 | M | Rolando Escobar | 14 | 2 | 398 | 0 | 0 | 7 | 3 | 4 | 11 | 1 | 13 | 0 | 0 |
| 44 | G | Jesse Gonzalez | 11 | 11 | 990 | 0 | 0 | 0 | 0 | 1 | 3 | 0 | 0 | 2 | 0 |
| 1 | G | Dan Kennedy | 16 | 16 | 1440 | 0 | 0 | 0 | 0 | 1 | 4 | 0 | 0 | 3 | 0 |
| 18 | G | Chris Seitz | 7 | 7 | 630 | 0 | 0 | 0 | 0 | 0 | 2 | 0 | 0 | 0 | 0 |
| 4 | D | Bakary Soumare (TOT) | 10 | 9 | 835 | 0 | 0 | 2 | 0 | 10 | 2 | 0 | 0 | 3 | 0 |
| 4 | D | Bakary Soumare (DAL) | 0 | 0 | 0 | 0 | 0 | 0 | 0 | 0 | 0 | 0 | 0 | 0 | 0 |
| 27 | D | Je-Vaughn Watson | 23 | 22 | 1986 | 0 | 0 | 11 | 4 | 17 | 5 | 0 | 0 | 4 | 1 |
| 29 | M | Alex Zendejas | 8 | 2 | 187 | 0 | 0 | 0 | 0 | 1 | 6 | 0 | 3 | 0 | 0 |
| 25 | D | Walker Zimmerman | 20 | 10 | 1084 | 0 | 0 | 10 | 2 | 10 | 10 | 0 | 0 | 1 | 0 |
| 33 | D | Otis Earle | 0 | 0 | 0 | 0 | 0 | 0 | 0 | 0 | 0 | 0 | 0 | 0 | 0 |
| 26 | M | Danny Garcia | 0 | 0 | 0 | 0 | 0 | 0 | 0 | 0 | 0 | 0 | 0 | 0 | 0 |
| 22 | D | Stephen Keel | 0 | 0 | 0 | 0 | 0 | 0 | 0 | 0 | 0 | 0 | 0 | 0 | 0 |
| TEAM TOTALS | | | 34 | 34 | 3060 | 52 | 43 | 399 | 148 | 413 | 412 | 57 | 168 | 52 | 4 |
| OPPONENT TOTALS | | | 34 | 34 | 3060 | 39 | 38 | 385 | 122 | 412 | 413 | 75 | 168 | 61 | 7 |

GAME-WINNING GOALS: David Texeira 3, Blas Perez 3, Tesho Akindele 3, Mauro Diaz 2, Michael Barrios 2, Victor Ulloa 1, Michel 1, Atiba Harris 1, Fabian Castillo 1.

GAME-WINNING ASSISTS: Mauro Diaz 4, Fabian Castillo 2, David Texeira 1, Michel 1, Zach Loyd 1, Ryan Hollingshead 1, Moises Hernandez 1, Kellyn Acosta 1.

PENALTY KICK GOALS/ATTEMPTS: Mauro Diaz 3-4, Tesho Akindele 1-1.

OWN GOALS RECEIVED: 1

| UNF | POS | GOALKEEPER | GP | GS | MIN | SHTS | SV | GA | GAA | PG | PA | W | L | T | SO |
|------------------------|-----|----------------|-----------|-----------|-------------|------------|-----------|-----------|-------------|----------|----------|-----------|-----------|----------|-----------|
| 44 | G | Jesse Gonzalez | 11 | 11 | 990 | 47 | 37 | 10 | 0.91 | 2 | 4 | 7 | 3 | 1 | 5 |
| 1 | G | Dan Kennedy | 16 | 16 | 1440 | 48 | 30 | 19 | 1.19 | 3 | 4 | 7 | 5 | 4 | 5 |
| 18 | G | Chris Seitz | 7 | 7 | 630 | 27 | 17 | 10 | 1.43 | 0 | 1 | 4 | 2 | 1 | 3 |
| TEAM TOTALS | | | 34 | 34 | 3060 | 122 | 84 | 39 | 1.15 | 5 | 9 | 18 | 10 | 6 | 13 |
| OPPONENT TOTALS | | | 34 | 34 | 3060 | 148 | 94 | 52 | 1.53 | 4 | 5 | 10 | 18 | 6 | 9 |

2014 SEASON

RECORD: 16-12-6 (54 points) | Head Coach: Oscar Pareja

| UNF | POS | PLAYER | GP | GS | MIN | G | A | SHT | SOG | FC | FS | OFF | CK | C | E |
|------------------------|-----|-------------------|-----------|-----------|-------------|-----------|-----------|------------|------------|------------|------------|-----------|------------|-----------|-----------|
| 7 | F | Blas Perez | 29 | 24 | 2061 | 11 | 6 | 55 | 21 | 46 | 51 | 12 | 0 | 4 | 2 |
| 11 | F | Fabian Castillo | 27 | 26 | 2282 | 10 | 4 | 74 | 32 | 30 | 29 | 31 | 4 | 5 | 0 |
| 31 | M | Michel | 25 | 20 | 1787 | 8 | 5 | 36 | 13 | 31 | 20 | 0 | 88 | 6 | 1 |
| 13 | F | Tesho Akindele | 26 | 18 | 1748 | 7 | 3 | 30 | 16 | 18 | 21 | 9 | 0 | 2 | 0 |
| 27 | M | Je-Vaughn Watson | 31 | 29 | 2481 | 4 | 2 | 29 | 8 | 43 | 20 | 6 | 0 | 4 | 2 |
| 9 | F | David Texeira | 19 | 9 | 839 | 4 | 0 | 19 | 10 | 21 | 22 | 4 | 0 | 3 | 0 |
| 10 | M | Mauro Diaz | 17 | 9 | 917 | 3 | 3 | 20 | 6 | 11 | 35 | 1 | 19 | 2 | 0 |
| 24 | D | Matt Hedges | 32 | 32 | 2790 | 3 | 1 | 19 | 6 | 29 | 17 | 2 | 0 | 4 | 0 |
| 91 | F | Andres Escobar | 23 | 18 | 1590 | 2 | 4 | 23 | 8 | 16 | 52 | 2 | 37 | 0 | 0 |
| 17 | D | Zach Loyd | 29 | 28 | 2414 | 1 | 0 | 5 | 2 | 20 | 25 | 1 | 0 | 2 | 1 |
| 5 | D | Jair Benitez | 26 | 19 | 1716 | 0 | 4 | 10 | 2 | 16 | 32 | 2 | 9 | 1 | 0 |
| 23 | D | Kellyn Acosta | 15 | 9 | 843 | 0 | 1 | 7 | 0 | 13 | 8 | 0 | 0 | 2 | 0 |
| 22 | D | Stephen Keel | 16 | 14 | 1307 | 0 | 1 | 1 | 0 | 13 | 7 | 2 | 0 | 2 | 0 |
| 20 | M | Hendry Thomas | 10 | 9 | 770 | 0 | 1 | 4 | 0 | 19 | 9 | 0 | 0 | 2 | 1 |
| 28 | M | Victor Ulloa | 28 | 26 | 2365 | 0 | 1 | 13 | 3 | 16 | 21 | 0 | 9 | 4 | 0 |
| 16 | F | Coy Craft | 1 | 0 | 6 | 0 | 0 | 0 | 0 | 0 | 0 | 0 | 0 | 0 | 0 |
| 1 | G | Raul Fernandez | 21 | 20 | 1818 | 0 | 0 | 0 | 0 | 0 | 3 | 0 | 0 | 1 | 0 |
| 26 | M | Danny Garcia | 4 | 4 | 282 | 0 | 0 | 2 | 2 | 3 | 13 | 1 | 1 | 0 | 0 |
| 3 | D | Moises Hernandez | 17 | 13 | 1116 | 0 | 0 | 7 | 2 | 30 | 8 | 0 | 3 | 2 | 2 |
| 12 | M | Ryan Hollingshead | 11 | 4 | 289 | 0 | 0 | 6 | 1 | 3 | 3 | 1 | 0 | 0 | 0 |
| 4 | M | Andrew Jacobson | 13 | 5 | 542 | 0 | 0 | 2 | 0 | 6 | 9 | 1 | 0 | 1 | 0 |
| 8 | M | Peter Luccin | 11 | 2 | 245 | 0 | 0 | 8 | 2 | 9 | 1 | 0 | 0 | 1 | 0 |
| 6 | M | Adam Moffat | 20 | 13 | 1150 | 0 | 0 | 14 | 1 | 22 | 6 | 1 | 0 | 4 | 1 |
| 18 | G | Chris Seitz | 14 | 14 | 1242 | 0 | 0 | 0 | 0 | 0 | 0 | 0 | 0 | 1 | 0 |
| 34 | D | Nicholas Walker | 1 | 0 | 3 | 0 | 0 | 0 | 0 | 0 | 0 | 0 | 0 | 0 | 0 |
| 25 | D | Walker Zimmerman | 10 | 9 | 770 | 0 | 0 | 2 | 2 | 3 | 4 | 0 | 0 | 0 | 0 |
| 21 | D | Walter Cabrera | 0 | 0 | 0 | 0 | 0 | 0 | 0 | 0 | 0 | 0 | 0 | 0 | 0 |
| 44 | G | Jesse Gonzalez | 0 | 0 | 0 | 0 | 0 | 0 | 0 | 0 | 0 | 0 | 0 | 0 | 0 |
| 14 | D | George John | 0 | 0 | 0 | 0 | 0 | 0 | 0 | 0 | 0 | 0 | 0 | 0 | 0 |
| 15 | M | Brian Span | 0 | 0 | 0 | 0 | 0 | 0 | 0 | 0 | 0 | 0 | 0 | 0 | 0 |
| 32 | F | Jonathan Top | 0 | 0 | 0 | 0 | 0 | 0 | 0 | 0 | 0 | 0 | 0 | 0 | 0 |
| TEAM TOTALS | | | 34 | 34 | 3060 | 55 | 36 | 386 | 137 | 418 | 442 | 76 | 170 | 53 | 10 |
| OPPONENT TOTALS | | | 34 | 34 | 3060 | 45 | 41 | 492 | 162 | 442 | 418 | 44 | 167 | 63 | 5 |

GAME-WINNING GOALS: Fabian Castillo 4, Blas Perez 3, Je-Vaughn Watson 2, Mauro Diaz 2, David Texeira 1, Michel 1, Andres Escobar 1, Tesho Akindele 1.

GAME-WINNING ASSISTS: Tesho Akindele 2, Blas Perez 1, Michel 1, Stephen Keel 1, Matt Hedges 1, Andres Escobar 1, Mauro Diaz 1, Fabian Castillo 1.

PENALTY KICK GOALS/ATTEMPTS: Michel 5-5, Blas Perez 2-3, Fabian Castillo 0-1.

OWN GOALS RECEIVED: 2

| UNF | POS | GOALKEEPER | GP | GS | MIN | SHTS | SV | GA | GAA | PG | PA | W | L | T | SO |
|------------------------|-----|----------------|-----------|-----------|-------------|------------|------------|-----------|-------------|----------|----------|-----------|-----------|----------|----------|
| 1 | G | Raul Fernandez | 21 | 20 | 1818 | 95 | 66 | 25 | 1.24 | 3 | 4 | 9 | 8 | 3 | 4 |
| 18 | G | Chris Seitz | 14 | 14 | 1242 | 67 | 44 | 20 | 1.45 | 0 | 1 | 7 | 4 | 3 | 2 |
| TEAM TOTALS | | | 34 | 34 | 3060 | 162 | 110 | 45 | 1.32 | 3 | 5 | 16 | 12 | 6 | 6 |
| OPPONENT TOTALS | | | 34 | 34 | 3060 | 137 | 81 | 55 | 1.62 | 7 | 9 | 12 | 16 | 6 | 6 |

2013 SEASON

RECORD: 11-12-11 (44 points) | Head Coach: Schellas Hyndman

| UNF | POS | PLAYER | GP | GS | MIN | G | A | SHT | SOG | FC | FS | OFF | CK | C | E |
|-----|-----|------------------------|-----------|-----------|-------------|-----------|-----------|------------|------------|------------|------------|-----------|------------|-----------|----------|
| 7 | F | Blas Perez | 25 | 21 | 2019 | 11 | 3 | 56 | 29 | 39 | 48 | 16 | 0 | 5 | 1 |
| 33 | F | Kenny Cooper | 31 | 19 | 1741 | 6 | 1 | 45 | 21 | 22 | 24 | 23 | 0 | 2 | 1 |
| 10 | M | David Ferreira | 30 | 26 | 2419 | 3 | 9 | 32 | 10 | 24 | 76 | 5 | 64 | 4 | 0 |
| 31 | M | Michel | 31 | 26 | 2284 | 3 | 8 | 29 | 10 | 30 | 26 | 1 | 79 | 3 | 0 |
| 6 | M | Jackson | 30 | 29 | 2375 | 3 | 3 | 61 | 17 | 57 | 44 | 10 | 0 | 5 | 2 |
| 20 | M | Mauro Diaz | 10 | 5 | 423 | 3 | 2 | 11 | 6 | 3 | 8 | 1 | 17 | 0 | 0 |
| 4 | M | Andrew Jacobson | 27 | 27 | 2292 | 3 | 1 | 40 | 9 | 46 | 38 | 4 | 0 | 3 | 0 |
| 24 | D | Matt Hedges | 33 | 32 | 2793 | 3 | 0 | 13 | 4 | 19 | 16 | 1 | 0 | 1 | 0 |
| 11 | M | Fabian Castillo | 33 | 26 | 2176 | 2 | 6 | 45 | 16 | 30 | 21 | 17 | 8 | 7 | 0 |
| 27 | M | Je-Vaughn Watson | 24 | 15 | 1372 | 2 | 2 | 20 | 10 | 26 | 17 | 3 | 0 | 4 | 1 |
| 14 | D | George John | 24 | 24 | 2070 | 2 | 0 | 13 | 5 | 27 | 22 | 0 | 0 | 3 | 0 |
| 25 | D | Walker Zimmerman | 7 | 4 | 411 | 2 | 0 | 4 | 3 | 2 | 1 | 0 | 0 | 0 | 0 |
| 9 | M | Ramon Nunez | 10 | 0 | 253 | 1 | 3 | 11 | 3 | 2 | 4 | 0 | 2 | 0 | 0 |
| 5 | D | Jair Benitez | 31 | 28 | 2473 | 1 | 1 | 7 | 1 | 17 | 32 | 0 | 3 | 5 | 0 |
| 22 | D | Stephen Keel | 8 | 5 | 497 | 1 | 0 | 3 | 1 | 3 | 5 | 1 | 0 | 1 | 0 |
| 29 | F | Eric Hassli | 15 | 4 | 429 | 0 | 1 | 16 | 4 | 10 | 6 | 9 | 0 | 2 | 0 |
| 23 | D | Kellyn Acosta | 13 | 11 | 1004 | 0 | 0 | 6 | 0 | 12 | 10 | 0 | 1 | 2 | 0 |
| 13 | M | Bradlee Baladez | 1 | 0 | 27 | 0 | 0 | 0 | 0 | 2 | 0 | 0 | 0 | 0 | 0 |
| 12 | M | Erick | 9 | 8 | 652 | 0 | 0 | 7 | 0 | 13 | 16 | 0 | 0 | 1 | 0 |
| 1 | G | Raul Fernandez | 26 | 26 | 2340 | 0 | 0 | 1 | 0 | 0 | 3 | 0 | 0 | 1 | 0 |
| 17 | D | Zach Loyd | 25 | 24 | 2132 | 0 | 0 | 5 | 2 | 25 | 24 | 2 | 1 | 1 | 0 |
| 8 | M | Peter Luccin | 3 | 2 | 201 | 0 | 0 | 2 | 0 | 5 | 3 | 0 | 1 | 3 | 0 |
| 18 | G | Chris Seitz | 8 | 8 | 720 | 0 | 0 | 0 | 0 | 0 | 0 | 0 | 0 | 0 | 0 |
| 16 | D | Bobby Warshaw | 9 | 1 | 130 | 0 | 0 | 2 | 0 | 1 | 1 | 0 | 0 | 0 | 0 |
| 21 | D | London Woodberry | 8 | 3 | 363 | 0 | 0 | 1 | 1 | 1 | 3 | 0 | 0 | 1 | 0 |
| | G | Jesse Gonzalez | 0 | 0 | 0 | 0 | 0 | 0 | 0 | 0 | 0 | 0 | 0 | 0 | 0 |
| | D | Moises Hernandez | 0 | 0 | 0 | 0 | 0 | 0 | 0 | 0 | 0 | 0 | 0 | 0 | 0 |
| 40 | G | Richard Sanchez | 0 | 0 | 0 | 0 | 0 | 0 | 0 | 0 | 0 | 0 | 0 | 0 | 0 |
| 32 | F | Jonathan Top | 0 | 0 | 0 | 0 | 0 | 0 | 0 | 0 | 0 | 0 | 0 | 0 | 0 |
| 28 | M | Victor Ulloa | 0 | 0 | 0 | 0 | 0 | 0 | 0 | 0 | 0 | 0 | 0 | 0 | 0 |
| 30 | G | Kyle Zobeck | 0 | 0 | 0 | 0 | 0 | 0 | 0 | 0 | 0 | 0 | 0 | 0 | 0 |
| | | TEAM TOTALS | 34 | 34 | 3060 | 48 | 40 | 430 | 152 | 416 | 480 | 93 | 176 | 54 | 5 |
| | | OPPONENT TOTALS | 34 | 34 | 3060 | 52 | 46 | 438 | 165 | 480 | 416 | 66 | 169 | 54 | 6 |

GAME-WINNING GOALS: Fabian Castillo 2, Je-Vaughn Watson 1, Blas Perez 1, George John 1, Matt Hedges 1, Jackson 1, David Ferreira 1, Mauro Diaz 1, Kenny Cooper 1.

GAME-WINNING ASSISTS: Michel 3, David Ferreira 3, Ramon Nunez 1, Jackson 1, Fabian Castillo 1.

PENALTY KICK GOALS/ATTEMPTS: Kenny Cooper 2-3, Michel 1-1.

OWN GOALS RECEIVED: 2

| UNF | POS | GOALKEEPER | GP | GS | MIN | SHTS | SV | GA | GAA | PG | PA | W | L | T | SO |
|-----|-----|------------------------|-----------|-----------|-------------|------------|------------|------------|-------------|-------------|----------|-----------|-----------|-----------|-----------|
| 18 | G | Chris Seitz | 8 | 8 | 720 | 36 | 24 | 11 | 1.38 | 0 | 0 | 4 | 2 | 2 | 2 |
| 1 | G | Raul Fernandez | 26 | 26 | 2340 | 129 | 88 | 41 | 1.58 | 2 | 3 | 7 | 10 | 9 | 7 |
| | | TEAM TOTALS | 34 | 34 | 3060 | 165 | 112 | 52 | 1.53 | 2 | 3 | 11 | 12 | 11 | 9 |
| | | OPPONENT TOTALS | 34 | 34 | 3060 | 1 | 52 | 103 | 48 | 1.41 | 3 | 4 | 12 | 11 | 11 |

2012 SEASON

RECORD: 9-13-12 (39 points) | Head Coach: Schellas Hyndman

| UNF | POS | PLAYER | GP | GS | MIN | G | A | SHT | SOG | FC | FS | OFF | CK | C | E |
|------------------------|-----|------------------------|-----------|-----------|-------------|-----------|-----------|------------|------------|------------|------------|-----------|------------|-----------|----------|
| 9 | F | Blas Perez | 20 | 19 | 1705 | 9 | 4 | 53 | 23 | 33 | 37 | 18 | 0 | 3 | 1 |
| 7 | F | Fabian Castillo | 26 | 23 | 1892 | 6 | 3 | 36 | 19 | 20 | 22 | 14 | 8 | 7 | 0 |
| 6 | M | Jackson | 21 | 18 | 1732 | 4 | 7 | 56 | 14 | 46 | 36 | 6 | 9 | 4 | 0 |
| 20 | M | Brek Shea | 21 | 20 | 1747 | 3 | 2 | 55 | 20 | 28 | 20 | 14 | 0 | 1 | 0 |
| 24 | D | Matt Hedges | 28 | 23 | 2022 | 3 | 0 | 12 | 5 | 20 | 22 | 1 | 0 | 1 | 0 |
| 10 | M | David Ferreira | 17 | 16 | 1427 | 2 | 9 | 21 | 9 | 7 | 53 | 2 | 62 | 3 | 0 |
| 17 | D | Zach Loyd | 32 | 31 | 2696 | 2 | 3 | 15 | 3 | 36 | 31 | 0 | 0 | 4 | 2 |
| 31 | F | Scott Sealy | 16 | 8 | 641 | 2 | 0 | 16 | 6 | 8 | 7 | 8 | 0 | 0 | 0 |
| 11 | M | Ricardo Villar | 9 | 8 | 609 | 2 | 0 | 11 | 6 | 7 | 18 | 1 | 16 | 0 | 0 |
| 12 | M | Julian de Guzman (TOT) | 28 | 21 | 1957 | 1 | 5 | 32 | 5 | 37 | 23 | 1 | 0 | 6 | 0 |
| 12 | M | Julian de Guzman (DAL) | 12 | 10 | 929 | 1 | 2 | 9 | 2 | 15 | 12 | 0 | 0 | 2 | 0 |
| 5 | D | Jair Benitez | 28 | 27 | 2397 | 1 | 1 | 15 | 3 | 16 | 48 | 0 | 9 | 3 | 1 |
| 4 | M | Andrew Jacobson | 31 | 31 | 2597 | 1 | 1 | 40 | 8 | 47 | 46 | 3 | 0 | 6 | 0 |
| 32 | F | Jonathan Top | 4 | 1 | 101 | 1 | 1 | 2 | 2 | 3 | 1 | 0 | 0 | 0 | 0 |
| 3 | D | Ugo Ihemelu | 10 | 10 | 900 | 1 | 0 | 5 | 1 | 7 | 9 | 0 | 0 | 0 | 0 |
| 34 | F | Ruben Luna | 7 | 2 | 208 | 1 | 0 | 2 | 1 | 3 | 4 | 1 | 0 | 0 | 0 |
| 13 | D | Hernan Pertuz | 30 | 24 | 2116 | 1 | 0 | 7 | 2 | 22 | 10 | 0 | 0 | 0 | 0 |
| 22 | M | Carlos Rodriguez | 24 | 12 | 1303 | 1 | 0 | 14 | 5 | 24 | 30 | 2 | 0 | 1 | 0 |
| 8 | M | Bruno Guarda | 4 | 1 | 169 | 0 | 0 | 1 | 1 | 1 | 2 | 0 | 0 | 0 | 0 |
| 1 | G | Kevin Hartman | 30 | 30 | 2700 | 0 | 0 | 0 | 0 | 0 | 10 | 0 | 0 | 0 | 0 |
| 2 | M | Daniel Hernandez | 28 | 22 | 1938 | 0 | 0 | 12 | 2 | 38 | 24 | 0 | 41 | 4 | 2 |
| 14 | D | George John | 23 | 19 | 1756 | 0 | 0 | 12 | 3 | 25 | 21 | 0 | 0 | 4 | 0 |
| 21 | M | Bryan Leyva | 8 | 6 | 433 | 0 | 0 | 3 | 1 | 2 | 7 | 0 | 12 | 0 | 0 |
| 27 | M | James Marcelin (TOT) | 19 | 6 | 678 | 0 | 0 | 3 | 2 | 10 | 5 | 0 | 0 | 1 | 0 |
| 27 | M | James Marcelin (DAL) | 16 | 6 | 641 | 0 | 0 | 3 | 2 | 7 | 4 | 0 | 0 | 0 | 0 |
| 15 | D | Luis Perea | 2 | 0 | 15 | 0 | 0 | 0 | 0 | 0 | 0 | 0 | 0 | 0 | 0 |
| 18 | G | Chris Seitz | 4 | 4 | 360 | 0 | 0 | 0 | 0 | 0 | 0 | 0 | 0 | 0 | 0 |
| 16 | M | Bobby Warshaw | 6 | 2 | 298 | 0 | 0 | 2 | 1 | 3 | 4 | 0 | 0 | 0 | 0 |
| 23 | F | *Andrew Wiedeman | 5 | 1 | 113 | 0 | 0 | 1 | 1 | 2 | 2 | 2 | 2 | 0 | 0 |
| 29 | D | Moises Hernandez | 0 | 0 | 0 | 0 | 0 | 0 | 0 | 0 | 0 | 0 | 0 | 0 | 0 |
| 15 | F | Matias Jara | 0 | 0 | 0 | 0 | 0 | 0 | 0 | 0 | 0 | 0 | 0 | 0 | 0 |
| 35 | D | Alex Lee | 0 | 0 | 0 | 0 | 0 | 0 | 0 | 0 | 0 | 0 | 0 | 0 | 0 |
| 40 | G | Richard Sanchez | 0 | 0 | 0 | 0 | 0 | 0 | 0 | 0 | 0 | 0 | 0 | 0 | 0 |
| 28 | M | Victor Ulloa | 0 | 0 | 0 | 0 | 0 | 0 | 0 | 0 | 0 | 0 | 0 | 0 | 0 |
| TEAM TOTALS | | | 34 | 34 | 3060 | 42 | 33 | 403 | 140 | 420 | 504 | 72 | 160 | 43 | 6 |
| OPPONENT TOTALS | | | 34 | 34 | 3060 | 47 | 53 | 446 | 163 | 504 | 420 | 64 | 181 | 85 | 2 |

GAME-WINNING GOALS: David Ferreira 2, Fabian Castillo 2, Ricardo Villar 1, Brek Shea 1, Ugo Ihemelu 1, Julian de Guzman 1.**GAME-WINNING ASSISTS:** Blas Perez 2, Zach Loyd 2, Fabian Castillo 2, Brek Shea 1, Jackson 1, David Ferreira 1, Julian de Guzman 1.**PENALTY KICK GOALS/ATTEMPTS:** Brek Shea 2-2, Blas Perez 0-1, David Ferreira 0-1, Jair Benitez 0-1.**OWN GOALS RECEIVED:** 1

| UNF | POS | GOALKEEPER | GP | GS | MIN | SHTS | SV | GA | GAA | PG | PA | W | L | T | SO |
|------------------------|-----|---------------|-----------|-----------|-------------|------------|------------|-----------|-------------|----------|----------|-----------|-----------|-----------|----------|
| 18 | G | Chris Seitz | 4 | 4 | 360 | 15 | 10 | 5 | 1.25 | 0 | 1 | 0 | 2 | 2 | 0 |
| 1 | G | Kevin Hartman | 30 | 30 | 2700 | 148 | 98 | 42 | 1.40 | 2 | 5 | 9 | 11 | 10 | 6 |
| TEAM TOTALS | | | 34 | 34 | 3060 | 163 | 108 | 47 | 1.38 | 2 | 6 | 9 | 13 | 12 | 6 |
| OPPONENT TOTALS | | | 34 | 34 | 3060 | 140 | 93 | 42 | 1.24 | 2 | 5 | 13 | 9 | 12 | 7 |

2011 SEASON

RECORD: 15-12-7 (52 points) | Head Coach: Schellas Hyndman

| UNF | POS | PLAYER | GP | GS | MIN | G | A | SHT | SOG | FC | FS | OFF | CK | C | E |
|------------------------|-----|---------------------|-----------|-----------|-------------|-----------|-----------|------------|------------|------------|------------|-----------|------------|-----------|----------|
| 20 | D | Brek Shea | 31 | 30 | 2647 | 11 | 4 | 75 | 23 | 25 | 43 | 12 | 2 | 6 | 1 |
| 9 | F | Maicon Santos (TOT) | 30 | 24 | 1974 | 8 | 2 | 92 | 25 | 31 | 28 | 16 | 0 | 0 | 0 |
| 9 | F | Maicon Santos (DAL) | 11 | 9 | 726 | 2 | 1 | 40 | 11 | 11 | 12 | 8 | 0 | 0 | 0 |
| 18 | M | Marvin Chavez | 31 | 30 | 2521 | 6 | 4 | 66 | 28 | 38 | 53 | 21 | 34 | 4 | 0 |
| 6 | D | Jackson | 28 | 22 | 1952 | 4 | 2 | 53 | 16 | 39 | 22 | 9 | 2 | 8 | 1 |
| 10 | M | David Ferreira | 6 | 6 | 505 | 3 | 1 | 11 | 5 | 5 | 19 | 1 | 26 | 0 | 0 |
| 14 | D | George John | 31 | 31 | 2781 | 3 | 1 | 18 | 7 | 24 | 29 | 0 | 0 | 4 | 1 |
| 2 | M | Daniel Hernandez | 30 | 30 | 2668 | 2 | 4 | 29 | 4 | 47 | 38 | 0 | 18 | 6 | 0 |
| 15 | F | Fabian Castillo | 21 | 16 | 1355 | 2 | 3 | 28 | 8 | 11 | 9 | 23 | 5 | 0 | 0 |
| 3 | D | Ugo Ihemelu | 31 | 30 | 2726 | 2 | 2 | 10 | 3 | 28 | 24 | 0 | 0 | 6 | 0 |
| 4 | M | Andrew Jacobson | 27 | 22 | 1850 | 1 | 5 | 32 | 11 | 33 | 17 | 0 | 1 | 4 | 0 |
| 12 | D | Zach Loyd | 30 | 28 | 2416 | 1 | 4 | 8 | 1 | 37 | 44 | 2 | 0 | 4 | 0 |
| 12 | M | *Eric Avila | 13 | 5 | 515 | 1 | 2 | 7 | 2 | 5 | 13 | 0 | 10 | 0 | 0 |
| 7 | M | Daniel Cruz | 10 | 6 | 543 | 1 | 1 | 7 | 3 | 12 | 12 | 0 | 8 | 2 | 1 |
| 34 | F | Ruben Luna | 15 | 2 | 407 | 1 | 1 | 12 | 5 | 11 | 13 | 6 | 0 | 1 | 0 |
| 7 | F | Milton Rodriguez | 13 | 5 | 511 | 1 | 1 | 19 | 6 | 8 | 2 | 6 | 1 | 1 | 0 |
| 16 | D | Bobby Warshaw | 17 | 4 | 461 | 1 | 0 | 2 | 1 | 9 | 4 | 0 | 0 | 2 | 0 |
| 5 | D | Jair Benitez | 27 | 25 | 2231 | 0 | 3 | 15 | 2 | 23 | 33 | 1 | 1 | 2 | 0 |
| 17 | D | Jeremy Hall (TOT) | 21 | 19 | 1715 | 0 | 3 | 9 | 2 | 22 | 15 | 2 | 0 | 6 | 1 |
| 17 | D | Jeremy Hall (DAL) | 4 | 2 | 291 | 0 | 0 | 0 | 0 | 3 | 0 | 1 | 0 | 0 | 0 |
| 8 | M | Bruno Guarda | 11 | 5 | 500 | 0 | 2 | 6 | 1 | 9 | 7 | 0 | 0 | 2 | 0 |
| 11 | M | Ricardo Villar | 20 | 14 | 1317 | 0 | 2 | 23 | 6 | 24 | 26 | 2 | 55 | 2 | 0 |
| 1 | G | Kevin Hartman | 33 | 33 | 2970 | 0 | 1 | 0 | 0 | 0 | 3 | 0 | 0 | 0 | 0 |
| 25 | D | Jack Stewart | 2 | 1 | 109 | 0 | 1 | 0 | 0 | 0 | 0 | 0 | 0 | 0 | 0 |
| 24 | M | *Eric Alexander | 22 | 16 | 1218 | 0 | 0 | 17 | 2 | 11 | 4 | 1 | 0 | 0 | 0 |
| 13 | F | Maykel Galindo | 6 | 1 | 147 | 0 | 0 | 2 | 0 | 0 | 0 | 2 | 0 | 0 | 0 |
| 30 | G | Chris Seitz | 1 | 1 | 90 | 0 | 0 | 0 | 0 | 0 | 0 | 0 | 0 | 0 | 0 |
| 28 | M | Victor Ulloa | 1 | 0 | 9 | 0 | 0 | 0 | 0 | 0 | 0 | 0 | 0 | 0 | 0 |
| 23 | F | Andrew Wiedeman | 3 | 0 | 59 | 0 | 0 | 2 | 1 | 0 | 1 | 1 | 0 | 0 | 0 |
| 27 | D | Edson Edward | 0 | 0 | 0 | 0 | 0 | 0 | 0 | 0 | 0 | 0 | 0 | 0 | 0 |
| 29 | D | Moises Hernandez | 0 | 0 | 0 | 0 | 0 | 0 | 0 | 0 | 0 | 0 | 0 | 0 | 0 |
| 22 | G | Josh Lambo | 0 | 0 | 0 | 0 | 0 | 0 | 0 | 0 | 0 | 0 | 0 | 0 | 0 |
| 21 | M | Bryan Leyva | 0 | 0 | 0 | 0 | 0 | 0 | 0 | 0 | 0 | 0 | 0 | 0 | 0 |
| 40 | G | Richard Sanchez | 0 | 0 | 0 | 0 | 0 | 0 | 0 | 0 | 0 | 0 | 0 | 0 | 0 |
| 32 | F | Jonathan Top | 0 | 0 | 0 | 0 | 0 | 0 | 0 | 0 | 0 | 0 | 0 | 0 | 0 |
| TEAM TOTALS | | | 34 | 34 | 3060 | 42 | 45 | 482 | 146 | 413 | 456 | 96 | 163 | 54 | 4 |
| OPPONENT TOTALS | | | 34 | 34 | 3060 | 39 | 36 | 355 | 133 | 456 | 413 | 92 | 143 | 74 | 7 |

GAME-WINNING GOALS: Brek Shea 5, Marvin Chavez 3, Bobby Warshaw 1, Zach Loyd 1, Ugo Ihemelu 1, Daniel Hernandez 1, Jackson 1, Daniel Cruz 1, Eric Avila 1.

GAME-WINNING ASSISTS: Brek Shea 2, Zach Loyd 2, Andrew Jacobson 2, Daniel Hernandez 2, Fabian Castillo 2, Ricardo Villar 1, Milton Rodriguez 1, Ruben Luna 1, Kevin Hartman 1, Marvin Chavez 1, Jair Benitez 1.

PENALTY KICK GOALS/ATTEMPTS: Daniel Hernandez 1-1, David Ferreira 0-1.

| UNF | POS | GOALKEEPER | GP | GS | MIN | SHTS | SV | GA | GAA | PG | PA | W | L | T | SO |
|------------------------|-----|---------------|-----------|-----------|-------------|------------|------------|-----------|-------------|----------|----------|-----------|-----------|----------|-----------|
| 1 | G | Kevin Hartman | 33 | 33 | 2970 | 124 | 85 | 35 | 1.06 | 3 | 3 | 15 | 11 | 7 | 13 |
| 30 | G | Chris Seitz | 1 | 1 | 90 | 9 | 5 | 4 | 4.00 | 1 | 1 | 0 | 1 | 0 | 0 |
| TEAM TOTALS | | | 34 | 34 | 3060 | 133 | 90 | 39 | 1.15 | 4 | 4 | 15 | 12 | 7 | 13 |
| OPPONENT TOTALS | | | 34 | 34 | 3060 | 146 | 102 | 42 | 1.24 | 1 | 2 | 12 | 15 | 7 | 11 |

2010 SEASON

RECORD: 12-4-14 (50 points) | Head Coach: Schellas Hyndman

| UNF | POS | PLAYER | GP | GS | MIN | G | A | SHT | SOG | FC | FS | OFF | CK | C | E |
|------------------------|------|-------------------|-----------|-----------|-------------|-----------|-----------|------------|------------|------------|------------|-----------|------------|-----------|----------|
| 9 | F | Jeff Cunningham | 27 | 13 | 1464 | 11 | 1 | 58 | 25 | 8 | 13 | 27 | 0 | 0 | 0 |
| 10 | F-M | David Ferreira | 30 | 30 | 2699 | 8 | 13 | 54 | 26 | 34 | 84 | 11 | 99 | 4 | 0 |
| 20 | M | Brek Shea | 25 | 21 | 1797 | 5 | 4 | 39 | 19 | 18 | 13 | 10 | 2 | 2 | 1 |
| 7 | F | Milton Rodriguez | 13 | 13 | 835 | 5 | 1 | 23 | 10 | 7 | 6 | 14 | 0 | 1 | 0 |
| 16 | M-F | Atiba Harris | 29 | 28 | 2473 | 4 | 2 | 53 | 21 | 51 | 30 | 18 | 0 | 8 | 0 |
| 24 | M | Eric Alexander | 17 | 12 | 1054 | 2 | 3 | 15 | 6 | 6 | 4 | 1 | 0 | 1 | 0 |
| 18 | M | Marvin Chavez | 16 | 10 | 818 | 2 | 2 | 14 | 4 | 16 | 19 | 2 | 1 | 4 | 0 |
| 13 | M | Dax McCarty | 21 | 18 | 1604 | 1 | 2 | 18 | 6 | 17 | 25 | 1 | 25 | 4 | 0 |
| 12 | M | Eric Avila | 18 | 1 | 452 | 1 | 1 | 14 | 7 | 8 | 5 | 0 | 3 | 0 | 0 |
| 3 | D | Ugo Ihemelu | 19 | 18 | 1558 | 1 | 0 | 8 | 3 | 14 | 15 | 0 | 0 | 3 | 0 |
| 4 | D | Heath Pearce | 28 | 27 | 2414 | 0 | 6 | 31 | 2 | 21 | 9 | 0 | 27 | 5 | 0 |
| 5 | D | Jair Benitez | 28 | 28 | 2424 | 0 | 2 | 8 | 1 | 22 | 35 | 3 | 1 | 3 | 1 |
| 6 | D | Jackson Goncalves | 12 | 9 | 805 | 0 | 1 | 7 | 3 | 10 | 4 | 1 | 0 | 0 | 0 |
| 15 | D | Kyle Davies | 3 | 2 | 166 | 0 | 0 | 0 | 0 | 3 | 2 | 0 | 0 | 0 | 0 |
| 27 | D | Edson Edward | 1 | 0 | 5 | 0 | 0 | 0 | 0 | 0 | 0 | 0 | 0 | 0 | 0 |
| 8 | M | Bruno Guarda | 9 | 2 | 233 | 0 | 0 | 1 | 0 | 9 | 3 | 3 | 0 | 1 | 0 |
| 1 | GK | Kevin Hartman | 20 | 20 | 1755 | 0 | 0 | 0 | 0 | 0 | 1 | 0 | 0 | 0 | 0 |
| 2 | M | Daniel Hernandez | 24 | 24 | 2098 | 0 | 0 | 16 | 7 | 49 | 27 | 0 | 0 | 6 | 0 |
| 14 | D | George John | 25 | 25 | 2138 | 0 | 0 | 4 | 1 | 21 | 10 | 1 | 0 | 3 | 0 |
| 21 | M | Bryan Leyva | 1 | 0 | 13 | 0 | 0 | 0 | 0 | 0 | 0 | 0 | 0 | 0 | 0 |
| 19 | D | Zach Loyd | 24 | 19 | 1769 | 0 | 0 | 1 | 0 | 19 | 11 | 0 | 0 | 2 | 0 |
| 34 | F | Ruben Luna | 4 | 0 | 48 | 0 | 0 | 2 | 0 | 4 | 1 | 0 | 0 | 0 | 0 |
| 44 | GK | Dario Sala | 11 | 10 | 945 | 0 | 0 | 0 | 0 | 1 | 1 | 0 | 0 | 1 | 1 |
| 26 | D-M* | Anthony Wallace | 2 | 0 | 16 | 0 | 0 | 0 | 0 | 1 | 0 | 0 | 0 | 0 | 0 |
| 31 | F | Jason Yeisley | 5 | 0 | 39 | 0 | 0 | 1 | 0 | 0 | 1 | 1 | 0 | 0 | 0 |
| 22 | GK | Josh Lambo | 0 | 0 | 0 | 0 | 0 | 0 | 0 | 0 | 0 | 0 | 0 | 0 | 0 |
| 17 | F | Peri Marosevic | 0 | 0 | 0 | 0 | 0 | 0 | 0 | 0 | 0 | 0 | 0 | 0 | 0 |
| 23 | F | Andrew Wiedeman | 0 | 0 | 0 | 0 | 0 | 0 | 0 | 0 | 0 | 0 | 0 | 0 | 0 |
| TEAM TOTALS | | | 30 | 30 | 2700 | 42 | 38 | 367 | 141 | 339 | 352 | 93 | 158 | 48 | 3 |
| OPPONENT TOTALS | | | 30 | 30 | 2700 | 28 | 29 | 291 | 121 | 352 | 339 | 92 | 125 | 52 | 6 |

GAME-WINNING GOALS: Brek Shea 3, Jeff Cunningham 3, Milton Rodriguez 2, David Ferreira 2, Ugo Ihemelu 1, Eric Alexander 1.**GAME-WINNING ASSISTS:** David Ferreira 5, Brek Shea 2, Heath Pearce 2, Jair Benitez 2, (several players with one).**PENALTY KICK GOALS/ATTEMPTS:** David Ferreira 4-5, Jeff Cunningham 4-4.**OWN GOALS RECEIVED:** 2

| UNF | POS | GOALKEEPER | GP | GS | MIN | SHTS | SV | GA | GAA | PG | PA | W | L | T | SO |
|------------------------|-----|---------------|-----------|-----------|-------------|------------|-----------|-----------|-------------|----------|----------|-----------|-----------|-----------|-----------|
| 1 | GK | Kevin Hartman | 20 | 20 | 1755 | 71 | 56 | 12 | 0.62 | 1 | 2 | 10 | 1 | 8 | 9 |
| 44 | GK | Dario Sala | 11 | 10 | 945 | 50 | 34 | 16 | 1.52 | 1 | 2 | 2 | 3 | 6 | 1 |
| TEAM TOTALS | | | 30 | 30 | 2700 | 121 | 90 | 28 | 0.93 | 2 | 4 | 12 | 4 | 14 | 10 |
| OPPONENT TOTALS | | | 30 | 30 | 2700 | 141 | 98 | 42 | 1.40 | 8 | 9 | 4 | 12 | 14 | 4 |

2009 SEASON

RECORD: 11-13-6 (39 points) | Head Coach: Schellas Hyndman

| UNF | POS | PLAYER | GP | GS | MIN | G | A | SHT | SOG | FC | FS | OFF | CK | C | E |
|------------------------|-----|---------------------|-----------|-----------|-------------|-----------|-----------|------------|------------|------------|------------|------------|------------|-----------|----------|
| 9 | F | Jeff Cunningham | 28 | 23 | 1918 | 17 | 8 | 71 | 38 | 11 | 18 | 33 | 0 | 2 | 0 |
| 10 | M-F | David Ferreira | 30 | 30 | 2692 | 8 | 7 | 51 | 22 | 23 | 58 | 12 | 1 | 3 | 0 |
| 33 | F | Kenny Cooper | 15 | 15 | 1331 | 7 | 1 | 52 | 29 | 15 | 23 | 10 | 0 | 2 | 0 |
| 16 | M-F | Atiba Harris (TOT) | 26 | 25 | 2139 | 4 | 7 | 38 | 19 | 55 | 27 | 12 | 0 | 8 | 1 |
| 16 | M-F | Atiba Harris (DAL) | 12 | 12 | 1064 | 2 | 5 | 20 | 10 | 16 | 11 | 5 | 0 | 4 | 0 |
| 7 | M | Dave van den Bergh | 30 | 30 | 2446 | 3 | 11 | 35 | 14 | 13 | 20 | 1 | 107 | 2 | 0 |
| 13 | M | Dax McCarty | 28 | 27 | 2340 | 3 | 6 | 32 | 13 | 29 | 49 | 0 | 36 | 3 | 0 |
| 3 | D | *Drew Moor | 21 | 21 | 1890 | 3 | 0 | 18 | 6 | 19 | 15 | 0 | 0 | 2 | 1 |
| 11 | M | Andre Rocha | 22 | 14 | 1270 | 2 | 1 | 28 | 8 | 27 | 22 | 1 | 0 | 5 | 1 |
| 12 | M | Eric Avila | 18 | 0 | 332 | 1 | 2 | 5 | 3 | 2 | 3 | 0 | 0 | 0 | 0 |
| 3 | D | Ugo Ihemelu (TOT) | 28 | 27 | 2443 | 1 | 2 | 13 | 5 | 39 | 27 | 1 | 0 | 9 | 1 |
| 3 | D | Ugo Ihemelu (DAL) | 8 | 8 | 720 | 1 | 0 | 5 | 3 | 10 | 5 | 1 | 0 | 3 | 0 |
| 14 | D | George John | 16 | 15 | 1162 | 1 | 0 | 4 | 2 | 12 | 7 | 0 | 0 | 2 | 0 |
| 6 | D-M | Pablo Ricchetti | 22 | 22 | 1965 | 1 | 0 | 5 | 1 | 23 | 15 | 0 | 0 | 7 | 0 |
| 20 | M-D | Brek Shea | 19 | 7 | 727 | 0 | 4 | 12 | 6 | 8 | 8 | 9 | 0 | 0 | 0 |
| 5 | D | Jair Benitez | 13 | 13 | 1155 | 0 | 1 | 2 | 0 | 10 | 22 | 0 | 0 | 2 | 0 |
| 2 | M-D | Daniel Hernandez | 7 | 5 | 526 | 0 | 1 | 3 | 0 | 13 | 6 | 0 | 0 | 1 | 0 |
| 24 | D | Heath Pearce | 6 | 5 | 478 | 0 | 1 | 6 | 1 | 6 | 2 | 0 | 0 | 1 | 0 |
| 5 | D-M | Marcelo Saragosa | 9 | 8 | 616 | 0 | 1 | 2 | 1 | 13 | 13 | 0 | 0 | 3 | 1 |
| 30 | GK | Ray Burse | 17 | 16 | 1503 | 0 | 0 | 0 | 0 | 0 | 5 | 0 | 0 | 1 | 0 |
| 17 | M | Marvin Chavez | 7 | 3 | 233 | 0 | 0 | 2 | 0 | 6 | 4 | 1 | 0 | 1 | 0 |
| 15 | D | Kyle Davies (TOT) | 11 | 10 | 795 | 0 | 0 | 2 | 2 | 6 | 5 | 0 | 0 | 0 | 0 |
| 15 | D | Kyle Davies (DAL) | 11 | 10 | 795 | 0 | 0 | 2 | 2 | 6 | 5 | 0 | 0 | 0 | 0 |
| 2 | D-M | Michael Dello-Russo | 2 | 2 | 162 | 0 | 0 | 0 | 0 | 1 | 1 | 0 | 0 | 0 | 0 |
| 8 | M | Bruno Guarda | 4 | 2 | 217 | 0 | 0 | 2 | 1 | 7 | 5 | 0 | 0 | 2 | 0 |
| 18 | F | Peri Marosevic | 4 | 0 | 47 | 0 | 0 | 1 | 0 | 1 | 1 | 0 | 0 | 0 | 0 |
| 17 | D | *Aaron Pitchkolan | 1 | 0 | 45 | 0 | 0 | 0 | 0 | 2 | 0 | 0 | 0 | 1 | 0 |
| 25 | D | Steve Purdy | 5 | 4 | 338 | 0 | 0 | 2 | 0 | 2 | 1 | 0 | 0 | 1 | 0 |
| 44 | GK | Dario Sala | 14 | 14 | 1195 | 0 | 0 | 2 | 1 | 2 | 3 | 0 | 0 | 2 | 1 |
| 21 | F-M | Alvaro Sanchez | 3 | 2 | 197 | 0 | 0 | 4 | 2 | 0 | 1 | 0 | 2 | 0 | 0 |
| 4 | D | Daniel Torres | 15 | 8 | 886 | 0 | 0 | 1 | 0 | 10 | 7 | 0 | 0 | 1 | 1 |
| 19 | D | Blake Wagner | 15 | 8 | 789 | 0 | 0 | 5 | 0 | 10 | 14 | 0 | 0 | 1 | 0 |
| 26 | D-M | Anthony Wallace | 7 | 6 | 498 | 0 | 0 | 4 | 1 | 2 | 1 | 1 | 0 | 0 | 0 |
| 22 | GK | Josh Lambo | 0 | 0 | 0 | 0 | 0 | 0 | 0 | 0 | 0 | 0 | 0 | 0 | 0 |
| TEAM TOTALS | | | 30 | 30 | 2700 | 50 | 49 | 376 | 164 | 299 | 362 | 74 | 146 | 52 | 5 |
| OPPONENT TOTALS | | | 30 | 30 | 2700 | 47 | 42 | 367 | 155 | 362 | 299 | 106 | 156 | 61 | 7 |

GAME-WINNING GOALS: Jeff Cunningham 7, Kenny Cooper 2, Ugo Ihemelu 1, Atiba Harris 1**GAME-WINNING ASSISTS:** Dave van den Bergh 3, Dax McCarty 3, Atiba Harris 3, David Ferreira 3, Jair Benitez 1**PENALTY KICK GOALS/ATTEMPTS:** Jeff Cunningham 1-3, Kenny Cooper 2-2**OWN GOALS RECEIVED:** 1

| UNF | POS | GOALKEEPER | GP | GS | MIN | SHTS | SV | GA | GAA | PG | PA | W | L | T | SO |
|------------------------|-----|------------|-----------|-----------|-------------|------------|------------|-----------|-------------|----------|----------|-----------|-----------|----------|----------|
| 1 | GK | Dario Sala | 14 | 14 | 1195 | 63 | 43 | 20 | 1.51 | 2 | 2 | 7 | 5 | 1 | 4 |
| 30 | GK | Ray Burse | 17 | 16 | 1503 | 92 | 62 | 27 | 1.62 | 2 | 2 | 4 | 8 | 5 | 1 |
| TEAM TOTALS | | | 30 | 30 | 2700 | 155 | 105 | 47 | 1.57 | 4 | 4 | 11 | 13 | 6 | 5 |
| OPPONENT TOTALS | | | 30 | 30 | 2700 | 164 | 111 | 50 | 1.67 | 3 | 5 | 13 | 11 | 6 | 5 |

2008 SEASON

RECORD: 8-10-12 (36 pts) | Head Coach: Schellas Hyndman, Marco Ferruzzi, Steve Morrow

| UNF | POS | PLAYER | GP | GS | MIN | G | A | SHT | SOG | FC | FS | OFF | CK | C | E |
|------------------------|-----|----------------------|-----------|-----------|-------------|-----------|-----------|------------|------------|------------|------------|-----------|------------|-----------|----------|
| 33 | F | Kenny Cooper | 30 | 30 | 2622 | 18 | 3 | 119 | 60 | 36 | 48 | 39 | 0 | 1 | 0 |
| 9 | F | Jeff Cunningham(DAL) | 11 | 11 | 951 | 5 | 2 | 24 | 12 | 7 | 8 | 20 | 0 | 1 | 0 |
| 25 | F | Dominic Oduro | 25 | 9 | 992 | 5 | 2 | 28 | 16 | 9 | 18 | 7 | 0 | 0 | 0 |
| 11 | M | Andre Rocha | 27 | 26 | 2151 | 3 | 8 | 47 | 21 | 52 | 22 | 1 | 60 | 6 | 1 |
| 12 | F | *Arturo Alvarez | 16 | 10 | 931 | 3 | 3 | 22 | 11 | 8 | 9 | 7 | 4 | 2 | 0 |
| 7 | F | *Abe Thompson | 13 | 4 | 427 | 3 | 1 | 12 | 8 | 7 | 2 | 5 | 0 | 0 | 0 |
| 8 | M | Juan Toja | 16 | 15 | 1283 | 2 | 2 | 21 | 13 | 32 | 23 | 4 | 0 | 3 | 0 |
| 14 | D | Drew Moor | 27 | 27 | 2430 | 2 | 1 | 18 | 5 | 17 | 29 | 0 | 0 | 5 | 0 |
| 5 | M | Marcelo Saragosa | 25 | 23 | 1809 | 1 | 2 | 14 | 4 | 41 | 34 | 1 | 0 | 8 | 1 |
| 8 | M | Bruno Guarda | 12 | 9 | 822 | 1 | 1 | 10 | 6 | 17 | 21 | 4 | 3 | 2 | 0 |
| 17 | D | Aaron Pitchkolan | 21 | 15 | 1345 | 1 | 0 | 6 | 4 | 12 | 8 | 1 | 0 | 2 | 1 |
| 12 | M | Victor Sikora | 5 | 4 | 274 | 1 | 0 | 4 | 1 | 5 | 7 | 1 | 6 | 1 | 0 |
| 15 | D | Adrian Serieux | 24 | 24 | 1926 | 0 | 4 | 8 | 0 | 22 | 35 | 0 | 0 | 3 | 1 |
| 6 | M | Pablo Ricchetti | 27 | 25 | 2252 | 0 | 3 | 10 | 2 | 34 | 16 | 0 | 0 | 5 | 2 |
| 24 | M | Eric Avila | 14 | 3 | 508 | 0 | 2 | 4 | 1 | 8 | 10 | 0 | 2 | 1 | 0 |
| 13 | M | Dax McCarty | 17 | 8 | 821 | 0 | 2 | 2 | 2 | 3 | 7 | 2 | 27 | 1 | 0 |
| 4 | D | Duilio Davino | 23 | 22 | 1958 | 0 | 1 | 5 | 2 | 14 | 6 | 0 | 0 | 3 | 0 |
| 19 | M | Bobby Rhine | 7 | 6 | 472 | 0 | 1 | 7 | 2 | 7 | 10 | 0 | 7 | 2 | 1 |
| 10 | F | Ricardinho | 7 | 1 | 137 | 0 | 1 | 6 | 3 | 6 | 7 | 1 | 1 | 0 | 0 |
| 28 | M | Chase Wileman | 2 | 0 | 47 | 0 | 1 | 1 | 0 | 0 | 0 | 0 | 0 | 0 | 0 |
| 30 | GK | Ray Burse | 2 | 2 | 180 | 0 | 0 | 0 | 0 | 0 | 0 | 0 | 0 | 0 | 0 |
| 2 | D | Michael Dello-Russo | 8 | 1 | 288 | 0 | 0 | 5 | 2 | 5 | 2 | 1 | 7 | 0 | 0 |
| 44 | GK | Dario Sala | 28 | 28 | 2520 | 0 | 0 | 0 | 0 | 3 | 8 | 0 | 0 | 3 | 0 |
| 20 | M-D | Brek Shea | 2 | 0 | 17 | 0 | 0 | 0 | 0 | 1 | 0 | 0 | 0 | 1 | 0 |
| 23 | D | Blake Wagner | 24 | 23 | 2068 | 0 | 0 | 6 | 0 | 22 | 29 | 1 | 0 | 2 | 0 |
| 26 | M | Anthony Wallace | 5 | 4 | 259 | 0 | 0 | 0 | 0 | 2 | 2 | 0 | 0 | 0 | 0 |
| 31 | M | Jamie Watson | 1 | 0 | 11 | 0 | 0 | 0 | 0 | 1 | 0 | 0 | 0 | 0 | 0 |
| 27 | D | Andrew Daniels | 0 | 0 | 0 | 0 | 0 | 0 | 0 | 0 | 0 | 0 | 0 | 0 | 0 |
| 22 | GK | Josh Lambo | 0 | 0 | 0 | 0 | 0 | 0 | 0 | 0 | 0 | 0 | 0 | 0 | 0 |
| 32 | F | Jeff Rowland | 0 | 0 | 0 | 0 | 0 | 0 | 0 | 0 | 0 | 0 | 0 | 0 | 0 |
| 29 | F | Spencer Wadsworth | 0 | 0 | 0 | 0 | 0 | 0 | 0 | 0 | 0 | 0 | 0 | 0 | 0 |
| 16 | D | David Wagenfuhr | 0 | 0 | 0 | 0 | 0 | 0 | 0 | 0 | 0 | 0 | 0 | 0 | 0 |
| TEAM TOTALS | | | 30 | 30 | 2700 | 45 | 40 | 379 | 175 | 371 | 380 | 95 | 117 | 52 | 7 |
| OPPONENT TOTALS | | | 30 | 30 | 2700 | 41 | 44 | 373 | 147 | 380 | 371 | 65 | 174 | 47 | 6 |

GAME-WINNING GOALS: Kenny Cooper 4, Andre Rocha 1, Aaron Pitchkolan 1, Dominic Oduro 1, Arturo Alvarez 1.**GAME-WINNING ASSISTS:** Andre Rocha 4, Dax McCarty 1, Ricardinho 1.**PENALTY KICK GOALS/ATTEMPTS:** Kenny Cooper 4-4.

| UNF | POS | GOALKEEPER | GP | GS | MIN | SHTS | SV | GA | GAA | PG | PA | W | L | T | SO |
|------------------------|-----|------------|-----------|-----------|-------------|------------|------------|-----------|-------------|----------|----------|-----------|-----------|-----------|----------|
| 44 | GK | Dario Sala | 28 | 28 | 2520 | 131 | 92 | 37 | 1.32 | 1 | 1 | 8 | 8 | 12 | 7 |
| 30 | GK | Ray Burse | 2 | 2 | 180 | 16 | 12 | 4 | 2.00 | 1 | 1 | 0 | 2 | 0 | 0 |
| TEAM TOTALS | | | 30 | 30 | 2700 | 147 | 104 | 41 | 1.37 | 2 | 2 | 8 | 10 | 12 | 7 |
| OPPONENT TOTALS | | | 30 | 30 | 2700 | 175 | 126 | 45 | 1.50 | 4 | 4 | 10 | 8 | 12 | 4 |

2007 SEASON

RECORD: 13-12-5 (44 points) | Head Coach: Steve Morrow

| UNF | POS | PLAYER | GP | GS | MIN | G | A | SHT | SOG | FC | FS | OFF | CK | C | E |
|------------------------|-----|---------------------|-----------|-----------|-------------|-----------|-----------|------------|------------|------------|------------|------------|------------|-----------|----------|
| 0 | F | Carlos Ruiz | 22 | 19 | 1722 | 7 | 2 | 59 | 25 | 46 | 41 | 23 | 0 | 9 | 1 |
| 8 | M | Juan Toja | 27 | 27 | 2388 | 6 | 1 | 33 | 16 | 83 | 41 | 6 | 2 | 4 | 0 |
| 7 | F | Abe Thompson | 24 | 15 | 1227 | 5 | 4 | 19 | 11 | 14 | 10 | 13 | 0 | 2 | 0 |
| 33 | F | Kenny Cooper | 14 | 12 | 1068 | 4 | 2 | 33 | 16 | 16 | 19 | 9 | 0 | 0 | 0 |
| 12 | M | Arturo Alvarez | 27 | 21 | 1898 | 3 | 3 | 61 | 30 | 35 | 34 | 5 | 44 | 2 | 0 |
| 10 | M | *Ramon Nunez | 13 | 10 | 1001 | 3 | 2 | 36 | 12 | 6 | 23 | 0 | 27 | 0 | 0 |
| 25 | F | Dominic Oduro | 29 | 10 | 1163 | 3 | 2 | 24 | 13 | 16 | 23 | 17 | 0 | 3 | 0 |
| 14 | D | Drew Moor | 28 | 28 | 2495 | 2 | 0 | 7 | 3 | 17 | 30 | 1 | 1 | 3 | 0 |
| 13 | M | Dax McCarty | 25 | 18 | 1604 | 1 | 7 | 13 | 5 | 12 | 46 | 0 | 25 | 0 | 0 |
| 4 | D | Chris Gbandi | 21 | 19 | 1701 | 1 | 2 | 5 | 3 | 24 | 11 | 2 | 1 | 7 | 1 |
| 11 | D | Clarence Goodson | 27 | 27 | 2297 | 1 | 1 | 9 | 5 | 36 | 37 | 0 | 0 | 6 | 0 |
| 10 | M | Denilson | 8 | 7 | 606 | 1 | 0 | 14 | 4 | 10 | 21 | 2 | 15 | 3 | 0 |
| 6 | M | Pablo Ricchetti | 19 | 19 | 1600 | 0 | 3 | 6 | 2 | 31 | 18 | 0 | 0 | 7 | 0 |
| 5 | M | Marcelo Saragosa | 13 | 10 | 800 | 0 | 2 | 3 | 1 | 33 | 17 | 0 | 0 | 4 | 1 |
| 34 | F | Ricardinho | 8 | 3 | 279 | 0 | 1 | 5 | 2 | 5 | 7 | 3 | 0 | 0 | 0 |
| 30 | GK | Ray Burse | 6 | 6 | 540 | 0 | 0 | 0 | 0 | 0 | 1 | 0 | 0 | 0 | 0 |
| 22 | D | Michael Dello-Russo | 1 | 1 | 90 | 0 | 0 | 0 | 0 | 0 | 0 | 0 | 0 | 0 | 0 |
| 1 | GK | Shaka Hislop | 6 | 6 | 540 | 0 | 0 | 0 | 0 | 0 | 0 | 0 | 0 | 0 | 0 |
| 17 | M-D | Aaron Pitchkolan | 16 | 11 | 1142 | 0 | 0 | 6 | 1 | 21 | 4 | 1 | 0 | 4 | 0 |
| 19 | D | Bobby Rhine | 19 | 7 | 862 | 0 | 0 | 5 | 1 | 6 | 9 | 0 | 0 | 2 | 1 |
| 48 | GK | Dario Sala | 18 | 18 | 1620 | 0 | 0 | 0 | 0 | 0 | 4 | 0 | 0 | 3 | 0 |
| 15 | D | Adrian Serieux | 10 | 10 | 806 | 0 | 0 | 6 | 2 | 16 | 11 | 0 | 0 | 1 | 0 |
| 16 | D | David Wagenfuhr | 13 | 10 | 828 | 0 | 0 | 1 | 0 | 16 | 9 | 0 | 0 | 1 | 0 |
| 23 | D | Blake Wagner | 1 | 1 | 90 | 0 | 0 | 0 | 0 | 0 | 0 | 0 | 0 | 0 | 0 |
| 26 | M | Anthony Wallace | 1 | 1 | 69 | 0 | 0 | 0 | 0 | 2 | 0 | 0 | 0 | 0 | 0 |
| 21 | D | Alex Yi | 15 | 14 | 1178 | 0 | 0 | 5 | 2 | 20 | 7 | 0 | 0 | 3 | 0 |
| 24 | M | Sebastian Botero | 0 | 0 | 0 | 0 | 0 | 0 | 0 | 0 | 0 | 0 | 0 | 0 | 0 |
| 27 | D | Andrew Daniels | 0 | 0 | 0 | 0 | 0 | 0 | 0 | 0 | 0 | 0 | 0 | 0 | 0 |
| 31 | M | Sandy Gbandi | 0 | 0 | 0 | 0 | 0 | 0 | 0 | 0 | 0 | 0 | 0 | 0 | 0 |
| 0 | F | Fuad Ibrahim | 0 | 0 | 0 | 0 | 0 | 0 | 0 | 0 | 0 | 0 | 0 | 0 | 0 |
| 29 | M | Scott Jones | 0 | 0 | 0 | 0 | 0 | 0 | 0 | 0 | 0 | 0 | 0 | 0 | 0 |
| 28 | M | Chase Wileman | 0 | 0 | 0 | 0 | 0 | 0 | 0 | 0 | 0 | 0 | 0 | 0 | 0 |
| TEAM TOTALS | | | 30 | 30 | 2700 | 37 | 32 | 350 | 154 | 465 | 445 | 82 | 115 | 64 | 4 |
| OPPONENT TOTALS | | | 30 | 30 | 2700 | 44 | 43 | 381 | 158 | 445 | 465 | 100 | 175 | 57 | 4 |

GAME-WINNING GOALS: Juan Toja 3, Abe Thompson 2, Ramon Nunez 2, Six players tied with 1.**GAME-WINNING ASSISTS:** Ramon Nunez 2, Dax McCarty 2, Abe Thompson 1, Marcelo Saragosa 1, Pablo Ricchetti 1, Ricardinho 1, Arturo Alvarez 1.**PENALTY KICK GOALS/ATTEMPTS:** Abe Thompson 2-2, Carlos Ruiz 1-1, Denilson 1-1, Kenny Cooper 1-1.

| UNF | POS | GOALKEEPER | GP | GS | MIN | SHTS | SV | GA | GAA | PG | PA | W | L | T | SO |
|------------------------|-----|--------------|-----------|-----------|-------------|------------|------------|-----------|-------------|----------|----------|-----------|-----------|----------|-----------|
| 30 | GK | Ray Burse | 6 | 6 | 540 | 29 | 23 | 6 | 1.00 | 1 | 1 | 3 | 2 | 1 | 2 |
| 1 | GK | Shaka Hislop | 6 | 6 | 540 | 32 | 23 | 9 | 1.50 | 0 | 0 | 2 | 3 | 1 | 0 |
| 48 | GK | Dario Sala | 18 | 18 | 1620 | 97 | 64 | 29 | 1.61 | 2 | 2 | 8 | 7 | 3 | 5 |
| TEAM TOTALS | | | 30 | 30 | 2700 | 158 | 110 | 44 | 1.47 | 3 | 3 | 13 | 12 | 5 | 7 |
| OPPONENT TOTALS | | | 30 | 30 | 2700 | 154 | 112 | 37 | 1.23 | 5 | 5 | 12 | 13 | 5 | 11 |

2006 SEASON

RECORD: 16-12-4 (52 points) | Head Coach: Colin Clarke

| UNF | POS | PLAYER | GP | GS | MIN | G | A | SHT | SOG | FC | FS | OFF | CK | C | E |
|------------------------|-----|---------------------|-----------|-----------|-------------|-----------|-----------|------------|------------|------------|------------|------------|------------|-----------|----------|
| 20 | F | Carlos Ruiz | 27 | 25 | 2113 | 13 | 5 | 54 | 29 | 54 | 72 | 32 | 2 | 6 | 0 |
| 33 | F | Kenny Cooper | 31 | 29 | 2453 | 11 | 4 | 65 | 30 | 39 | 59 | 23 | 2 | 3 | 0 |
| 10 | M | Ramon Nunez | 25 | 20 | 1661 | 6 | 4 | 51 | 15 | 15 | 35 | 5 | 26 | 4 | 0 |
| 12 | M | Arturo Alvarez | 19 | 6 | 578 | 3 | 1 | 17 | 11 | 14 | 6 | 2 | 10 | 2 | 0 |
| 9 | F | Roberto Mina | 16 | 9 | 883 | 3 | 1 | 26 | 14 | 24 | 21 | 3 | 1 | 2 | 0 |
| 7 | F | Abe Thompson | 14 | 7 | 674 | 2 | 6 | 10 | 5 | 12 | 6 | 17 | 0 | 2 | 0 |
| 19 | D | Bobby Rhine | 30 | 30 | 2593 | 2 | 2 | 13 | 5 | 23 | 26 | 0 | 0 | 7 | 1 |
| 6 | M | Ronnie O'Brien | 27 | 26 | 2331 | 1 | 11 | 69 | 24 | 45 | 24 | 7 | 39 | 4 | 0 |
| 8 | M | Richard Mulrooney | 25 | 23 | 2075 | 1 | 9 | 12 | 5 | 21 | 29 | 4 | 29 | 1 | 0 |
| 3 | D | Greg Vanney | 28 | 28 | 2510 | 1 | 2 | 9 | 3 | 23 | 9 | 0 | 2 | 3 | 0 |
| 14 | D | Drew Moor | 27 | 26 | 2280 | 1 | 1 | 12 | 5 | 25 | 20 | 2 | 0 | 6 | 0 |
| 15 | M | Mark Wilson | 12 | 7 | 582 | 1 | 1 | 7 | 2 | 7 | 9 | 0 | 0 | 0 | 0 |
| 25 | F | Dominic Oduro | 16 | 3 | 413 | 1 | 0 | 9 | 3 | 10 | 6 | 5 | 0 | 0 | 0 |
| 27 | M | Aaron Pitchkolan | 10 | 0 | 94 | 1 | 0 | 2 | 1 | 3 | 0 | 0 | 0 | 1 | 0 |
| 16 | D | David Wagenfuhr | 13 | 5 | 495 | 1 | 0 | 6 | 2 | 13 | 7 | 0 | 0 | 0 | 0 |
| 4 | D | Chris Gbandi | 28 | 27 | 2393 | 0 | 2 | 14 | 7 | 25 | 28 | 4 | 0 | 3 | 1 |
| 48 | GK | Dario Sala | 28 | 28 | 2475 | 0 | 1 | 0 | 0 | 1 | 4 | 0 | 0 | 3 | 0 |
| 17 | M | Simo Valakari | 31 | 30 | 2608 | 0 | 1 | 10 | 3 | 81 | 23 | 0 | 0 | 6 | 0 |
| 00 | GK | Jeff Cassar | 1 | 0 | 45 | 0 | 0 | 0 | 0 | 0 | 0 | 0 | 0 | 0 | 0 |
| 11 | D | Clarence Goodson | 13 | 9 | 866 | 0 | 0 | 8 | 3 | 11 | 8 | 1 | 1 | 3 | 0 |
| 1 | GK | Shaka Hislop | 4 | 4 | 360 | 0 | 0 | 0 | 0 | 0 | 0 | 0 | 0 | 0 | 0 |
| 13 | M | Dax McCarty | 2 | 0 | 12 | 0 | 0 | 0 | 0 | 2 | 0 | 0 | 0 | 0 | 0 |
| 24 | M | Justin Moore | 2 | 1 | 159 | 0 | 0 | 0 | 0 | 1 | 1 | 0 | 0 | 0 | 0 |
| 5 | M | *Marcelo Saragosa | 7 | 3 | 291 | 0 | 0 | 2 | 0 | 13 | 8 | 0 | 0 | 0 | 0 |
| 21 | D | Alex Yi | 11 | 6 | 667 | 0 | 0 | 2 | 1 | 14 | 3 | 0 | 0 | 2 | 0 |
| 30 | GK | Ray Burse | 0 | 0 | 0 | 0 | 0 | 0 | 0 | 0 | 0 | 0 | 0 | 0 | 0 |
| 22 | D | Michael Dello-Russo | 0 | 0 | 0 | 0 | 0 | 0 | 0 | 0 | 0 | 0 | 0 | 0 | 0 |
| 18 | F | Alex Smith | 0 | 0 | 0 | 0 | 0 | 0 | 0 | 0 | 0 | 0 | 0 | 0 | 0 |
| 23 | D | Blake Wagner | 0 | 0 | 0 | 0 | 0 | 0 | 0 | 0 | 0 | 0 | 0 | 0 | 0 |
| TEAM TOTALS | | | 32 | 32 | 2880 | 48 | 51 | 398 | 168 | 476 | 419 | 105 | 112 | 58 | 2 |
| OPPONENT TOTALS | | | 32 | 32 | 2880 | 44 | 44 | 379 | 157 | 426 | 458 | 123 | 150 | 41 | 4 |

GAME-WINNING GOALS: Kenny Cooper 6, Carlos Ruiz 2, Ramon Nunez 2, Six players tied with 1.**GAME-WINNING ASSISTS:** Ronnie O'Brien 4, Richard Mulrooney 4, Abe Thompson 2, Bobby Rhine 2, Chris Gbandi 2, Four players tied with 1.**PENALTY KICK GOALS/ATTEMPTS:** None

| UNF | POS | GOALKEEPER | GP | GS | MIN | SHTS | SV | GA | GAA | PG | PA | W | L | T | SO |
|------------------------|-----|--------------|-----------|-----------|-------------|------------|------------|-----------|-------------|----------|----------|-----------|-----------|----------|----------|
| 00 | GK | Jeff Cassar | 1 | 0 | 45 | 3 | 3 | 0 | 0.00 | 0 | 0 | 0 | 0 | 0 | 0 |
| 48 | GK | Dario Sala | 28 | 28 | 2475 | 129 | 93 | 34 | 1.24 | 1 | 1 | 14 | 10 | 4 | 5 |
| 1 | GK | Shaka Hislop | 4 | 4 | 360 | 25 | 13 | 10 | 2.50 | 0 | 0 | 2 | 2 | 0 | 0 |
| TEAM TOTALS | | | 32 | 32 | 2880 | 157 | 109 | 44 | 1.38 | 1 | 1 | 16 | 12 | 4 | 6 |
| OPPONENT TOTALS | | | 32 | 32 | 2880 | 168 | 115 | 48 | 1.50 | 0 | 0 | 12 | 16 | 4 | 7 |

2005 SEASON

RECORD: 13-10-9 (48 points) | Head Coach: Colin Clarke

| UNF | POS | PLAYER | GP | GS | MIN | G | A | SHT | SOG | FC | FS | OFF | CK | C | E |
|------------------------|-----|-------------------|-----------|-----------|-------------|-----------|-----------|------------|------------|------------|------------|-----------|------------|-----------|----------|
| 20 | F | Carlos Ruiz | 19 | 18 | 1549 | 11 | 2 | 63 | 30 | 38 | 47 | 36 | 1 | 2 | 0 |
| 9 | F | Roberto Mina | 21 | 15 | 1270 | 7 | 4 | 35 | 13 | 47 | 23 | 12 | 5 | 2 | 0 |
| 6 | M | Ronnie O'Brien | 28 | 28 | 2512 | 6 | 12 | 83 | 37 | 58 | 47 | 3 | 44 | 8 | 0 |
| 11 | M | Ramon Nunez | 21 | 12 | 1141 | 5 | 3 | 49 | 22 | 9 | 21 | 1 | 35 | 1 | 0 |
| 7 | F | Eddie Johnson | 15 | 13 | 1180 | 5 | 2 | 30 | 12 | 19 | 25 | 11 | 1 | 1 | 0 |
| 25 | F | Abe Thompson | 18 | 6 | 674 | 4 | 0 | 19 | 10 | 10 | 8 | 10 | 0 | 0 | 0 |
| 27 | M | Aaron Pitchkolan | 20 | 15 | 1442 | 3 | 1 | 16 | 7 | 29 | 22 | 4 | 0 | 3 | 0 |
| 19 | D | Bobby Rhine | 28 | 27 | 2438 | 2 | 8 | 25 | 9 | 32 | 22 | 1 | 1 | 4 | 0 |
| 12 | M-F | Arturo Alvarez | 24 | 15 | 1285 | 2 | 4 | 31 | 14 | 33 | 13 | 6 | 38 | 2 | 0 |
| 18 | M | Richard Mulrooney | 7 | 7 | 574 | 2 | 2 | 7 | 2 | 8 | 12 | 1 | 20 | 1 | 0 |
| 26 | D | Clarence Goodson | 29 | 28 | 2488 | 2 | 1 | 18 | 9 | 40 | 29 | 3 | 0 | 9 | 0 |
| 4 | D | Chris Gbandi | 17 | 17 | 1519 | 1 | 1 | 14 | 7 | 18 | 13 | 3 | 0 | 7 | 0 |
| 8 | M | Oscar Pareja | 18 | 6 | 646 | 1 | 1 | 9 | 6 | 17 | 16 | 1 | 1 | 3 | 0 |
| 3 | M | Carey Talley | 20 | 14 | 1092 | 0 | 3 | 11 | 4 | 17 | 16 | 2 | 0 | 2 | 1 |
| 16 | D | David Wagenfuhr | 19 | 15 | 1369 | 0 | 2 | 8 | 2 | 22 | 15 | 0 | 0 | 1 | 0 |
| 17 | M | Simo Valakari | 28 | 28 | 2471 | 0 | 1 | 8 | 1 | 78 | 28 | 0 | 0 | 8 | 0 |
| 21 | D | Greg Vanney | 25 | 25 | 2210 | 0 | 1 | 8 | 5 | 40 | 14 | 1 | 15 | 4 | 1 |
| 00 | GK | Jeff Cassar | 4 | 4 | 333 | 0 | 0 | 0 | 0 | 0 | 0 | 0 | 0 | 0 | 0 |
| 1 | GK | Scott Garlick | 28 | 27 | 2457 | 0 | 0 | 0 | 0 | 0 | 1 | 0 | 0 | 1 | 0 |
| 5 | D | Steve Jolley | 13 | 12 | 1057 | 0 | 0 | 4 | 2 | 16 | 8 | 1 | 0 | 1 | 0 |
| 23 | M | Ty Maurin | 3 | 0 | 17 | 0 | 0 | 0 | 0 | 0 | 0 | 0 | 0 | 0 | 0 |
| 14 | D | Drew Moor | 20 | 9 | 936 | 0 | 0 | 7 | 4 | 6 | 5 | 0 | 0 | 0 | 0 |
| 48 | GK | Dario Sala | 1 | 1 | 90 | 0 | 0 | 0 | 0 | 0 | 0 | 0 | 0 | 0 | 0 |
| 22 | D | Philip Salyer | 2 | 2 | 180 | 0 | 0 | 0 | 0 | 4 | 1 | 1 | 0 | 0 | 0 |
| 15 | M | Mark Wilson | 8 | 7 | 615 | 0 | 0 | 14 | 3 | 13 | 9 | 0 | 0 | 2 | 0 |
| 2 | D | Alex Yi | 1 | 1 | 66 | 0 | 0 | 1 | 0 | 3 | 3 | 0 | 0 | 1 | 0 |
| 30 | GK | Chris Gomez | 0 | 0 | 0 | 0 | 0 | 0 | 0 | 0 | 0 | 0 | 0 | 0 | 0 |
| 22 | D | Winston Marshall | 0 | 0 | 0 | 0 | 0 | 0 | 0 | 0 | 0 | 0 | 0 | 0 | 0 |
| 13 | M | John Pulido | 0 | 0 | 0 | 0 | 0 | 0 | 0 | 0 | 0 | 0 | 0 | 0 | 0 |
| 29 | M | Mario Torres | 0 | 0 | 0 | 0 | 0 | 0 | 0 | 0 | 0 | 0 | 0 | 0 | 0 |
| TEAM TOTALS | | | 32 | 32 | 2880 | 52 | 48 | 460 | 199 | 557 | 403 | 97 | 161 | 63 | 2 |
| OPPONENT TOTALS | | | 32 | 32 | 2880 | 44 | 47 | 367 | 158 | 419 | 546 | 98 | 133 | 48 | 4 |

GAME-WINNING GOALS: Carlos Ruiz 3, Roberto Mina 3, Ronnie O'Brien 2, Five players tied with 1.**GAME-WINNING ASSISTS:** David Wagenfuhr 2, Seven players tied with 1.**PENALTY KICK GOALS/ATTEMPTS:** Carlos Ruiz 3-3, Ramon Nunez 1-1.**OWN GOALS RECEIVED:** 1

| UNF | POS | GOALKEEPER | GP | GS | MIN | SHTS | SV | GA | GAA | PG | PA | W | L | T | SO |
|------------------------|-----|---------------|-----------|-----------|-------------|------------|------------|-----------|-------------|----------|----------|-----------|-----------|----------|----------|
| 48 | GK | Dario Sala | 1 | 1 | 90 | 2 | 2 | 0 | 0.00 | 0 | 0 | 0 | 0 | 1 | 1 |
| 1 | GK | Scott Garlick | 28 | 27 | 2457 | 135 | 98 | 37 | 1.36 | 2 | 2 | 13 | 8 | 7 | 6 |
| 00 | GK | Jeff Cassar | 4 | 4 | 333 | 21 | 13 | 7 | 1.89 | 0 | 0 | 0 | 2 | 1 | 0 |
| TEAM TOTALS | | | 32 | 32 | 2880 | 158 | 113 | 44 | 1.38 | 2 | 2 | 13 | 10 | 9 | 7 |
| OPPONENT TOTALS | | | 32 | 32 | 2880 | 199 | 137 | 52 | 1.63 | 4 | 4 | 10 | 13 | 9 | 8 |

2004 SEASON

RECORD: 10-14-6 (36 points) | Head Coach: Colin Clarke

| UNF | POS | PLAYER | GP | GS | MIN | G | A | SHT | SOG | FC | FS | OFF | CK | C | E |
|------------------------|-----|------------------|-----------|-----------|-------------|-----------|-----------|------------|------------|------------|------------|-----------|------------|-----------|----------|
| 7 | F | Eddie Johnson | 26 | 25 | 2269 | 12 | 3 | 75 | 32 | 39 | 53 | 27 | 0 | 1 | 0 |
| 18 | F | Toni Nhleko | 23 | 13 | 1186 | 6 | 2 | 49 | 23 | 33 | 20 | 14 | 0 | 1 | 0 |
| 9 | F | Jason Kreis | 25 | 19 | 1703 | 5 | 2 | 42 | 16 | 26 | 18 | 9 | 16 | 2 | 1 |
| 6 | M | Ronnie O'Brien | 29 | 29 | 2581 | 2 | 10 | 67 | 30 | 53 | 27 | 5 | 32 | 4 | 0 |
| 10 | M | Brad Davis | 29 | 24 | 1945 | 2 | 2 | 34 | 11 | 37 | 28 | 4 | 91 | 2 | 1 |
| 19 | F | Bobby Rhine | 19 | 6 | 693 | 2 | 2 | 21 | 9 | 12 | 16 | 1 | 1 | 5 | 0 |
| 8 | M | Oscar Pareja | 24 | 12 | 1096 | 1 | 6 | 12 | 3 | 30 | 32 | 1 | 5 | 3 | 1 |
| 17 | M | Simo Valakari | 26 | 26 | 2297 | 1 | 4 | 11 | 5 | 73 | 23 | 0 | 1 | 8 | 2 |
| 15 | M | Eric Quill | 23 | 16 | 1377 | 1 | 3 | 23 | 12 | 23 | 15 | 5 | 13 | 1 | 0 |
| 16 | D | Matt Behncke | 17 | 14 | 1239 | 1 | 0 | 7 | 2 | 26 | 11 | 1 | 0 | 2 | 0 |
| 5 | D | Steve Jolley | 28 | 28 | 2428 | 1 | 0 | 13 | 6 | 20 | 14 | 1 | 0 | 4 | 0 |
| 1 | GK | Scott Garlick | 12 | 11 | 1068 | 0 | 1 | 0 | 0 | 0 | 1 | 0 | 0 | 0 | 0 |
| 4 | D | Chris Gbandi | 23 | 20 | 1771 | 0 | 1 | 5 | 0 | 27 | 24 | 0 | 0 | 8 | 0 |
| 2 | D | Cory Gibbs | 21 | 21 | 1850 | 0 | 1 | 12 | 2 | 32 | 29 | 0 | 0 | 4 | 0 |
| 3 | D-M | Carey Talley | 23 | 19 | 1688 | 0 | 1 | 11 | 7 | 33 | 13 | 1 | 1 | 6 | 0 |
| 00 | GK | Jeff Cassar | 19 | 19 | 1632 | 0 | 0 | 0 | 0 | 0 | 0 | 0 | 0 | 0 | 0 |
| 20 | D | Clarence Goodson | 5 | 2 | 247 | 0 | 0 | 2 | 0 | 3 | 2 | 1 | 0 | 2 | 0 |
| 21 | M | Ramon Nunez | 8 | 0 | 107 | 0 | 0 | 7 | 0 | 1 | 4 | 0 | 2 | 0 | 0 |
| 14 | D-M | Milton Reyes | 12 | 9 | 828 | 0 | 0 | 9 | 1 | 18 | 29 | 1 | 0 | 4 | 0 |
| 22 | D | Philip Salyer | 17 | 16 | 1407 | 0 | 0 | 6 | 1 | 11 | 8 | 0 | 0 | 3 | 0 |
| 12 | M | Jordan Stone | 5 | 1 | 145 | 0 | 0 | 1 | 0 | 2 | 0 | 0 | 0 | 0 | 0 |
| 11 | F | *Jason Thompson | 1 | 0 | 1 | 0 | 0 | 0 | 0 | 0 | 0 | 0 | 0 | 0 | 0 |
| 23 | M | Ty Maurin | 0 | 0 | 0 | 0 | 0 | 0 | 0 | 0 | 0 | 0 | 0 | 0 | 0 |
| 25 | D | David Wagenfuhr | 0 | 0 | 0 | 0 | 0 | 0 | 0 | 0 | 0 | 0 | 0 | 0 | 0 |
| TEAM TOTALS | | | 30 | 30 | 2700 | 34 | 38 | 407 | 160 | 499 | 373 | 71 | 162 | 60 | 5 |
| OPPONENT TOTALS | | | 30 | 30 | 2700 | 45 | 52 | 362 | 166 | 386 | 492 | 68 | 155 | 42 | 6 |

GAME-WINNING GOALS: Eddie Johnson 7, Toni Nhleko 2, Simo Valakari 1.**GAME-WINNING ASSISTS:** Ronnie O'Brien 4, Carey Talley 1, Eric Quill 1, Oscar Pareja 1, Scott Garlick 1, Brad Davis 1.**PENALTY KICK GOALS/ATTEMPTS:** Bobby Rhine 1-1, Eddie Johnson 1-1

| UNF | POS | GOALKEEPER | GP | GS | MIN | SHTS | SV | GA | GAA | PG | PA | W | L | T | SO |
|------------------------|-----|---------------|-----------|-----------|-------------|------------|------------|-----------|-------------|----------|----------|-----------|-----------|----------|-----------|
| 00 | GK | Jeff Cassar | 19 | 19 | 1632 | 94 | 65 | 27 | 1.49 | 0 | 1 | 7 | 8 | 4 | 4 |
| 1 | GK | Scott Garlick | 12 | 11 | 1068 | 72 | 52 | 18 | 1.52 | 1 | 1 | 3 | 6 | 2 | 4 |
| TEAM TOTALS | | | 30 | 30 | 2700 | 166 | 117 | 45 | 1.50 | 1 | 2 | 10 | 14 | 6 | 8 |
| OPPONENT TOTALS | | | 30 | 30 | 2700 | 160 | 117 | 34 | 1.13 | 2 | 2 | 14 | 10 | 6 | 10 |

2003 SEASON

RECORD: 6-19-5 (23 points) | Head Coach: Colin Clarke, Mike Jeffries

| UNF | POS | PLAYER | GP | GS | MIN | G | A | SHT | SOG | FC | FS | OFF | CK | C | E |
|------------------------|-----|-------------------|-----------|-----------|-------------|-----------|-----------|------------|------------|------------|------------|------------|------------|-----------|----------|
| 9 | F | Jason Kreis | 18 | 18 | 1543 | 7 | 2 | 42 | 21 | 21 | 22 | 17 | 2 | 3 | 0 |
| 24 | M | Brad Davis | 26 | 21 | 1910 | 6 | 5 | 41 | 16 | 41 | 42 | 7 | 59 | 1 | 0 |
| 20 | F | *Ronald Cerritos | 15 | 9 | 852 | 3 | 1 | 15 | 10 | 9 | 12 | 13 | 0 | 0 | 0 |
| 7 | F | Eddie Johnson | 22 | 13 | 1265 | 3 | 0 | 31 | 12 | 26 | 31 | 16 | 0 | 2 | 0 |
| 11 | F | *Ali Curtis | 8 | 6 | 474 | 1 | 2 | 9 | 5 | 4 | 11 | 1 | 1 | 0 | 0 |
| 18 | F | Toni Nhleko | 11 | 9 | 792 | 2 | 4 | 22 | 7 | 23 | 12 | 19 | 0 | 2 | 0 |
| 10 | M | Joselito Vaca | 27 | 21 | 1871 | 2 | 4 | 32 | 14 | 24 | 29 | 6 | 15 | 1 | 0 |
| 4 | D | *Brian Dunseth | 9 | 9 | 806 | 1 | 1 | 3 | 2 | 12 | 5 | 0 | 0 | 0 | 0 |
| 19 | F | Bobby Rhine | 25 | 10 | 1034 | 2 | 1 | 21 | 10 | 22 | 20 | 8 | 0 | 3 | 0 |
| 15 | M | Chad Deering | 27 | 26 | 2187 | 1 | 5 | 24 | 6 | 57 | 23 | 0 | 32 | 7 | 1 |
| 8 | M | Oscar Pareja | 24 | 23 | 1982 | 1 | 4 | 20 | 3 | 58 | 48 | 5 | 5 | 9 | 0 |
| 2 | D | Chris Gbandi | 22 | 17 | 1573 | 1 | 2 | 4 | 3 | 27 | 22 | 3 | 1 | 4 | 0 |
| 14 | F | *Gavin Ginton | 10 | 3 | 273 | 0 | 0 | 4 | 2 | 4 | 10 | 3 | 0 | 1 | 0 |
| 3 | D-M | *Ezra Hendrickson | 16 | 15 | 1367 | 1 | 1 | 6 | 1 | 8 | 10 | 0 | 0 | 2 | 0 |
| 26 | M | Ronnie O'Brien | 6 | 3 | 317 | 1 | 0 | 10 | 5 | 12 | 5 | 0 | 0 | 0 | 0 |
| 3 | D | *Ryan Suarez | 12 | 12 | 1110 | 1 | 0 | 9 | 3 | 29 | 13 | 2 | 0 | 4 | 1 |
| 21 | D | Shavar Thomas | 15 | 14 | 1252 | 1 | 0 | 4 | 2 | 34 | 6 | 0 | 1 | 2 | 1 |
| 4 | D | *Paul Broome | 7 | 6 | 563 | 0 | 1 | 3 | 1 | 13 | 11 | 0 | 0 | 2 | 1 |
| 11 | M | *Antonio Martinez | 10 | 5 | 564 | 0 | 1 | 11 | 4 | 4 | 15 | 1 | 14 | 0 | 0 |
| 16 | D | Matt Behncke | 13 | 9 | 827 | 0 | 0 | 6 | 1 | 15 | 13 | 1 | 0 | 1 | 0 |
| 5 | D | Tenywa Bonseu | 20 | 20 | 1789 | 0 | 0 | 4 | 2 | 23 | 13 | 0 | 0 | 2 | 1 |
| 00 | GK | Jeff Cassar | 7 | 6 | 562 | 0 | 0 | 0 | 0 | 0 | 0 | 0 | 0 | 1 | 0 |
| 1 | GK | D.J. Countess | 24 | 24 | 2194 | 0 | 0 | 0 | 0 | 1 | 1 | 0 | 0 | 3 | 0 |
| 6 | D | Steve Morrow | 17 | 17 | 1484 | 0 | 0 | 6 | 2 | 22 | 5 | 0 | 0 | 0 | 0 |
| 22 | D | Philip Salyer | 8 | 5 | 491 | 0 | 0 | 3 | 0 | 6 | 4 | 0 | 0 | 1 | 0 |
| 12 | M | Jordan Stone | 16 | 9 | 1057 | 0 | 0 | 1 | 0 | 14 | 9 | 0 | 0 | 1 | 1 |
| 13 | M | Mandi Urbas | 3 | 0 | 40 | 0 | 0 | 1 | 1 | 0 | 1 | 0 | 0 | 0 | 0 |
| 25 | F | Andy Rosenband | 0 | 0 | 0 | 0 | 0 | 0 | 0 | 0 | 0 | 0 | 0 | 0 | 0 |
| 17 | F | Jason Thompson | 0 | 0 | 0 | 0 | 0 | 0 | 0 | 0 | 0 | 0 | 0 | 0 | 0 |
| TEAM TOTALS | | | 30 | 30 | 2756 | 35 | 34 | 332 | 133 | 509 | 393 | 102 | 130 | 52 | 6 |
| OPPONENT TOTALS | | | 30 | 30 | 2756 | 64 | 63 | 439 | 213 | 413 | 486 | 66 | 172 | 38 | 3 |

GAME-WINNING GOALS: Shavar Thomas 1, Toni Nhleko 1, Jason Kreis 1, Eddie Johnson 1, Chad Deering 1, Ronald Cerritos 1.**GAME-WINNING ASSISTS:** Oscar Pareja 2, Joselito Vaca 1, Jason Kreis 1, Brad Davis 1.**PENALTY KICK GOALS/ATTEMPTS:** Jason Kreis 1-2, Brad Davis 2-2, Eddie Johnson 0-1, Ronald Cerritos 1-1.**OWN GOALS RECEIVED:** 1

| UNF | POS | GOALKEEPER | GP | GS | MIN | SHTS | SV | GA | GAA | PG | PA | W | L | T | SO |
|------------------------|-----|---------------|-----------|-----------|-------------|------------|------------|-----------|-------------|----------|-----------|-----------|-----------|----------|----------|
| 2 | D | Chris Gbandi | 1 | 0 | 1 | 0 | 0 | 0 | 0.00 | 0 | 0 | 0 | 0 | 0 | 0 |
| 1 | GK | D.J. Countess | 24 | 24 | 2193 | 173 | 115 | 48 | 1.97 | 6 | 10 | 5 | 15 | 4 | 2 |
| 00 | GK | Jeff Cassar | 7 | 6 | 562 | 40 | 23 | 16 | 2.56 | 0 | 0 | 1 | 4 | 1 | 2 |
| TEAM TOTALS | | | 30 | 30 | 2756 | 213 | 138 | 64 | 2.09 | 6 | 10 | 6 | 19 | 5 | 4 |
| OPPONENT TOTALS | | | 30 | 30 | 2756 | 133 | 96 | 35 | 1.14 | 4 | 6 | 19 | 6 | 5 | 8 |

2002 SEASON

RECORD: 12-9-7 (43 points) | Head Coach: Mike Jeffries

| UNF | POS | PLAYER | GP | GS | MIN | G | A | SHT | SOG | FC | FS | OFF | CK | C | E |
|------------------------|-----|--------------------|-----------|-----------|-------------|-----------|-----------|------------|------------|------------|------------|-----------|------------|-----------|----------|
| 9 | F | Jason Kreis | 27 | 26 | 2303 | 13 | 4 | 81 | 38 | 54 | 36 | 15 | 16 | 5 | 0 |
| 19 | F | Bobby Rhine | 27 | 19 | 1686 | 7 | 6 | 44 | 19 | 26 | 44 | 19 | 0 | 2 | 0 |
| 11 | M | Antonio Martinez | 26 | 19 | 1774 | 4 | 10 | 24 | 9 | 25 | 32 | 8 | 62 | 1 | 1 |
| 20 | F | Ronald Cerritos | 23 | 11 | 1209 | 4 | 6 | 40 | 25 | 17 | 16 | 23 | 0 | 0 | 0 |
| 17 | M-D | Jorge Rodriguez | 22 | 17 | 1693 | 4 | 2 | 30 | 13 | 39 | 11 | 0 | 14 | 4 | 1 |
| 6 | D | Steve Morrow | 24 | 24 | 2199 | 3 | 0 | 12 | 6 | 26 | 14 | 0 | 0 | 3 | 0 |
| 26 | M | Ronnie O'Brien | 11 | 4 | 506 | 2 | 2 | 15 | 10 | 13 | 11 | 0 | 4 | 2 | 0 |
| 7 | F | Eddie Johnson | 11 | 2 | 326 | 2 | 1 | 11 | 4 | 7 | 5 | 6 | 0 | 0 | 0 |
| 10 | M | Joselito Vaca | 25 | 23 | 2005 | 1 | 9 | 44 | 20 | 26 | 29 | 8 | 7 | 7 | 0 |
| 11 | M | Oscar Pareja | 24 | 23 | 2000 | 1 | 6 | 31 | 15 | 64 | 58 | 5 | 8 | 7 | 0 |
| 15 | M | Chad Deering | 27 | 22 | 2168 | 1 | 4 | 24 | 4 | 36 | 23 | 0 | 60 | 5 | 0 |
| 3 | D | Ryan Suarez | 24 | 24 | 2061 | 1 | 2 | 19 | 10 | 52 | 45 | 2 | 0 | 6 | 1 |
| 4 | M | Paul Broome | 25 | 25 | 2315 | 0 | 4 | 4 | 3 | 30 | 38 | 0 | 0 | 7 | 1 |
| 21 | F | Hamisi Amani-Dove | 6 | 0 | 101 | 0 | 1 | 6 | 1 | 4 | 4 | 2 | 0 | 1 | 0 |
| 13 | M | Carl Bussey | 9 | 1 | 184 | 0 | 1 | 3 | 1 | 5 | 7 | 2 | 0 | 0 | 0 |
| 16 | M-D | Matt Behncke | 3 | 2 | 190 | 0 | 0 | 1 | 1 | 7 | 5 | 0 | 0 | 1 | 0 |
| 30 | M-D | Tenywa Bonseu | 27 | 27 | 2370 | 0 | 0 | 6 | 2 | 29 | 17 | 0 | 0 | 4 | 0 |
| 22 | GK | D.J. Countess | 1 | 1 | 100 | 0 | 0 | 0 | 0 | 0 | 0 | 0 | 0 | 0 | 0 |
| 18 | D | Richard Farrer | 8 | 7 | 508 | 0 | 0 | 4 | 1 | 2 | 3 | 1 | 0 | 1 | 0 |
| 22 | GK | Matt Jordan | 27 | 27 | 2511 | 0 | 0 | 0 | 0 | 0 | 5 | 0 | 0 | 0 | 0 |
| 14 | D | Lee Morrison | 3 | 1 | 103 | 0 | 0 | 1 | 0 | 3 | 0 | 0 | 0 | 0 | 0 |
| 24 | M | Percy Olivares | 6 | 2 | 251 | 0 | 0 | 3 | 0 | 4 | 7 | 0 | 0 | 1 | 0 |
| 12 | M | Jordan Stone | 4 | 1 | 91 | 0 | 0 | 0 | 0 | 1 | 1 | 0 | 0 | 0 | 0 |
| 2 | D | Chris Gbandi | 0 | 0 | 0 | 0 | 0 | 0 | 0 | 0 | 0 | 0 | 0 | 0 | 0 |
| 30 | GK | Bryheem Hancock | 0 | 0 | 0 | 0 | 0 | 0 | 0 | 0 | 0 | 0 | 0 | 0 | 0 |
| 30 | GK | Josh Lynk | 0 | 0 | 0 | 0 | 0 | 0 | 0 | 0 | 0 | 0 | 0 | 0 | 0 |
| 30 | GK | Greg Sutton | 0 | 0 | 0 | 0 | 0 | 0 | 0 | 0 | 0 | 0 | 0 | 0 | 0 |
| 30 | GK | Scott Vallow (DAL) | 0 | 0 | 0 | 0 | 0 | 0 | 0 | 0 | 0 | 0 | 0 | 0 | 0 |
| TEAM TOTALS | | | 28 | 28 | 2609 | 44 | 58 | 403 | 182 | 470 | 411 | 91 | 171 | 57 | 4 |
| OPPONENT TOTALS | | | 28 | 28 | 2609 | 43 | 61 | 417 | 165 | 430 | 457 | 51 | 161 | 58 | 3 |

GAME-WINNING GOALS: Jason Kreis 5, Bobby Rhine 3, Jorge Rodriguez 1, Ronnie O'Brien 1, Antonio Martinez 1, Eddie Johnson 1.

GAME-WINNING ASSISTS: Joselito Vaca 4, Oscar Pareja 4, Ronald Cerritos 3, Antonio Martinez 2, Jason Kreis 2, Chad Deering 2, Three players tied with 1.

PENALTY KICK GOALS/ATTEMPTS: Jorge Rodriguez 3-3.

OWN GOALS RECEIVED: 1

| UNF | POS | GOALKEEPER | GP | GS | MIN | SHTS | SV | GA | GAA | PG | PA | W | L | T | SO |
|------------------------|-----|---------------|-----------|-----------|-------------|------------|------------|-----------|-------------|----------|----------|-----------|-----------|----------|----------|
| 22 | GK | D.J. Countess | 1 | 1 | 100 | 7 | 6 | 1 | 0.90 | 0 | 0 | 0 | 0 | 1 | 0 |
| 22 | GK | Matt Jordan | 27 | 27 | 2511 | 158 | 109 | 42 | 1.51 | 5 | 6 | 12 | 9 | 6 | 3 |
| TEAM TOTALS | | | 28 | 28 | 2609 | 165 | 115 | 43 | 1.48 | 5 | 6 | 12 | 9 | 7 | 3 |
| OPPONENT TOTALS | | | 28 | 28 | 2609 | 182 | 130 | 44 | 1.52 | 3 | 3 | 9 | 12 | 7 | 5 |

2001 SEASON

RECORD: 10-11-5 (35 points) | Head Coach: Mike Jeffries

| UNF | POS | PLAYER | GP | GS | MIN | G | A | SHT | SOG | FC | FS | OFF | CK | C | E |
|------------------------|-----|---------------------|-----------|-----------|-------------|-----------|-----------|------------|------------|------------|------------|-----------|------------|-----------|----------|
| 20 | F | Ariel Graziani | 25 | 24 | 2208 | 11 | 8 | 83 | 40 | 39 | 41 | 37 | 21 | 6 | 0 |
| 9 | F | Jason Kreis | 25 | 25 | 2175 | 7 | 10 | 77 | 32 | 31 | 38 | 15 | 46 | 2 | 0 |
| 17 | M-D | Jorge Rodriguez | 24 | 24 | 2232 | 6 | 4 | 35 | 17 | 35 | 18 | 0 | 0 | 5 | 0 |
| 19 | F | Bobby Rhine | 18 | 10 | 972 | 5 | 7 | 37 | 24 | 24 | 20 | 11 | 3 | 2 | 0 |
| 8 | M | Oscar Pareja | 24 | 24 | 2113 | 2 | 12 | 42 | 16 | 59 | 56 | 3 | 7 | 6 | 0 |
| 15 | M | Chad Deering | 25 | 25 | 2317 | 2 | 4 | 30 | 12 | 47 | 22 | 0 | 37 | 5 | 0 |
| 10 | M | Joselito Vaca | 21 | 17 | 1461 | 2 | 4 | 25 | 9 | 23 | 24 | 5 | 2 | 1 | 0 |
| 18 | D | Richard Farrer | 25 | 24 | 2108 | 2 | 3 | 5 | 3 | 28 | 16 | 2 | 1 | 6 | 0 |
| 3 | D | Ryan Suarez | 20 | 19 | 1666 | 2 | 3 | 11 | 5 | 34 | 23 | 3 | 0 | 6 | 0 |
| 17 | F | Aleksey Korol | 15 | 3 | 372 | 2 | 1 | 12 | 6 | 12 | 2 | 1 | 1 | 1 | 0 |
| 7 | F | Eddie Johnson | 10 | 1 | 263 | 2 | 0 | 10 | 4 | 7 | 3 | 1 | 0 | 0 | 0 |
| 11 | M | Antonio Martinez | 17 | 10 | 1011 | 1 | 9 | 9 | 4 | 15 | 17 | 8 | 27 | 1 | 0 |
| 4 | M | Paul Broome | 22 | 16 | 1513 | 1 | 2 | 2 | 2 | 30 | 18 | 0 | 1 | 4 | 0 |
| 5 | D | Lubos Kubik | 11 | 11 | 998 | 1 | 2 | 12 | 5 | 12 | 6 | 0 | 1 | 0 | 1 |
| 2 | D | Eric Dade | 21 | 20 | 1639 | 0 | 1 | 8 | 1 | 38 | 16 | 1 | 0 | 6 | 0 |
| 12 | M | Miles Joseph | 9 | 3 | 389 | 0 | 1 | 8 | 3 | 9 | 5 | 0 | 2 | 2 | 0 |
| 24 | M | John DeBrito (DAL) | 0 | 0 | 0 | 0 | 0 | 0 | 0 | 0 | 0 | 0 | 0 | 0 | 0 |
| 14 | M-F | Ted Eck | 9 | 3 | 323 | 0 | 0 | 2 | 2 | 14 | 2 | 0 | 0 | 1 | 1 |
| 24 | M-F | Justin Evans (TOT) | 15 | 3 | 622 | 0 | 0 | 0 | 0 | 17 | 6 | 0 | 0 | 3 | 1 |
| 24 | M-F | Justin Evans (DAL) | 9 | 1 | 300 | 0 | 0 | 0 | 0 | 6 | 5 | 0 | 0 | 2 | 1 |
| 1 | GK | Matt Jordan | 26 | 26 | 2388 | 0 | 0 | 0 | 0 | 1 | 2 | 0 | 0 | 1 | 0 |
| 25 | D | Josue Mayard | 3 | 0 | 27 | 0 | 0 | 1 | 0 | 1 | 0 | 0 | 0 | 0 | 0 |
| 22 | GK | Chris Snitko | 1 | 0 | 24 | 0 | 0 | 0 | 0 | 0 | 0 | 0 | 0 | 0 | 0 |
| 21 | F | Hamisi Amani-Dove | 0 | 0 | 0 | 0 | 0 | 0 | 0 | 0 | 0 | 0 | 0 | 0 | 0 |
| 26 | GK | Cole Burgman | 0 | 0 | 0 | 0 | 0 | 0 | 0 | 0 | 0 | 0 | 0 | 0 | 0 |
| 26 | GK | Jon Busch | 0 | 0 | 0 | 0 | 0 | 0 | 0 | 0 | 0 | 0 | 0 | 0 | 0 |
| 22 | GK | Alex Deegan (DAL) | 0 | 0 | 0 | 0 | 0 | 0 | 0 | 0 | 0 | 0 | 0 | 0 | 0 |
| 26 | GK | Matt Napoleon (DAL) | 0 | 0 | 0 | 0 | 0 | 0 | 0 | 0 | 0 | 0 | 0 | 0 | 0 |
| 26 | GK | Eric Pogue | 0 | 0 | 0 | 0 | 0 | 0 | 0 | 0 | 0 | 0 | 0 | 0 | 0 |
| 26 | GK | Dan Popik | 0 | 0 | 0 | 0 | 0 | 0 | 0 | 0 | 0 | 0 | 0 | 0 | 0 |
| 13 | M | Miguel Saavedra | 0 | 0 | 0 | 0 | 0 | 0 | 0 | 0 | 0 | 0 | 0 | 0 | 0 |
| 26 | GK | Adam Throop (DAL) | 0 | 0 | 0 | 0 | 0 | 0 | 0 | 0 | 0 | 0 | 0 | 0 | 0 |
| TEAM TOTALS | | | 26 | 26 | 2412 | 48 | 71 | 409 | 185 | 465 | 334 | 87 | 149 | 57 | 3 |
| OPPONENT TOTALS | | | 26 | 26 | 2412 | 47 | 58 | 314 | 140 | 350 | 452 | 60 | 142 | 47 | 3 |

GAME-WINNING GOALS: Jorge Rodriguez 2, Jason Kreis 2, Ariel Graziani 2, Joselito Vaca 1, Ryan Suarez 1, Bobby Rhine 1.**GAME-WINNING ASSISTS:** Oscar Pareja 4, Bobby Rhine 2, Antonio Martinez 2, Chad Deering 2, Jason Kreis 1, Paul Broome 1.**PENALTY KICK GOALS/ATTEMPTS:** Jorge Rodriguez 3-3.**OWN GOALS RECEIVED:** 2

| UNF | POS | GOALKEEPER | GP | GS | MIN | SHTS | SV | GA | GAA | PG | PA | W | L | T | SO |
|------------------------|-----|--------------|-----------|-----------|-------------|------------|------------|-----------|-------------|----------|----------|-----------|-----------|----------|----------|
| 1 | GK | Matt Jordan | 26 | 26 | 2388 | 138 | 91 | 45 | 1.70 | 2 | 6 | 10 | 11 | 5 | 9 |
| 22 | GK | Chris Snitko | 1 | 0 | 24 | 2 | 0 | 2 | 7.50 | 0 | 0 | 0 | 0 | 0 | 0 |
| TEAM TOTALS | | | 26 | 26 | 2412 | 140 | 91 | 47 | 1.75 | 2 | 6 | 10 | 11 | 5 | 9 |
| OPPONENT TOTALS | | | 26 | 26 | 2412 | 185 | 131 | 48 | 1.79 | 3 | 3 | 11 | 10 | 5 | 5 |

2000 SEASON

RECORD: 14-14-4 (46 points) | Head Coach: Dave Dir

| UNF | POS | PLAYER | GP | GS | MIN | G | A | SHT | SOG | FC | FS | OFF | CK | C | E |
|------------------------|-----|--------------------|-----------|-----------|-------------|-----------|-----------|------------|------------|------------|------------|------------|------------|-----------|----------|
| 20 | F | Ariel Graziani | 24 | 24 | 2138 | 15 | 3 | 74 | 45 | 58 | 62 | 37 | 7 | 6 | 1 |
| 9 | F | Jason Kreis | 27 | 27 | 2409 | 11 | 13 | 82 | 41 | 61 | 51 | 14 | 5 | 4 | 0 |
| 16 | F | Aleksey Korol | 21 | 11 | 1024 | 5 | 3 | 30 | 17 | 18 | 12 | 10 | 3 | 0 | 0 |
| 17 | M-D | Jorge Rodriguez | 25 | 22 | 2066 | 4 | 6 | 17 | 8 | 22 | 16 | 0 | 2 | 3 | 1 |
| 2 | D | Eric Dade | 31 | 30 | 2666 | 4 | 2 | 12 | 9 | 57 | 24 | 1 | 0 | 3 | 0 |
| 8 | M | Oscar Pareja | 29 | 27 | 2354 | 3 | 10 | 37 | 15 | 58 | 77 | 3 | 24 | 6 | 0 |
| 41 | M-F | Ted Eck | 29 | 22 | 1918 | 3 | 2 | 16 | 7 | 45 | 46 | 0 | 1 | 5 | 0 |
| 15 | M | Chad Deering | 29 | 24 | 2195 | 2 | 9 | 34 | 16 | 43 | 29 | 4 | 63 | 8 | 0 |
| 6 | M | Lazo Alavanja | 24 | 15 | 1440 | 2 | 5 | 16 | 5 | 32 | 23 | 0 | 15 | 4 | 0 |
| 11 | M | Antonio Martinez | 15 | 3 | 531 | 2 | 3 | 9 | 5 | 12 | 14 | 5 | 12 | 1 | 0 |
| 19 | F | Bobby Rhine | 23 | 17 | 1384 | 1 | 6 | 27 | 14 | 23 | 28 | 13 | 5 | 0 | 0 |
| 7 | M | Mark Santel | 25 | 18 | 1744 | 1 | 4 | 13 | 7 | 23 | 27 | 8 | 5 | 0 | 0 |
| 5 | M | *Esmundo Rodriguez | 3 | 1 | 84 | 1 | 0 | 1 | 1 | 0 | 2 | 1 | 0 | 0 | 0 |
| 4 | M | Paul Broome | 20 | 12 | 1112 | 0 | 7 | 6 | 2 | 18 | 23 | 4 | 1 | 5 | 0 |
| 23 | M | Sergi Daniv | 18 | 16 | 1319 | 0 | 2 | 15 | 5 | 30 | 33 | 3 | 0 | 4 | 2 |
| 10 | D | Ricardo Iribarren | 22 | 21 | 1675 | 0 | 2 | 1 | 1 | 53 | 14 | 0 | 0 | 10 | 0 |
| 18 | D | Richard Farrer | 28 | 20 | 2095 | 0 | 1 | 0 | 0 | 17 | 19 | 0 | 0 | 2 | 0 |
| 22 | GK | Matt Jordan | 31 | 31 | 2830 | 0 | 1 | 0 | 0 | 2 | 7 | 0 | 0 | 0 | 0 |
| 14 | F | *Mike Burke | 2 | 0 | 41 | 0 | 0 | 1 | 1 | 1 | 0 | 0 | 0 | 0 | 0 |
| 13 | M | Brian Haynes | 1 | 0 | 23 | 0 | 0 | 1 | 0 | 1 | 0 | 0 | 0 | 0 | 0 |
| 21 | GK | Johann Noetzel | 1 | 1 | 90 | 0 | 0 | 0 | 0 | 0 | 0 | 0 | 0 | 0 | 0 |
| 12 | D | Brandon Pollard | 15 | 9 | 828 | 0 | 0 | 0 | 0 | 14 | 13 | 0 | 0 | 1 | 0 |
| 24 | M-F | Angel Rivillo | 1 | 0 | 19 | 0 | 0 | 0 | 0 | 0 | 0 | 0 | 0 | 0 | 0 |
| 5 | M | Kirk Wilson | 1 | 1 | 45 | 0 | 0 | 0 | 0 | 0 | 1 | 0 | 0 | 0 | 0 |
| 3 | M-F | Steve Bernal | 0 | 0 | 0 | 0 | 0 | 0 | 0 | 0 | 0 | 0 | 0 | 0 | 0 |
| TEAM TOTALS | | | 32 | 32 | 2920 | 54 | 79 | 392 | 199 | 588 | 521 | 103 | 143 | 62 | 4 |
| OPPONENT TOTALS | | | 32 | 32 | 2920 | 54 | 65 | 419 | 196 | 536 | 571 | 86 | 177 | 62 | 4 |

GAME-WINNING GOALS: Jason Kreis 4, Aleksey Korol 2, Ariel Graziani 2, Eric Dade 2, Jorge Rodriguez 1, Antonio Martinez 1, Ted Eck 1, Chad Deering 1.

GAME-WINNING ASSISTS: Oscar Pareja 4, Jason Kreis 4, Bobby Rhine 3, Mark Santel 2, Ariel Graziani 2, Chad Deering 2, Four players tied with 1.

PENALTY KICK GOALS/ATTEMPTS: Jorge Rodriguez 1-1

| UNF | POS | GOALKEEPER | GP | GS | MIN | SHTS | SV | GA | GAA | PG | PA | W | L | T | SO |
|------------------------|-----|----------------|-----------|-----------|-------------|------------|------------|-----------|-------------|----------|----------|-----------|-----------|----------|----------|
| 21 | GK | Johann Noetzel | 1 | 1 | 90 | 8 | 7 | 1 | 1.00 | 0 | 0 | 1 | 0 | 0 | 0 |
| 22 | GK | Matt Jordan | 31 | 31 | 2830 | 188 | 124 | 53 | 1.69 | 4 | 5 | 13 | 14 | 4 | 7 |
| TEAM TOTALS | | | 32 | 32 | 2920 | 196 | 131 | 54 | 1.66 | 4 | 5 | 14 | 14 | 4 | 7 |
| OPPONENT TOTALS | | | 32 | 32 | 2920 | 199 | 127 | 54 | 1.66 | 1 | 1 | 14 | 14 | 4 | 6 |

1999 SEASON

RECORD: 19-13-0 (51 points) | Head Coach: Dave Dir

| UNF | POS | PLAYER | GP | GS | MIN | G | A | SHT | SOG | FC | FS | OFF | CK | C | E |
|------------------------|-----|----------------------|-----------|-----------|-------------|-----------|-----------|------------|------------|------------|------------|------------|------------|-----------|----------|
| 9 | F | Jason Kreis | 32 | 32 | 2815 | 18 | 15 | 114 | 57 | 49 | 58 | 29 | 79 | 5 | 0 |
| 15 | M | Chad Deering | 25 | 22 | 1936 | 4 | 7 | 39 | 22 | 39 | 24 | 0 | 11 | 2 | 0 |
| 11 | M | Oscar Pareja | 27 | 25 | 1954 | 4 | 6 | 32 | 17 | 37 | 59 | 7 | 37 | 3 | 0 |
| 10 | F | Dante Washington | 21 | 10 | 989 | 4 | 4 | 36 | 18 | 20 | 21 | 15 | 0 | 0 | 0 |
| 41 | M/F | Ted Eck | 31 | 25 | 2290 | 4 | 3 | 27 | 13 | 35 | 42 | 0 | 1 | 4 | 0 |
| *20 | F | Ariel Graziani (DAL) | 8 | 8 | 692 | 4 | 1 | 23 | 12 | 11 | 17 | 12 | 0 | 1 | 0 |
| 17 | M/D | Jorge Rodriguez | 30 | 28 | 2538 | 3 | 3 | 20 | 10 | 33 | 28 | 3 | 4 | 3 | 0 |
| 11 | F | John Jairo Trellez | 17 | 9 | 792 | 3 | 2 | 16 | 7 | 10 | 16 | 15 | 1 | 0 | 0 |
| 18 | D | Richard Farrer | 30 | 29 | 2608 | 2 | 1 | 7 | 4 | 14 | 16 | 0 | 0 | 1 | 1 |
| 19 | F | Bobby Rhine | 16 | 4 | 488 | 2 | 1 | 4 | 2 | 4 | 7 | 11 | 0 | 0 | 0 |
| 7 | M | Mark Santel | 26 | 22 | 1779 | 1 | 6 | 13 | 9 | 19 | 23 | 11 | 6 | 1 | 0 |
| 4 | M | Paul Broome | 13 | 5 | 627 | 1 | 2 | 12 | 8 | 10 | 15 | 4 | 0 | 2 | 0 |
| 13 | M | Brian Haynes | 18 | 3 | 532 | 1 | 2 | 6 | 1 | 10 | 8 | 0 | 8 | 1 | 1 |
| 16 | M | Temoc Suarez | 17 | 11 | 944 | 1 | 1 | 11 | 5 | 15 | 16 | 2 | 10 | 4 | 0 |
| 20 | F | *Mickey Trotman | 4 | 3 | 230 | 1 | 1 | 13 | 5 | 8 | 9 | 4 | 1 | 0 | 0 |
| 14 | M | *Leonel Alvarez | 21 | 20 | 1794 | 0 | 6 | 14 | 6 | 36 | 22 | 1 | 0 | 3 | 1 |
| 23 | M | Sergi Daniv | 13 | 12 | 1015 | 0 | 2 | 16 | 8 | 26 | 15 | 0 | 1 | 4 | 0 |
| 12 | D | Brandon Pollard | 31 | 31 | 2790 | 0 | 2 | 5 | 0 | 40 | 34 | 1 | 0 | 5 | 0 |
| 22 | GK | Matt Jordan | 29 | 29 | 2584 | 0 | 1 | 0 | 0 | 1 | 3 | 0 | 0 | 1 | 1 |
| 21 | M | Lazo Alavanja | 1 | 0 | 45 | 0 | 0 | 1 | 0 | 0 | 0 | 0 | 0 | 0 | 0 |
| 2 | D | Eric Dade | 24 | 19 | 1630 | 0 | 0 | 1 | 0 | 26 | 11 | 0 | 0 | 5 | 1 |
| 1 | GK | Mark Dodd | 6 | 3 | 296 | 0 | 0 | 0 | 0 | 0 | 0 | 0 | 0 | 0 | 0 |
| 5 | M | Kirk Wilson | 5 | 2 | 222 | 0 | 0 | 3 | 1 | 5 | 2 | 0 | 0 | 0 | 0 |
| 6 | F | Gabe Jones | 0 | 0 | 0 | 0 | 0 | 0 | 0 | 0 | 0 | 0 | 0 | 0 | 0 |
| 24 | D | Andrew Parrish | 0 | 0 | 0 | 0 | 0 | 0 | 0 | 0 | 0 | 0 | 0 | 0 | 0 |
| 25 | GK | Miguel Pineda | 0 | 0 | 0 | 0 | 0 | 0 | 0 | 0 | 0 | 0 | 0 | 0 | 0 |
| 24 | GK | Scott Vallow | 0 | 0 | 0 | 0 | 0 | 0 | 0 | 0 | 0 | 0 | 0 | 0 | 0 |
| TEAM TOTALS | | | 32 | 32 | 2880 | 54 | 66 | 413 | 205 | 448 | 446 | 115 | 159 | 45 | 5 |
| OPPONENT TOTALS | | | 32 | 32 | 2880 | 35 | 44 | 436 | 195 | 466 | 423 | 52 | 197 | 44 | 5 |

GAME-WINNING GOALS: Jason Kreis 6, Jorge Rodriguez 2, Oscar Pareja 2, Ariel Graziani 2, four players tied with 1.**GAME-WINNING ASSISTS:** Jason Kreis 7, Ted Eck 3, Leonel Alvarez 3, Mark Santel 2, Oscar Pareja 2, eight players tied with 1.**PENALTY KICK GOALS/ATTEMPTS:** Jason Kreis 1-2, Oscar Pareja 1-1.**OWN GOALS RECEIVED:** 1

| UNF | POS | GOALKEEPER | GP | GS | MIN | SHTS | SV | GA | GAA | PG | PA | W | L | T | SO |
|------------------------|-----|-------------|-----------|-----------|-------------|------------|------------|-----------|-------------|----------|----------|-----------|-----------|----------|-----------|
| 22 | GK | Matt Jordan | 29 | 29 | 2584 | 172 | 133 | 31 | 1.08 | 0 | 2 | 17 | 11 | 0 | 11 |
| 1 | GK | Mark Dodd | 6 | 3 | 296 | 23 | 18 | 4 | 1.22 | 0 | 0 | 2 | 2 | 0 | 1 |
| TEAM TOTALS | | | 32 | 32 | 2880 | 195 | 151 | 35 | 1.09 | 0 | 2 | 19 | 13 | 0 | 12 |
| OPPONENT TOTALS | | | 32 | 32 | 2880 | 205 | 141 | 54 | 1.69 | 2 | 3 | 13 | 19 | 0 | 5 |

1998 SEASON

RECORD: 15-17-0 (37 points) | Head Coach: Dave Dir

| UNF | POS | PLAYER | GP | GS | MIN | G | A | SHT | SOG | FC | FS | OFF | CK | C | E |
|------------------------|-----|--------------------|-----------|-----------|-------------|-----------|-----------|------------|------------|------------|------------|-----------|------------|-----------|----------|
| 9 | F | Jason Kreis | 30 | 30 | 2578 | 9 | 8 | 97 | 39 | 33 | 43 | 11 | 68 | 6 | 1 |
| 10 | F | Dante Washington | 28 | 21 | 1852 | 7 | 5 | 51 | 28 | 18 | 27 | 25 | 0 | 1 | 0 |
| 20 | F | Mickey Trotman | 23 | 15 | 1278 | 5 | 3 | 43 | 17 | 29 | 33 | 18 | 1 | 3 | 0 |
| 11 | F | *Damian | 13 | 12 | 893 | 4 | 2 | 31 | 18 | 8 | 34 | 5 | 45 | 3 | 0 |
| 17 | M/D | Jorge Rodriguez | 30 | 28 | 2569 | 4 | 2 | 20 | 9 | 29 | 19 | 0 | 4 | 4 | 0 |
| 15 | M | Chad Deering | 14 | 13 | 1114 | 3 | 1 | 16 | 4 | 17 | 11 | 0 | 0 | 1 | 1 |
| 8 | F | Gerell Elliott | 17 | 11 | 1100 | 3 | 1 | 31 | 19 | 3 | 16 | 3 | 0 | 1 | 0 |
| 13 | M | Brian Haynes | 31 | 11 | 1414 | 3 | 1 | 22 | 12 | 22 | 10 | 5 | 31 | 0 | 0 |
| 41 | M/F | Ted Eck | 31 | 28 | 2331 | 2 | 2 | 34 | 10 | 33 | 32 | 1 | 0 | 5 | 1 |
| 16 | M | Temoc Suarez | 20 | 10 | 831 | 1 | 4 | 16 | 7 | 16 | 12 | 3 | 3 | 1 | 0 |
| 18 | D | Richard Farrer | 28 | 24 | 2119 | 1 | 2 | 11 | 4 | 33 | 13 | 3 | 0 | 3 | 0 |
| 5 | M | Jorge Flores | 14 | 8 | 777 | 1 | 0 | 11 | 4 | 13 | 7 | 0 | 1 | 4 | 0 |
| *11 | M | Oscar Pareja (DAL) | 6 | 4 | 398 | 0 | 2 | 4 | 0 | 5 | 19 | 1 | 1 | 1 | 0 |
| 14 | M | Leonel Alvarez | 27 | 27 | 2338 | 0 | 6 | 19 | 6 | 63 | 34 | 2 | 3 | 12 | 2 |
| 7 | M | Mark Santel | 21 | 20 | 1634 | 0 | 4 | 12 | 8 | 28 | 15 | 5 | 1 | 3 | 0 |
| 66 | M | Alain Sutter | 4 | 4 | 341 | 0 | 2 | 7 | 2 | 1 | 11 | 0 | 24 | 1 | 0 |
| 1 | GK | Mark Dodd | 25 | 24 | 2205 | 0 | 1 | 0 | 0 | 0 | 3 | 0 | 0 | 1 | 0 |
| *6 | M | Brian Bates (DAL) | 4 | 2 | 127 | 0 | 0 | 0 | 0 | 2 | 0 | 0 | 0 | 0 | 0 |
| 19 | D | Chris Brown | 1 | 0 | 16 | 0 | 0 | 0 | 0 | 0 | 0 | 0 | 0 | 0 | 0 |
| 2 | D | Eric Dade | 20 | 15 | 1393 | 0 | 0 | 1 | 0 | 11 | 7 | 0 | 0 | 5 | 0 |
| 22 | GK | Matt Jordan | 1 | 1 | 45 | 0 | 0 | 0 | 0 | 0 | 1 | 0 | 0 | 0 | 0 |
| 30 | GK | Garth Lagerwey | 8 | 7 | 630 | 0 | 0 | 0 | 0 | 1 | 3 | 0 | 0 | 1 | 0 |
| 12 | D | Brandon Pollard | 29 | 26 | 2373 | 0 | 0 | 3 | 2 | 49 | 24 | 0 | 0 | 4 | 0 |
| 25 | F | Juan Sastoque | 3 | 0 | 49 | 0 | 0 | 0 | 0 | 0 | 0 | 1 | 0 | 0 | 0 |
| 7 | F | Darren Sawatzky | 1 | 0 | 3 | 0 | 0 | 0 | 0 | 0 | 0 | 0 | 0 | 0 | 0 |
| 6 | D | *Tom Soehn | 14 | 11 | 1020 | 0 | 0 | 2 | 0 | 19 | 9 | 0 | 0 | 3 | 0 |
| 19 | F | Edgar Hernandez | 0 | 0 | 0 | 0 | 0 | 0 | 0 | 0 | 0 | 0 | 0 | 0 | 0 |
| 15 | D | Zion Renfrum | 0 | 0 | 0 | 0 | 0 | 0 | 0 | 0 | 0 | 0 | 0 | 0 | 0 |
| 21 | D | Andrew Restrepo | 0 | 0 | 0 | 0 | 0 | 0 | 0 | 0 | 0 | 0 | 0 | 0 | 0 |
| TEAM TOTALS | | | 32 | 32 | 2880 | 43 | 46 | 431 | 189 | 433 | 383 | 83 | 182 | 63 | 6 |
| OPPONENT TOTALS | | | 32 | 32 | 2880 | 59 | 71 | 461 | 227 | 413 | 423 | 84 | 194 | 47 | 3 |

GAME-WINNING GOALS: Jason Kreis 6, Jorge Rodriguez 2, Dante Washington 1, Chad Deering 1, Damian 1.**GAME-WINNING ASSISTS:** Oscar Pareja 2, Jason Kreis 2, Leonel Alvarez 2, six players with 1.**PENALTY KICK GOALS/ATTEMPTS:** Jason Kreis 0-1, Leonel Alvarez 0-1, Damian 1-1.

| UNF | POS | GOALKEEPER | GP | GS | MIN | SHTS | SV | GA | GAA | PG | PA | W | L | T | SO |
|------------------------|-----|----------------|-----------|-----------|-------------|------------|------------|-----------|-------------|----------|----------|-----------|-----------|----------|----------|
| 1 | GK | Mark Dodd | 25 | 24 | 2205 | 179 | 134 | 42 | 1.71 | 3 | 4 | 11 | 13 | 0 | 6 |
| 30 | GK | Garth Lagerwey | 8 | 7 | 630 | 44 | 28 | 14 | 2.00 | 1 | 1 | 4 | 3 | 0 | 0 |
| 22 | GK | Matt Jordan | 1 | 1 | 45 | 4 | 1 | 3 | 6.00 | 0 | 0 | 0 | 1 | 0 | 0 |
| TEAM TOTALS | | | 32 | 32 | 2880 | 227 | 163 | 59 | 1.84 | 4 | 5 | 15 | 17 | 0 | 6 |
| OPPONENT TOTALS | | | 32 | 32 | 2880 | 189 | 131 | 43 | 1.34 | 1 | 3 | 17 | 15 | 0 | 6 |

1997 SEASON

RECORD: 16-16-0 (42 points) | Head Coach: Dave Dir

| UNF | POS | PLAYER | GP | GS | MIN | G | A | SHT | SOG | FC | FS | OFF | CK | C | E |
|------------------------|-----|------------------|-----------|-----------|-------------|-----------|-----------|------------|------------|------------|------------|------------|------------|-----------|----------|
| 10 | F | Dante Washington | 30 | 25 | 2162 | 12 | 6 | 69 | 38 | 29 | 56 | 23 | 0 | 6 | 0 |
| 11 | F | Damian | 19 | 19 | 1479 | 11 | 7 | 68 | 34 | 19 | 61 | 42 | 25 | 7 | 2 |
| 9 | F | Jason Kreis | 32 | 21 | 2200 | 8 | 6 | 61 | 28 | 44 | 44 | 4 | 21 | 3 | 0 |
| 8 | F | Gerell Elliott | 28 | 15 | 1500 | 7 | 5 | 45 | 34 | 8 | 22 | 22 | 1 | 0 | 0 |
| 17 | M-D | Jorge Rodriguez | 24 | 21 | 1874 | 4 | 1 | 38 | 21 | 23 | 26 | 4 | 14 | 3 | 0 |
| 66 | M | Alain Sutter | 21 | 21 | 1801 | 2 | 8 | 46 | 24 | 19 | 37 | 4 | 43 | 3 | 0 |
| 7 | M | Mark Santel | 31 | 26 | 2470 | 2 | 6 | 12 | 5 | 38 | 12 | 5 | 4 | 4 | 0 |
| 22 | M | Daniel Peinado | 25 | 22 | 1870 | 2 | 4 | 13 | 9 | 57 | 46 | 0 | 0 | 4 | 1 |
| 3 | D | Wade Webber | 18 | 18 | 1588 | 2 | 1 | 7 | 3 | 27 | 13 | 1 | 1 | 1 | 0 |
| 41 | M-F | Ted Eck | 30 | 22 | 1839 | 1 | 4 | 27 | 11 | 53 | 32 | 4 | 0 | 1 | 1 |
| 16 | M | Temoc Suarez | 19 | 6 | 721 | 1 | 3 | 10 | 3 | 10 | 12 | 3 | 6 | 0 | 0 |
| 4 | D | Diego Soñora | 16 | 16 | 1421 | 1 | 2 | 9 | 4 | 15 | 25 | 7 | 28 | 2 | 0 |
| 5 | M | Jorge Flores | 12 | 8 | 667 | 1 | 1 | 6 | 3 | 12 | 8 | 0 | 7 | 0 | 0 |
| 6 | D | Tom Soehn | 25 | 21 | 1948 | 0 | 2 | 7 | 4 | 29 | 18 | 0 | 0 | 3 | 0 |
| 9 | M | Peter Hatstrup | 7 | 2 | 225 | 0 | 1 | 4 | 2 | 3 | 1 | 2 | 4 | 0 | 0 |
| 12 | D | Brandon Pollard | 21 | 16 | 1526 | 0 | 1 | 0 | 0 | 26 | 25 | 0 | 0 | 1 | 0 |
| 2 | D | Eric Dade | 15 | 14 | 1306 | 0 | 0 | 4 | 2 | 31 | 8 | 0 | 0 | 1 | 0 |
| 1 | GK | Mark Dodd | 30 | 30 | 2700 | 0 | 0 | 1 | 1 | 2 | 7 | 0 | 0 | 0 | 0 |
| 18 | D | Richard Farrer | 8 | 6 | 503 | 0 | 0 | 1 | 1 | 5 | 3 | 2 | 0 | 0 | 0 |
| 13 | M | Brian Haynes | 1 | 1 | 70 | 0 | 0 | 0 | 0 | 3 | 1 | 0 | 0 | 1 | 0 |
| 27 | M-F | Gabe Jones | 1 | 0 | 7 | 0 | 0 | 0 | 0 | 0 | 0 | 0 | 1 | 0 | 0 |
| 30 | GK | Garth Lagerwey | 2 | 2 | 180 | 0 | 0 | 0 | 0 | 0 | 0 | 0 | 0 | 0 | 0 |
| 24 | D | Joey Martinez | 19 | 19 | 1503 | 0 | 0 | 2 | 2 | 24 | 5 | 0 | 0 | 4 | 0 |
| 25 | F | Juan Sastoque | 2 | 0 | 23 | 0 | 0 | 0 | 0 | 1 | 1 | 2 | 0 | 0 | 0 |
| 20 | F | Dan Stebbins | 1 | 1 | 38 | 0 | 0 | 1 | 1 | 0 | 2 | 0 | 0 | 0 | 0 |
| 00 | GK | Jeff Cassar | 0 | 0 | 0 | 0 | 0 | 0 | 0 | 0 | 0 | 0 | 0 | 0 | 0 |
| 30 | GK | Marcus Roy | 0 | 0 | 0 | 0 | 0 | 0 | 0 | 0 | 0 | 0 | 0 | 0 | 0 |
| TEAM TOTALS | | | 32 | 32 | 2880 | 55 | 58 | 431 | 230 | 478 | 465 | 125 | 155 | 44 | 4 |
| OPPONENT TOTALS | | | 32 | 32 | 2880 | 49 | 50 | 500 | 263 | 465 | 478 | 72 | 197 | 42 | 2 |

GAME-WINNING GOALS: Dante Washington 3, Damian 3, Alain Sutter 2, Temoc Suarez 1, Jorge Rodriguez 1, Jason Kreis 1, Jorge Flores 1, Gerell Elliott 1.

GAME-WINNING ASSISTS: Mark Santel 3, Dante Washington 2, Daniel Peinado 2, Jason Kreis 2, Damian 2, Four players with 1.

PENALTY KICK GOALS/ATTEMPTS: Jason Kreis 4-4, Damian 4-4, Dante Washington 0-1, Peter Hatstrup 0-1.

OWN GOALS RECEIVED: 1

| UNF | POS | GOALKEEPER | GP | GS | MIN | SHTS | SV | GA | GAA | PG | PA | W | L | T | SO |
|------------------------|-----|----------------|-----------|-----------|-------------|------------|------------|-----------|-------------|----------|-----------|-----------|-----------|----------|----------|
| 30 | GK | Garth Lagerwey | 2 | 2 | 180 | 14 | 13 | 1 | 0.50 | 0 | 0 | 2 | 0 | 0 | 1 |
| 1 | GK | Mark Dodd | 30 | 30 | 2700 | 249 | 183 | 48 | 1.60 | 6 | 9 | 14 | 16 | 0 | 3 |
| TEAM TOTALS | | | 32 | 32 | 2880 | 263 | 196 | 49 | 1.53 | 6 | 9 | 16 | 16 | 0 | 4 |
| OPPONENT TOTALS | | | 32 | 32 | 2880 | 230 | 164 | 55 | 1.72 | 8 | 10 | 16 | 16 | 0 | 3 |

1996 SEASON

RECORD: 17-15-0 (41 points) | Head Coach: Dave Dir

| UNF | POS | PLAYER | GP | GS | MIN | G | A | SHT | SOG | FC | FS | OFF | CK | C | E |
|------------------------|-----|----------------------|-----------|-----------|-------------|-----------|-----------|------------|------------|------------|------------|-----------|------------|-----------|----------|
| 9 | F | Jason Kreis | 31 | 29 | 2564 | 13 | 5 | 90 | 41 | 38 | 48 | 7 | 47 | 4 | 0 |
| 9 | F | Hugo Sanchez | 23 | 21 | 1708 | 6 | 3 | 40 | 23 | 27 | 36 | 9 | 0 | 6 | 1 |
| 8 | F | Gerell Elliott | 20 | 16 | 1523 | 5 | 7 | 43 | 24 | 15 | 25 | 20 | 1 | 0 | 0 |
| 13 | M | Brian Haynes | 26 | 23 | 1983 | 4 | 3 | 29 | 16 | 26 | 40 | 3 | 48 | 1 | 0 |
| 10 | M-F | Washington Rodriguez | 14 | 9 | 806 | 4 | 2 | 28 | 16 | 16 | 18 | 7 | 10 | 2 | 1 |
| 14 | M | Leonel Alvarez | 22 | 22 | 1959 | 3 | 5 | 22 | 14 | 35 | 32 | 3 | 1 | 14 | 2 |
| 17 | F-M | *John Kerr | 12 | 10 | 840 | 3 | 1 | 18 | 10 | 8 | 14 | 6 | 2 | 0 | 0 |
| 4 | D | Diego Soñora | 31 | 31 | 2720 | 2 | 7 | 23 | 13 | 46 | 49 | 7 | 2 | 5 | 0 |
| 41 | M-F | Ted Eck | 26 | 16 | 1564 | 2 | 6 | 24 | 15 | 34 | 37 | 18 | 3 | 3 | 0 |
| 11 | M | Lawrence Lozzano | 31 | 31 | 2688 | 2 | 1 | 25 | 15 | 50 | 55 | 7 | 0 | 3 | 0 |
| 7 | M | Mark Santel | 30 | 28 | 2613 | 1 | 2 | 13 | 8 | 28 | 20 | 4 | 10 | 5 | 0 |
| 4 | M | Chad Ashton | 23 | 10 | 974 | 1 | 0 | 23 | 8 | 11 | 12 | 0 | 27 | 1 | 0 |
| 18 | D | Richard Farrer | 31 | 31 | 2758 | 1 | 0 | 3 | 2 | 35 | 29 | 1 | 0 | 2 | 0 |
| 17 | M | *Zak Ibsen (DAL) | 16 | 14 | 1238 | 1 | 0 | 7 | 6 | 22 | 17 | 1 | 0 | 1 | 0 |
| 10 | F | *Dante Washington | 6 | 2 | 257 | 1 | 0 | 10 | 5 | 5 | 10 | 2 | 0 | 0 | 0 |
| 00 | GK | Jeff Cassar | 2 | 1 | 104 | 0 | 0 | 0 | 0 | 0 | 0 | 0 | 0 | 1 | 0 |
| 1 | GK | Mark Dodd | 31 | 31 | 2776 | 0 | 0 | 0 | 0 | 0 | 3 | 0 | 0 | 1 | 0 |
| 5 | M | Jorge Flores | 8 | 3 | 292 | 0 | 0 | 3 | 2 | 5 | 4 | 0 | 1 | 2 | 0 |
| 23 | F | Jimmy Glenn | 9 | 0 | 115 | 0 | 0 | 5 | 4 | 2 | 1 | 2 | 0 | 0 | 0 |
| 23 | D | Rene Ortiz | 2 | 1 | 96 | 0 | 0 | 0 | 0 | 2 | 0 | 0 | 0 | 0 | 0 |
| 12 | D | Brandon Pollard | 10 | 9 | 820 | 0 | 0 | 3 | 1 | 8 | 8 | 0 | 0 | 0 | 0 |
| 3 | D | Ed Puskarich | 18 | 14 | 1238 | 0 | 0 | 2 | 1 | 12 | 14 | 1 | 0 | 2 | 0 |
| TEAM TOTALS | | | 32 | 32 | 2880 | 50 | 42 | 411 | 224 | 425 | 472 | 98 | 152 | 53 | 4 |
| OPPONENT TOTALS | | | 32 | 32 | 2880 | 48 | 45 | 443 | 244 | 473 | 424 | 82 | 184 | 47 | 3 |

GAME-WINNING GOALS: Jason Kreis 3, Washington Rodriguez 2, Seven players tied with 1.**GAME-WINNING ASSISTS:** Gerell Elliott 2, Ted Eck 2, Leonel Alvarez 2, Diego Soñora 1, Hugo Sanchez 1, Washington Rodriguez 1, John Kerr 1, Brian Haynes 1.**PENALTY KICK GOALS/ATTEMPTS:** Hugo Sanchez 1-1, Washington Rodriguez 1-1, Leonel Alvarez 1-1.**OWN GOALS RECEIVED:** 1

| UNF | POS | GOALKEEPER | GP | GS | MIN | SHTS | SV | GA | GAA | PG | PA | W | L | T | SO |
|------------------------|-----|-------------|-----------|-----------|-------------|------------|------------|-----------|-------------|----------|----------|-----------|-----------|----------|----------|
| 1 | GK | Mark Dodd | 31 | 31 | 2776 | 235 | 160 | 45 | 1.46 | 5 | 5 | 17 | 14 | 0 | 6 |
| 00 | GK | Jeff Cassar | 2 | 1 | 104 | 9 | 6 | 3 | 2.60 | 0 | 0 | 0 | 1 | 0 | 0 |
| TEAM TOTALS | | | 32 | 32 | 2880 | 244 | 166 | 48 | 1.50 | 5 | 5 | 17 | 15 | 0 | 6 |
| OPPONENT TOTALS | | | 32 | 32 | 2880 | 224 | 141 | 50 | 1.56 | 3 | 3 | 15 | 17 | 0 | 9 |

| DATE | OPPONENT | RES. | ATT. | W-L-T | NOTES |
|----------|-----------------|-------|--------|---------|--|
| 02/26/22 | Toronto FC | T 1-1 | 12,233 | 0-0-1 | DAL: Obrian (9); TOR: Osorio (45) |
| 03/05/22 | @New England | L 0-1 | 14,554 | 0-1-1 | NE: C. Gil (47+) |
| 03/12/22 | Nashville SC | W 2-0 | 13,448 | 1-1-1 | DAL: Jara (85) Velasco (87) |
| 03/19/22 | Portland | W 4-1 | 19,096 | 2-1-1 | DAL: Ferreira (26,30,36) Arriola (77); POR: Niezgodna (61) |
| 04/02/22 | @Chicago | T 0-0 | 11,411 | 2-1-2 | |
| 04/09/22 | Colorado | W 3-1 | 15,893 | 3-1-2 | DAL: Servania (47+) Ferreira (50,89); COL: Rubio (30) |
| 04/16/22 | @NY Red Bulls | T 0-0 | 14,456 | 3-1-3 | |
| 04/23/22 | Houston | W 2-1 | 15,792 | 4-1-3 | DAL: Ntsabeleng (87) Quignon (93+); HOU: Ferreira (33) |
| 04/30/22 | @Sporting KC | T 2-2 | 17,334 | 4-1-4 | DAL: Velasco (36) Ferreira (42); KC: Russell (22) Salloi (77) |
| 05/07/22 | Seattle | W 2-0 | 19,096 | 5-1-4 | DAL: Ferreira (65) Arriola (88) |
| 05/12/22 | @LA Galaxy | W 3-1 | 25,174 | 6-1-4 | DAL: Ferreira (11,23) Arriola (20); LA: Costa (67) |
| 05/18/22 | @Vancouver | L 1-2 | 12,716 | 6-2-4 | DAL: Arriola (48+); VAN: White (71) Cavallini (92+) |
| 05/22/22 | Minnesota | L 1-2 | 15,280 | 6-3-4 | DAL: Arriola (59); MIN: Lod (19) Taylor (55) |
| 05/28/22 | @Orlando City | W 3-1 | 17,380 | 7-3-4 | DAL: Arriola (67,84) Jara (70); ORL: Kara (48+) |
| 06/18/22 | Vancouver | L 0-2 | 19,096 | 7-4-4 | VAN: Cavallini (2) Caicedo (44) |
| 06/25/22 | @Austin | T 2-2 | 20,738 | 7-4-5 | DAL: Arriola (58) Servania (68); ATX: Driussi (72) Hoesen (85) |
| 06/29/22 | @LAFC | L 1-3 | 22,014 | 7-5-5 | DAL: Ferreira (38); LFC: Musovski (23) Arango (57) Opoku (86) |
| 07/04/22 | Inter Miami CF | T 1-1 | 19,096 | 7-5-6 | DAL: Velasco (27); MCF: Campana (88) |
| 07/09/22 | @Houston | T 2-2 | 21,284 | 7-5-7 | DAL: Hedges (27) Ferreira (93+); HOU: Ulfarsson (69) Hadebe (101+) |
| 07/13/22 | New York City | L 0-1 | 13,656 | 7-6-7 | NYC: Heber (29) |
| 07/16/22 | Austin | T 1-1 | 16,833 | 7-6-8 | DAL: Arriola (42); ATX: Fagundez (79) |
| 07/23/22 | @Real Salt Lake | W 1-0 | 20,437 | 8-6-8 | DAL: Ferreira (14) |
| 07/30/22 | LA Galaxy | W 1-0 | 19,096 | 9-6-8 | DAL: Jara (9) |
| 08/02/22 | @Seattle | L 0-1 | 32,207 | 9-7-8 | SEA: Lodeiro (39) |
| 08/06/22 | @Portland | T 1-1 | 24,114 | 9-7-9 | DAL: own goal (100+); POR: Loria (96+) |
| 08/13/22 | San Jose | W 4-1 | 15,106 | 10-7-9 | DAL: Ferreira (3,41) Farfan (20) Velasco (57); SJ: Ebobisse (60) |
| 08/17/22 | Philadelphia | W 1-0 | 12,479 | 11-7-9 | DAL: Ferreira (34) |
| 08/21/22 | @Nashville SC | L 0-4 | 25,571 | 11-8-9 | NSH: Mukhtar (5,33) Shaffelburg (26) Romney (72) |
| 08/27/22 | Real Salt Lake | T 1-1 | 15,573 | 11-8-10 | DAL: Velasco (7); RSL: Julio (69) |
| 09/03/22 | @Minnesota | W 3-0 | 19,761 | 12-8-10 | DAL: own goal (55) Velasco (56) Ferreira (58) |
| 09/10/22 | Los Angeles FC | W 2-1 | 19,096 | 13-8-10 | DAL: Ferreira (78,81); LFC: Arango (49+) |
| 09/17/22 | @San Jose | T 1-1 | 12,355 | 13-8-11 | DAL: Obrian (16); SJ: Ebobisse (24) |
| 10/01/22 | @Colorado | L 0-1 | 17,193 | 13-9-11 | COL: Rubio (66) |
| 10/09/22 | Sporting KC | W 2-1 | 19,096 | 14-9-11 | DAL: Lletget (33) Arriola (65); KC: Zusi (51) |

2022 MLS STANDINGS

| EASTERN | OVERALL | | | | | PTS | GF | GA | GD | HOME | | | GF | GA | AWAY | | | GF | GA |
|------------------|---------|----|----|----|----|-----|----|-----|----|------|---|----|----|----|------|----|----|----|----|
| | GP | W | L | T | W | | | | | L | T | W | | | L | T | | | |
| Philadelphia | 34 | 19 | 5 | 10 | 67 | 72 | 26 | 46 | 12 | 0 | 5 | 49 | 9 | 7 | 5 | 5 | 23 | 17 | |
| Montreal | 34 | 20 | 9 | 5 | 65 | 63 | 50 | 13 | 9 | 5 | 3 | 30 | 21 | 11 | 4 | 2 | 33 | 29 | |
| New York City FC | 34 | 16 | 11 | 7 | 55 | 57 | 41 | 16 | 10 | 3 | 4 | 37 | 19 | 6 | 8 | 3 | 20 | 22 | |
| NY Red Bulls | 34 | 15 | 11 | 8 | 53 | 50 | 41 | 9 | 6 | 6 | 5 | 26 | 22 | 9 | 5 | 3 | 24 | 19 | |
| FC Cincinnati | 34 | 12 | 9 | 13 | 49 | 64 | 56 | 8 | 6 | 5 | 6 | 37 | 27 | 6 | 4 | 7 | 27 | 29 | |
| Inter Miami CF | 34 | 14 | 14 | 6 | 48 | 47 | 56 | -9 | 10 | 4 | 3 | 34 | 28 | 4 | 10 | 3 | 13 | 28 | |
| Orlando City SC | 34 | 14 | 14 | 6 | 48 | 44 | 53 | -9 | 9 | 8 | 0 | 26 | 28 | 5 | 6 | 6 | 18 | 25 | |
| Columbus | 34 | 10 | 8 | 16 | 46 | 46 | 41 | 5 | 7 | 4 | 6 | 22 | 15 | 3 | 4 | 10 | 24 | 26 | |
| Charlotte FC | 34 | 13 | 18 | 3 | 42 | 44 | 52 | -8 | 10 | 6 | 1 | 28 | 16 | 3 | 12 | 2 | 16 | 36 | |
| New England | 34 | 10 | 12 | 12 | 42 | 47 | 50 | -3 | 7 | 4 | 6 | 22 | 16 | 3 | 8 | 6 | 25 | 34 | |
| Atlanta | 34 | 10 | 14 | 10 | 40 | 48 | 54 | -6 | 8 | 4 | 5 | 31 | 24 | 2 | 10 | 5 | 17 | 30 | |
| Chicago | 34 | 10 | 15 | 9 | 39 | 39 | 48 | -9 | 6 | 6 | 5 | 18 | 17 | 4 | 9 | 4 | 21 | 31 | |
| Toronto FC | 34 | 9 | 18 | 7 | 34 | 49 | 66 | -17 | 7 | 7 | 3 | 30 | 29 | 2 | 11 | 4 | 19 | 37 | |
| D.C. United | 34 | 7 | 21 | 6 | 27 | 36 | 71 | -35 | 4 | 9 | 4 | 22 | 34 | 3 | 12 | 2 | 14 | 37 | |

| WESTERN | OVERALL | | | | | PTS | GF | GA | GD | HOME | | | GF | GA | AWAY | | | GF | GA |
|------------------|-----------|-----------|----------|-----------|-----------|-----------|-----------|-----------|-----------|----------|----------|-----------|-----------|----------|----------|----------|-----------|-----------|----|
| | GP | W | L | T | W | | | | | L | T | W | | | L | T | | | |
| Los Angeles FC | 34 | 21 | 9 | 4 | 67 | 66 | 38 | 28 | 13 | 2 | 2 | 39 | 15 | 8 | 7 | 2 | 27 | 23 | |
| Austin | 34 | 16 | 10 | 8 | 56 | 65 | 49 | 16 | 8 | 3 | 6 | 42 | 23 | 8 | 7 | 2 | 23 | 26 | |
| FC DALLAS | 34 | 14 | 9 | 11 | 53 | 48 | 37 | 11 | 10 | 3 | 4 | 28 | 15 | 4 | 6 | 7 | 20 | 22 | |
| LA Galaxy | 34 | 14 | 12 | 8 | 50 | 58 | 51 | 7 | 8 | 5 | 4 | 35 | 25 | 6 | 7 | 4 | 23 | 26 | |
| Nashville SC | 34 | 13 | 10 | 11 | 50 | 52 | 41 | 11 | 6 | 5 | 6 | 30 | 21 | 7 | 5 | 5 | 22 | 20 | |
| Minnesota | 34 | 14 | 14 | 6 | 48 | 48 | 51 | -3 | 8 | 4 | 5 | 27 | 20 | 6 | 10 | 1 | 21 | 31 | |
| Real Salt Lake | 34 | 12 | 11 | 11 | 47 | 43 | 45 | -2 | 9 | 3 | 5 | 27 | 15 | 3 | 8 | 6 | 16 | 30 | |
| Portland | 34 | 11 | 10 | 13 | 46 | 53 | 53 | 0 | 8 | 3 | 6 | 28 | 19 | 3 | 7 | 7 | 25 | 34 | |
| Vancouver | 34 | 12 | 15 | 7 | 43 | 40 | 57 | -17 | 10 | 4 | 3 | 25 | 20 | 2 | 11 | 4 | 15 | 37 | |
| Colorado | 34 | 11 | 13 | 10 | 43 | 46 | 57 | -11 | 10 | 2 | 5 | 29 | 15 | 1 | 11 | 5 | 17 | 42 | |
| Seattle | 34 | 12 | 17 | 5 | 41 | 47 | 46 | 1 | 9 | 5 | 3 | 29 | 19 | 3 | 12 | 2 | 18 | 27 | |
| Sporting KC | 34 | 11 | 16 | 7 | 40 | 42 | 54 | -12 | 9 | 6 | 2 | 25 | 17 | 2 | 10 | 5 | 17 | 37 | |
| Houston | 34 | 10 | 18 | 6 | 36 | 43 | 56 | -13 | 6 | 6 | 5 | 24 | 22 | 4 | 12 | 1 | 19 | 34 | |
| San Jose | 34 | 8 | 15 | 11 | 35 | 52 | 69 | -17 | 7 | 4 | 6 | 31 | 27 | 1 | 11 | 5 | 21 | 42 | |

2021

| DATE | OPPONENT | RES. | ATT. | W-L-T | NOTES |
|----------|-----------------|-------|--------|---------|---|
| 04/17/21 | Colorado | T 0-0 | 8,621 | 0-0-1 | |
| 04/24/21 | @San Jose | L 1-3 | -- | 0-1-1 | DAL: Pepi (79); SJ: Alanis (34) Espinoza (49) Cowell (59) |
| 05/01/21 | Portland | W 4-1 | 8,621 | 1-1-1 | DAL: Ricuarte (2) Obrian (14) Bressan (48+) Sealy (85); POR: Williamson (62) |
| 05/08/21 | Houston | T 1-1 | 8,749 | 1-1-2 | DAL: Obrian (42); HOU: Picault (34) |
| 05/15/21 | @Minnesota | L 0-1 | 4,100 | 1-2-2 | MIN: Lod (94+) |
| 05/22/21 | Real Salt Lake | T 2-2 | 8,621 | 1-2-3 | DAL: Jara (43) Hollingshead (83); RSL: Rubin (20) Kreilach (86) |
| 05/29/21 | @Colorado | L 0-3 | -- | 1-3-3 | COL: Rosenberry (13) own goal (41) Barrios (71) |
| 06/19/21 | Minnesota | T 1-1 | 16,455 | 1-3-4 | DAL: Pepi (68); MIN: Fragapane (36) |
| 06/23/21 | @LAFC | L 0-2 | 22,510 | 1-4-4 | LFC: Vela (4) Blessing (69) |
| 06/27/21 | New England | W 2-1 | 14,889 | 2-4-4 | DAL: Pepi (11,54); NE: Bou (33) |
| 07/04/21 | Vancouver | T 2-2 | 19,096 | 2-4-5 | DAL: Pepi (22) own goal (94+); VAN: Cavallini (30) Rose (47+) |
| 07/07/21 | @LA Galaxy | L 1-3 | 16,453 | 2-5-5 | DAL: Jara (71); LA: Raveloson (17) Cabral (27) Zubak (51) |
| 07/17/21 | @Portland | L 0-1 | 23,255 | 2-6-5 | POR: Ebobisse (84) |
| 07/21/21 | @Colorado | L 0-2 | 8,321 | 2-7-5 | COL: Abubakar (48) Barrios (55) |
| 07/24/21 | LA Galaxy | W 4-0 | 14,812 | 3-7-5 | DAL: Pepi (27,44,50) Obrian (88) |
| 07/31/21 | @Sporting KC | W 2-1 | 19,975 | 4-7-5 | DAL: Pomykal (3) Ferreira (51); KC: Russell (85) |
| 08/04/21 | @Seattle | T 1-1 | 31,628 | 4-7-6 | DAL: Jara (91+); SEA: Montero (72) |
| 08/07/21 | Austin | W 2-0 | 16,625 | 5-7-6 | DAL: Hollingshead (50) Ferreira (63) |
| 08/14/21 | Sporting KC | L 0-2 | 14,133 | 5-8-6 | KC: Pulido (12) Salloi (63) |
| 08/18/21 | Seattle | L 0-1 | 11,535 | 5-9-6 | SEA: Ruidiaz (63) |
| 08/21/21 | @Houston | T 2-2 | 13,548 | 5-9-7 | DAL: Tafari (54) Pepi (58); HOU: Picault (25) Vera (72) |
| 08/29/21 | @Austin | W 5-3 | 20,738 | 6-9-7 | DAL: Ferreira (5,38) Pepi (36,40) Obrian (53); ATX: Cascante (13) Fagundez (59) Ring (68) |
| 09/04/21 | @Real Salt Lake | L 2-3 | 15,882 | 6-10-7 | DAL: Jara (19) Ferreira (80); RSL: Glad (42) Menendez (54) Rusnak (72) |
| 09/11/21 | San Jose | T 1-1 | 15,237 | 6-10-8 | DAL: Pepi (50); SJ: Alanis (6) |
| 09/14/21 | @New York City | T 3-3 | 2,109 | 6-10-9 | DAL: Obrian (4,73) Ferreira (63); NYC: Morales (20) Medina (57) Magno (67) |
| 09/18/21 | @Houston | L 2-3 | 12,353 | 6-11-9 | DAL: Obrian (86,94+); HOU: Dorsey (5) Picault (20) Quintero (59) |
| 09/25/21 | @Vancouver | L 0-1 | 16,927 | 6-12-9 | VAN: White (20) |
| 09/29/21 | Sporting KC | L 1-3 | 12,387 | 6-13-9 | DAL: Pepi (68); KC: Salloi (13,61) Russell (55) |
| 10/02/21 | Minnesota | T 0-0 | 17,231 | 6-13-10 | |
| 10/20/21 | LAFC | L 2-3 | 12,532 | 6-14-10 | DAL: Hollingshead (10) Jara (45); LFC: Arango (33,75,79) |
| 10/23/21 | @LA Galaxy | T 2-2 | 15,136 | 6-14-11 | DAL: Ferreira (30) Jara (41); LA: Hernandez (65) Letget (83) |
| 10/27/21 | Real Salt Lake | L 1-2 | 12,486 | 6-15-11 | DAL: Hedges (20); RSL: Kreilach (80) Rusnak (90) |
| 10/30/21 | Austin | W 2-1 | 16,080 | 7-15-11 | DAL: Ferreira (38) Jara (80); ATX: Fagundez (36) |
| 11/07/21 | @San Jose | T 1-1 | 17,075 | 7-15-12 | DAL: Obrian (42); SJ: Wondolowski (34) |

*Fan attendance varied depending on state and local health protocols for each MLS team.

2021 MLS STANDINGS

| EASTERN | OVERALL | | | | | PTS | GF | GA | GD | HOME | | | GF | GA | AWAY | | | GF | GA |
|------------------|---------|----|----|----|----|-----|----|-----|----|------|---|----|----|----|------|---|----|----|----|
| | GP | W | L | T | W | | | | | L | T | W | | | L | T | | | |
| New England | 34 | 22 | 5 | 7 | 73 | 65 | 41 | 24 | 12 | 2 | 3 | 31 | 18 | 10 | 3 | 4 | 34 | 23 | |
| Philadelphia | 34 | 14 | 8 | 12 | 54 | 48 | 35 | 13 | 11 | 3 | 3 | 25 | 10 | 3 | 5 | 9 | 23 | 25 | |
| Nashville SC | 34 | 12 | 4 | 18 | 54 | 55 | 33 | 22 | 8 | 0 | 9 | 35 | 18 | 4 | 4 | 9 | 20 | 15 | |
| New York City FC | 34 | 14 | 11 | 9 | 51 | 56 | 36 | 20 | 10 | 3 | 4 | 37 | 13 | 4 | 8 | 5 | 19 | 23 | |
| Atlanta | 34 | 13 | 9 | 12 | 51 | 45 | 37 | 8 | 9 | 3 | 5 | 25 | 14 | 4 | 6 | 7 | 20 | 23 | |
| Orlando City SC | 34 | 13 | 9 | 12 | 51 | 50 | 48 | 2 | 8 | 2 | 7 | 29 | 18 | 5 | 7 | 5 | 21 | 30 | |
| NY Red Bulls | 34 | 13 | 12 | 9 | 48 | 39 | 33 | 6 | 8 | 3 | 6 | 19 | 11 | 5 | 9 | 3 | 20 | 22 | |
| D.C. United | 34 | 14 | 15 | 5 | 47 | 56 | 54 | 2 | 11 | 5 | 1 | 32 | 17 | 3 | 10 | 4 | 24 | 37 | |
| Columbus | 34 | 13 | 13 | 8 | 47 | 46 | 45 | 1 | 10 | 4 | 3 | 33 | 22 | 3 | 9 | 5 | 13 | 23 | |
| Montreal | 34 | 12 | 12 | 10 | 46 | 46 | 44 | 2 | 9 | 4 | 4 | 29 | 23 | 3 | 8 | 6 | 17 | 21 | |
| Inter Miami CF | 34 | 12 | 17 | 5 | 41 | 36 | 53 | -17 | 7 | 8 | 2 | 26 | 35 | 5 | 9 | 3 | 10 | 18 | |
| Chicago | 34 | 9 | 18 | 7 | 34 | 36 | 54 | -18 | 7 | 5 | 5 | 23 | 18 | 2 | 13 | 2 | 13 | 36 | |
| Toronto FC | 34 | 6 | 18 | 10 | 28 | 39 | 66 | -27 | 4 | 6 | 7 | 24 | 27 | 2 | 12 | 3 | 15 | 39 | |
| FC Cincinnati | 34 | 4 | 22 | 8 | 20 | 37 | 74 | -37 | 1 | 11 | 5 | 17 | 29 | 3 | 11 | 3 | 20 | 45 | |

| WESTERN | OVERALL | | | | | PTS | GF | GA | GD | HOME | | | GF | GA | AWAY | | | GF | GA |
|------------------|-----------|----------|-----------|-----------|-----------|-----------|-----------|-----------|----------|----------|----------|-----------|-----------|----------|-----------|----------|-----------|-----------|----|
| | GP | W | L | T | W | | | | | L | T | W | | | L | T | | | |
| Colorado | 34 | 17 | 7 | 10 | 61 | 51 | 35 | 16 | 9 | 1 | 7 | 31 | 14 | 8 | 6 | 3 | 20 | 21 | |
| Seattle | 34 | 17 | 8 | 9 | 60 | 53 | 33 | 20 | 8 | 4 | 5 | 28 | 15 | 9 | 4 | 4 | 25 | 18 | |
| Sporting KC | 34 | 17 | 10 | 7 | 58 | 58 | 40 | 18 | 9 | 3 | 5 | 32 | 17 | 8 | 7 | 2 | 26 | 23 | |
| Portland | 34 | 17 | 13 | 4 | 55 | 56 | 52 | 4 | 11 | 4 | 2 | 35 | 22 | 6 | 9 | 2 | 21 | 30 | |
| Minnesota | 34 | 13 | 11 | 10 | 49 | 42 | 44 | -2 | 10 | 4 | 3 | 24 | 14 | 3 | 7 | 7 | 18 | 30 | |
| Vancouver | 34 | 12 | 9 | 13 | 49 | 45 | 45 | 0 | 10 | 4 | 3 | 24 | 15 | 2 | 5 | 10 | 20 | 28 | |
| Real Salt Lake | 34 | 14 | 14 | 6 | 48 | 55 | 54 | 1 | 9 | 4 | 4 | 30 | 21 | 5 | 10 | 2 | 25 | 33 | |
| LA Galaxy | 34 | 13 | 12 | 9 | 48 | 50 | 54 | -4 | 8 | 4 | 5 | 29 | 22 | 5 | 8 | 4 | 19 | 31 | |
| Los Angeles FC | 34 | 12 | 13 | 9 | 45 | 53 | 51 | 2 | 8 | 3 | 6 | 34 | 23 | 4 | 10 | 3 | 19 | 28 | |
| San Jose | 34 | 10 | 13 | 11 | 41 | 46 | 54 | -8 | 5 | 7 | 5 | 25 | 24 | 5 | 6 | 6 | 21 | 30 | |
| FC DALLAS | 34 | 7 | 15 | 12 | 33 | 47 | 56 | -9 | 5 | 5 | 7 | 25 | 21 | 2 | 10 | 5 | 22 | 35 | |
| Austin | 34 | 9 | 21 | 4 | 31 | 35 | 56 | -21 | 7 | 8 | 2 | 27 | 25 | 2 | 13 | 2 | 8 | 31 | |
| Houston | 34 | 6 | 16 | 12 | 30 | 36 | 54 | -18 | 6 | 5 | 6 | 21 | 22 | 0 | 11 | 6 | 15 | 32 | |

HISTORY

2020

| DATE | OPPONENT | RES. | ATT.* | W-L-T | NOTES |
|----------|-----------------|-------|--------|-------|---|
| 02/29/20 | Philadelphia | W 2-0 | 16,219 | 1-0-0 | DAL: Ondrasek (61) Pomykal (91+) |
| 03/07/20 | Montreal | T 2-2 | 15,865 | 1-0-1 | DAL: Ondrasek (83) Pepi (96+); MTL: Urruti (59,68) |
| 08/12/20 | Nashville SC | L 0-1 | 2,912 | 1-1-1 | NSH: Accam (86) |
| 08/16/20 | Nashville SC | T 0-0 | 2,990 | 1-1-2 | -- |
| 08/21/20 | @Houston | T 0-0 | -- | 1-1-3 | -- |
| 08/26/20 | Colorado | -- | -- | -- | postponed |
| 08/29/20 | Minnesota | W 3-1 | 3,212 | 2-1-3 | DAL: Picault (11) Ferreira (12) Ziegler (96+); MIN: Dotson (55) |
| 09/02/20 | @Sporting KC | T 1-1 | -- | 2-1-4 | DAL: Jara (9); KC: Shelton (48+) |
| 09/09/20 | @Minnesota | L 2-3 | -- | 2-2-4 | DAL: Pepi (42) Mosquera (77); MIN: Toye (11) Molino (28,70) |
| 09/12/20 | Houston | W 2-1 | 3,611 | 3-2-4 | DAL: Ricuarte (28) Jara (61); HOU: Rodriguez (41) |
| 09/16/20 | Colorado | W 4-1 | 3,011 | 4-2-4 | DAL: Mosquera (41,57,78) Jara (49); COL: Shinyashiki (63) |
| 09/19/20 | @Sporting KC | W 3-2 | -- | 5-2-4 | DAL: Jara (42,48) Hollingshead (86); KC: Russell (53,83) |
| 09/23/20 | @Atlanta | L 0-1 | -- | 5-3-4 | ATL: Larentowicz (55) |
| 09/27/20 | Orlando City SC | T 0-0 | 3,113 | 5-3-5 | -- |
| 10/03/20 | Columbus | T 2-2 | 3,572 | 5-3-6 | DAL: Barrios (38) Ziegler (53); CLB: Mokhtar (47) Santos (62) |
| 10/07/20 | @Houston | L 0-2 | 1,582 | 5-4-6 | HOU: Quintero (20) Ceren (83) |
| 10/11/20 | Minnesota | -- | -- | -- | postponed |
| 10/14/20 | Sporting KC | W 1-0 | 2,898 | 6-4-6 | DAL: Hollingshead (43) |
| 10/20/20 | @Nashville SC | L 0-3 | 3,502 | 6-5-6 | NSH: Leal (19) Cadiz (73) Rios (88) |
| 10/24/20 | @Real Salt Lake | T 0-0 | 4,078 | 6-5-7 | -- |
| 10/28/20 | Inter Miami CF | W 2-1 | 3,233 | 7-5-7 | DAL: Jara (60) Hollingshead (82); MCF: Pizarro (33) |
| 10/31/20 | Houston | W 3-0 | 4,028 | 8-5-7 | DAL: Jara (19) Picault (27,93+) |
| 11/04/20 | @Nashville SC | W 1-0 | 3,789 | 9-5-7 | DAL: Hollingshead (19) |
| 11/08/20 | @Minnesota | L 0-3 | -- | 9-6-7 | MIN: Molino (17,79) Reynoso (47) |

*Fan attendance varied depending on state and local health protocols for each MLS team. FC Dallas allowed fans to attend matches at Toyota Stadium in a reduced capacity with no more than 5,110 fans allowed at the resumption of MLS Play in August.

2020 MLS STANDINGS

| EASTERN | OVERALL | | | | | PTS | GF | GA | GD | HOME | | | GF | GA | AWAY | | | GF | GA |
|------------------|---------|----|----|---|----|-----|----|-----|----|------|---|----|----|----|------|---|----|----|----|
| | GP | W | L | T | W | | | | | L | T | W | | | L | T | | | |
| Philadelphia | 23 | 14 | 4 | 5 | 47 | 44 | 20 | 24 | 9 | 0 | 0 | 24 | 4 | 3 | 4 | 4 | 16 | 14 | |
| Toronto FC | 23 | 13 | 5 | 5 | 44 | 33 | 26 | 7 | 7 | 2 | 1 | 14 | 6 | 5 | 3 | 2 | 13 | 15 | |
| Columbus | 23 | 12 | 6 | 5 | 41 | 36 | 21 | 15 | 9 | 1 | 0 | 20 | 6 | 0 | 5 | 5 | 9 | 15 | |
| Orlando City SC | 23 | 11 | 4 | 8 | 41 | 40 | 25 | 15 | 6 | 1 | 3 | 22 | 11 | 3 | 3 | 4 | 12 | 11 | |
| New York City FC | 23 | 12 | 8 | 3 | 39 | 37 | 25 | 12 | 7 | 2 | 0 | 23 | 9 | 4 | 4 | 3 | 12 | 12 | |
| NY Red Bulls | 23 | 9 | 9 | 5 | 32 | 29 | 31 | -2 | 5 | 4 | 1 | 13 | 12 | 3 | 3 | 4 | 15 | 15 | |
| Nashville SC | 23 | 8 | 7 | 8 | 32 | 24 | 22 | 2 | 4 | 2 | 5 | 14 | 9 | 4 | 5 | 3 | 10 | 13 | |
| New England | 23 | 8 | 7 | 8 | 32 | 26 | 25 | 1 | 2 | 3 | 5 | 10 | 11 | 5 | 4 | 1 | 14 | 13 | |
| Montreal | 23 | 8 | 13 | 2 | 26 | 33 | 43 | -10 | 3 | 6 | 1 | 12 | 16 | 4 | 5 | 1 | 17 | 22 | |
| Inter Miami CF | 23 | 7 | 13 | 3 | 24 | 25 | 35 | -10 | 5 | 2 | 2 | 14 | 13 | 2 | 8 | 1 | 9 | 17 | |
| Chicago | 23 | 5 | 10 | 8 | 23 | 33 | 39 | -6 | 4 | 2 | 3 | 21 | 13 | 0 | 6 | 5 | 10 | 21 | |
| Atlanta | 23 | 6 | 13 | 4 | 22 | 23 | 30 | -7 | 4 | 4 | 2 | 10 | 9 | 2 | 6 | 2 | 13 | 18 | |
| D.C. United | 23 | 5 | 12 | 6 | 21 | 25 | 41 | -16 | 2 | 6 | 3 | 11 | 20 | 3 | 5 | 1 | 11 | 17 | |
| FC Cincinnati | 23 | 4 | 15 | 4 | 16 | 12 | 36 | -24 | 1 | 4 | 4 | 3 | 6 | 1 | 10 | 0 | 6 | 26 | |

| WESTERN | OVERALL | | | | | PTS | GF | GA | GD | HOME | | | GF | GA | AWAY | | | GF | GA |
|------------------|-----------|----------|----------|----------|-----------|-----------|-----------|----------|----------|----------|----------|-----------|----------|----------|----------|----------|----------|-----------|----|
| | GP | W | L | T | W | | | | | L | T | W | | | L | T | | | |
| Kansas City | 21 | 12 | 6 | 3 | 39 | 38 | 25 | 13 | 5 | 3 | 1 | 18 | 12 | 5 | 2 | 2 | 14 | 9 | |
| Seattle Sounders | 22 | 11 | 5 | 6 | 39 | 44 | 23 | 21 | 7 | 1 | 2 | 27 | 10 | 3 | 3 | 3 | 13 | 11 | |
| Portland Timbers | 23 | 11 | 6 | 6 | 39 | 46 | 35 | 11 | 5 | 4 | 2 | 19 | 17 | 4 | 2 | 3 | 21 | 14 | |
| Minnesota United | 21 | 9 | 5 | 7 | 34 | 36 | 26 | 10 | 5 | 1 | 3 | 19 | 9 | 3 | 4 | 2 | 13 | 14 | |
| FC DALLAS | 22 | 9 | 6 | 7 | 34 | 28 | 24 | 4 | 7 | 1 | 4 | 21 | 9 | 2 | 5 | 3 | 7 | 15 | |
| Los Angeles FC | 22 | 9 | 8 | 5 | 32 | 47 | 39 | 8 | 7 | 2 | 2 | 28 | 13 | 1 | 6 | 1 | 8 | 19 | |
| San Jose | 23 | 8 | 9 | 6 | 30 | 35 | 51 | -16 | 4 | 2 | 5 | 17 | 18 | 2 | 7 | 0 | 12 | 30 | |
| Colorado Rapids | 18 | 8 | 6 | 4 | 28 | 32 | 28 | 4 | 3 | 1 | 2 | 13 | 8 | 5 | 3 | 1 | 15 | 13 | |
| Vancouver | 23 | 9 | 14 | 0 | 27 | 27 | 44 | -17 | 6 | 4 | 0 | 18 | 16 | 2 | 8 | 0 | 4 | 21 | |
| LA Galaxy | 22 | 6 | 12 | 4 | 22 | 27 | 46 | -19 | 4 | 5 | 1 | 14 | 20 | 2 | 5 | 2 | 9 | 17 | |
| Real Salt Lake | 22 | 5 | 10 | 7 | 22 | 25 | 35 | -10 | 3 | 4 | 3 | 12 | 16 | 1 | 5 | 3 | 11 | 17 | |
| Houston Dynamo | 23 | 4 | 10 | 9 | 21 | 30 | 40 | -10 | 3 | 3 | 4 | 14 | 12 | 1 | 6 | 3 | 11 | 22 | |

2019

| DATE | OPPONENT | RES. | ATT. | W-L-T | NOTES |
|----------|-----------------|-------|--------|---------|---|
| 03/02/19 | New England | T 1-1 | 14,327 | 0-0-1 | DAL: Barrios (13); NE: Gil (57) |
| 03/09/19 | LA Galaxy | W 2-0 | 17,220 | 1-0-1 | DAL: Ziegler (53), Acosta (61) |
| 03/16/19 | @Columbus | L 0-1 | 9,687 | 1-1-1 | CLB: Sauro (10) |
| 03/23/19 | Colorado | W 2-1 | 14,514 | 2-1-1 | DAL: Barrios (35), Hollingshead (82); COL: Smith (69) |
| 03/30/19 | @Real Salt Lake | W 4-2 | 18,220 | 3-1-1 | DAL: Gruezo (0:45), Pomykal (32,64) Ferreira (69); RSL: Savarino (31) Silva (66) |
| 04/06/19 | @Philadelphia | L 1-2 | 15,844 | 3-2-1 | DAL: Ziegler (10); PHI: Burke (85) Bedoya (92+) |
| 04/13/19 | Portland | W 2-1 | 14,376 | 4-2-1 | DAL: Ferreira (9) Ziegler (60); POR: Paredes (67) |
| 04/20/19 | @Atlanta | W 2-1 | 43,351 | 5-2-1 | DAL: Ferreira (6) Acosta (84); ATL: J. Martinez (97+) |
| 04/27/19 | San Jose | T 0-0 | 14,087 | 5-2-2 | -- |
| 05/04/19 | @Houston | L 1-2 | 16,521 | 5-3-2 | DAL: Badji (87); HOU: Manotas (20,58) |
| 05/11/19 | NY Red Bulls | L 1-3 | 12,263 | 5-4-2 | DAL: Ferreira (47+); NYR: Casseres (12) Nealis (58) White (85) |
| 05/16/19 | @LAFC | L 0-2 | 22,001 | 5-5-2 | LFC: Vela (39) Rossi (83) |
| 05/19/19 | LAFC | T 1-1 | 15,135 | 5-5-3 | DAL: Hollingshead (29); LFC: Vela (80) |
| 05/25/19 | @Vancouver | L 1-2 | 18,309 | 5-6-3 | DAL: Badji (85); VAN: Adnan (30) Venuto (39) |
| 06/01/19 | Seattle | W 2-1 | 14,327 | 6-6-3 | DAL: own goal (33,38); SEA: Ruidiaz (65) |
| 06/08/19 | @San Jose | T 2-2 | 16,841 | 6-6-4 | DAL: own goal (27) Atuahene (65); SJ: Wondolowski (46) Eriksson (54) |
| 06/22/19 | Toronto FC | W 3-0 | 13,623 | 7-6-4 | DAL: Badji (41,58) Bressan (51) |
| 06/26/19 | Vancouver | T 2-2 | 11,911 | 7-6-5 | DAL: Ferreira (55), Hollingshead (59); VAN: Yordy Reyna (81) Venuto (94+) |
| 06/30/19 | @Portland | L 0-1 | 25,218 | 7-7-5 | POR: Fernandez (42) |
| 07/04/19 | D.C. United | W 2-0 | 19,096 | 8-7-5 | DAL: Mosquera (6) Badji (65) |
| 07/13/19 | @Minnesota | L 0-1 | 19,906 | 8-8-5 | MIN: Toye (91+) |
| 07/20/19 | @Sporting KC | W 2-0 | 18,736 | 9-8-5 | DAL: Badji (37) Ferreira (57) |
| 07/27/19 | Real Salt Lake | T 0-0 | 14,717 | 9-8-6 | -- |
| 08/03/19 | @Orlando City | L 0-2 | 22,479 | 9-9-6 | ORL: Akindele (13) Ascues (92+) |
| 08/10/19 | Minnesota | W 5-3 | 15,168 | 10-9-6 | DAL: Hollingshead (28) Mosquera (32) Cannon (45) Servania (85,93+); MIN: Finlay (11,41) Dotson (73) |
| 08/14/19 | @LA Galaxy | L 0-2 | 19,653 | 10-10-6 | LA: Ibrahimovic (68,82) |
| 08/17/19 | @Montreal | T 3-3 | 17,509 | 10-10-7 | DAL: Ondrasek (59) Ziegler (85) Hollingshead (90); MTL: Lappalainen (8,46+), Okwonkwo (56) |
| 08/25/19 | Houston | W 5-1 | 15,452 | 11-10-7 | DAL: Ziegler (24) Ferreira (29) Ondrasek (56,64) Barrios (96+); HOU: Rodriguez (80) |
| 08/31/19 | FC Cincinnati | W 3-1 | 15,811 | 12-10-7 | DAL: Hollingshead (12) Barrios (49) Ondrasek (51); CIN: Ledesma (64) |
| 09/14/19 | @Chicago | L 0-4 | 12,874 | 12-11-7 | CHI: Sapong (7,29) Frankowski (16) Nikolic (39) |
| 09/18/19 | @Seattle | T 0-0 | 37,722 | 12-11-8 | -- |
| 09/22/19 | NYC FC | T 1-1 | 14,663 | 12-11-9 | DAL: Ondrasek (66); NYC: Castellanos (0:39) |
| 09/29/19 | @Colorado | L 0-3 | 16,352 | 12-12-9 | COL: Price (10) Rubio (49+) Kamara (72) |
| 10/06/19 | Sporting KC | W6-0 | 15,623 | 13-12-9 | DAL: Ondrasek (9,68) Hedges (12) Mosquera (51) Barrios (54) Ferreira (73) |

2019 MLS STANDINGS

| EASTERN | OVERALL | | | | | HOME | | | | | AWAY | | | | | | | |
|-----------------|---------|----|----|----|-----|------|----|-----|----|----|------|----|----|---|----|---|----|----|
| | GP | W | L | T | PTS | GF | GA | GD | W | L | T | GF | GA | W | L | T | GF | GA |
| New York City | 34 | 18 | 6 | 10 | 64 | 63 | 42 | 21 | 11 | 1 | 5 | 34 | 16 | 7 | 5 | 5 | 29 | 26 |
| Atlanta United | 34 | 18 | 12 | 4 | 58 | 58 | 43 | 15 | 12 | 2 | 3 | 36 | 14 | 6 | 10 | 1 | 22 | 29 |
| Philadelphia | 34 | 16 | 11 | 7 | 55 | 58 | 50 | 8 | 10 | 3 | 4 | 36 | 19 | 6 | 8 | 3 | 22 | 31 |
| Toronto FC | 34 | 13 | 10 | 11 | 50 | 57 | 52 | 5 | 9 | 4 | 4 | 34 | 26 | 4 | 6 | 7 | 23 | 26 |
| D.C. United | 34 | 13 | 10 | 11 | 50 | 42 | 38 | 4 | 7 | 4 | 6 | 25 | 22 | 6 | 6 | 5 | 17 | 16 |
| NY Red Bulls | 34 | 14 | 14 | 6 | 48 | 53 | 51 | 2 | 9 | 5 | 3 | 29 | 18 | 5 | 9 | 3 | 24 | 33 |
| New England | 34 | 11 | 11 | 12 | 45 | 50 | 57 | -7 | 8 | 5 | 4 | 23 | 19 | 3 | 6 | 8 | 27 | 38 |
| Chicago Fire | 34 | 10 | 12 | 12 | 42 | 55 | 47 | 8 | 8 | 2 | 7 | 37 | 18 | 2 | 10 | 5 | 18 | 29 |
| Montreal Impact | 34 | 12 | 17 | 5 | 41 | 47 | 60 | -13 | 8 | 6 | 3 | 23 | 22 | 4 | 11 | 2 | 24 | 38 |
| Columbus Crew | 34 | 10 | 16 | 8 | 38 | 39 | 47 | -8 | 6 | 6 | 5 | 21 | 22 | 4 | 10 | 3 | 18 | 25 |
| Orlando City | 34 | 9 | 15 | 10 | 37 | 44 | 52 | -8 | 6 | 8 | 3 | 26 | 29 | 3 | 7 | 7 | 18 | 23 |
| FC Cincinnati | 34 | 6 | 22 | 6 | 24 | 31 | 75 | -44 | 3 | 11 | 3 | 15 | 36 | 3 | 11 | 3 | 16 | 39 |

| WESTERN | OVERALL | | | | | HOME | | | | | AWAY | | | | | | | |
|------------------|-----------|-----------|-----------|----------|-----------|-----------|-----------|----------|-----------|----------|----------|-----------|-----------|----------|-----------|----------|-----------|-----------|
| | GP | W | L | T | PTS | GF | GA | GD | W | L | T | GF | GA | W | L | T | GF | GA |
| Los Angeles FC | 34 | 21 | 4 | 9 | 72 | 85 | 37 | 48 | 13 | 1 | 3 | 48 | 20 | 8 | 3 | 6 | 37 | 17 |
| Seattle Sounders | 34 | 16 | 10 | 8 | 56 | 52 | 49 | 3 | 11 | 2 | 4 | 34 | 21 | 5 | 8 | 4 | 18 | 28 |
| Real Salt Lake | 34 | 16 | 13 | 5 | 53 | 46 | 41 | 5 | 12 | 4 | 1 | 31 | 15 | 4 | 9 | 4 | 15 | 26 |
| Minnesota United | 34 | 15 | 11 | 8 | 53 | 52 | 43 | 9 | 10 | 1 | 6 | 29 | 13 | 5 | 10 | 2 | 23 | 30 |
| LA Galaxy | 34 | 16 | 15 | 3 | 51 | 58 | 59 | -1 | 11 | 5 | 1 | 36 | 25 | 5 | 10 | 2 | 22 | 34 |
| Portland Timbers | 34 | 14 | 13 | 7 | 49 | 52 | 49 | 3 | 8 | 5 | 4 | 29 | 20 | 6 | 8 | 3 | 23 | 29 |
| FC DALLAS | 34 | 13 | 12 | 9 | 48 | 54 | 46 | 8 | 10 | 1 | 6 | 38 | 16 | 3 | 11 | 3 | 16 | 30 |
| San Jose | 34 | 13 | 16 | 5 | 44 | 52 | 55 | -3 | 10 | 5 | 2 | 32 | 20 | 3 | 11 | 3 | 20 | 35 |
| Colorado Rapids | 34 | 12 | 16 | 6 | 42 | 58 | 63 | -5 | 9 | 6 | 2 | 36 | 29 | 3 | 10 | 4 | 22 | 34 |
| Houston Dynamo | 34 | 12 | 18 | 4 | 40 | 49 | 59 | -10 | 10 | 3 | 4 | 31 | 19 | 2 | 15 | 0 | 18 | 40 |
| Kansas City | 34 | 10 | 16 | 8 | 38 | 49 | 67 | -18 | 7 | 6 | 4 | 30 | 30 | 3 | 10 | 4 | 19 | 37 |
| Vancouver | 34 | 8 | 16 | 10 | 34 | 37 | 59 | -22 | 5 | 7 | 5 | 16 | 23 | 3 | 9 | 5 | 21 | 36 |

2018

| DATE | OPPONENT | RESULT | ATT. | W-L-T | NOTES: |
|----------|-----------------|--------|--------|---------|--|
| 3/3/18 | Real Salt Lake | T 1-1 | 16,116 | 0-0-1 | DAL: own Goal (86); RSL: Plata (25) |
| 3/18/18 | Seattle | W 3-0 | 13,310 | 1-0-1 | DAL: Lamah (20,63) Urruti (58) |
| 3/24/18 | Portland | T 1-1 | 13,851 | 1-0-2 | DAL: Lamah (36); POR: Blanco (47) |
| 4/7/18 | Colorado | T 1-1 | 13,147 | 1-0-3 | DAL: Colmán (89); COL: Mason (62) |
| 4/14/18 | @New England | W 1-0 | 11,508 | 2-0-3 | DAL: Hayes (76) |
| 4/21/18 | Philadelphia | W 2-0 | 13,326 | 3-0-3 | DAL: Díaz (64) Urruti (74) |
| 4/29/18 | @NYC FC | L 1-3 | 22,115 | 3/1/03 | DAL: Mosquera (10); NYC: Medina (3) Villa (36,69) |
| 5/5/18 | @LAFC | T 1-1 | 22,000 | 3/1/04 | DAL: Urruti (55); LFC: Beitashour (9) |
| 5/12/18 | LA Galaxy | W 3-2 | 18,355 | 4/1/04 | DAL: Urruti (28) Lamah (44,52); LA: Kamara (47) Boateng (83) |
| 5/19/18 | Vancouver | T 2-2 | 13,907 | 4/1/05 | DAL: Cannon (40) Urruti (78); VAN: OG (82) Kamara (100+) |
| 5/25/18 | @Toronto FC | W 1-0 | 27,549 | 5/1/05 | DAL: Urruti (11) |
| 5/30/18 | @LA Galaxy | W 3-2 | 18,003 | 6/1/05 | DAL: Hollingshead (33) Colmán (40) Gruezo (66); LA: Ibrahimovic (69,97+) |
| 6/2/18 | Los Angeles FC | W 2-1 | 14,022 | 7/1/05 | DAL: Ziegler (25) Lamah (51); LFC: Diomande (61) |
| 6/9/18 | Montreal | W 2-0 | 13,506 | 8/1/05 | DAL: OG (5) Díaz (18) |
| 6/23/18 | @NY Red Bulls | L 0-3 | 20,827 | 8/2/05 | NYR: Wright-Phillips (23) Long (39) Lawrence (48) |
| 6/29/18 | @Minnesota | W 1-0 | 22,345 | 9/2/05 | DAL: Lamah (59) |
| 7/4/18 | Atlanta | W 3-2 | 17,298 | 10/2/05 | DAL: Ziegler (22) Akindele (86,88); ATL: Martinez (41,73) |
| 7/7/18 | @Real Salt Lake | L 0-2 | 17,319 | 10/3/05 | RSL: Rusnak (11) L. Silva (91+) |
| 7/14/18 | Chicago | W 3-1 | 16,000 | 11/3/05 | DAL: Gruezo (27) Acosta (74) Ziegler (81); CHI: Bronico (86) |
| 7/21/18 | @Houston | T 1-1 | 19,295 | 11/3/06 | DAL: Hedges (0:51); HOU: Manotas (8) |
| 7/28/18 | @Sporting KC | W 3-2 | 20,758 | 12/3/06 | DAL: Barrios (23,62,74); KC: Fernandes (50) Salloi (97+) |
| 8/4/18 | San Jose | L 1-3 | 17,282 | 12/4/06 | DAL: Lamah (23); SJ: Qazaishvili (19,88) Hyka (47) |
| 8/12/18 | @Seattle | L 1-2 | 39,522 | 12/5/06 | DAL: Badji (52); SEA: Marshall (41) Lodeiro (63) |
| 8/18/18 | Minnesota | W 2-0 | 15,107 | 13-5-6 | DAL: Figueroa (44) Barrios (57) |
| 8/23/18 | @Houston | T 1-1 | 16,544 | 13-5-7 | DAL: Barrios (83); HOU: Pena (88) |
| 8/29/18 | @San Jose | L 3-4 | 15,648 | 13-6-7 | DAL: Urruti (8) Mosquera (51) Badji (58); SJ: Qazaishvili (15,42) Eriksson (54) Wondolowski (62) |
| 9/1/18 | Houston | W 4-2 | 16,835 | 14-6-7 | -- |
| 9/15/18 | Columbus | T 0-0 | 16,030 | 14-6-8 | DAL: Mosquera (42) Hedges (87); VAN: Kamara (66) |
| 9/23/18 | @Vancouver | W 2-1 | 21,190 | 15-6-8 | -- |
| 9/29/18 | @Portland | T 0-0 | 21,144 | 15-6-9 | -- |
| 10/6/18 | Orlando City SC | W 2-0 | 16,519 | 16-6-9 | DC: Canouse (86) |
| 10/13/18 | @D.C. United | L 0-1 | 19,610 | 16-7-9 | KC: Salloi (45) Espinoza (64) Russell (87) |
| 10/21/18 | Sporting KC | L 0-3 | 19,096 | 16-8-9 | DAL: Urruti (18); COL: Bassett (80) Smith (84) |
| 10/28/18 | @Colorado | L 1-2 | 15,172 | 16-9-9 | -- |

2018 MLS STANDINGS

| EASTERN | OVERALL | | | | | PTS | GF | GA | GD | HOME | | | GF | GA | AWAY | | | GF | GA |
|--------------|---------|----|----|----|----|-----|----|-----|----|------|---|----|----|----|------|---|----|----|----|
| | GP | W | L | T | W | | | | | L | T | W | | | L | T | | | |
| New York | 34 | 22 | 7 | 5 | 71 | 62 | 33 | 29 | 14 | 2 | 1 | 36 | 10 | 8 | 5 | 4 | 26 | 23 | |
| Atlanta | 34 | 21 | 7 | 6 | 69 | 70 | 44 | 26 | 11 | 2 | 4 | 42 | 19 | 10 | 5 | 2 | 28 | 25 | |
| NYCFC | 34 | 16 | 10 | 8 | 56 | 59 | 45 | 14 | 12 | 1 | 4 | 36 | 10 | 4 | 9 | 4 | 23 | 35 | |
| D.C. United | 34 | 14 | 11 | 9 | 51 | 60 | 50 | 10 | 13 | 2 | 2 | 37 | 17 | 1 | 9 | 7 | 23 | 33 | |
| Columbus | 34 | 14 | 11 | 9 | 51 | 43 | 45 | -2 | 11 | 2 | 4 | 32 | 21 | 3 | 9 | 5 | 11 | 24 | |
| Philadelphia | 34 | 15 | 14 | 5 | 50 | 49 | 50 | -1 | 9 | 6 | 2 | 29 | 20 | 6 | 8 | 3 | 20 | 30 | |
| Montreal | 34 | 14 | 16 | 4 | 46 | 47 | 53 | -6 | 11 | 4 | 2 | 31 | 16 | 3 | 12 | 2 | 16 | 37 | |
| New England | 34 | 10 | 13 | 11 | 41 | 49 | 55 | -6 | 8 | 4 | 5 | 28 | 20 | 2 | 9 | 6 | 21 | 35 | |
| Toronto FC | 34 | 10 | 18 | 6 | 36 | 59 | 64 | -5 | 8 | 7 | 2 | 39 | 29 | 2 | 11 | 4 | 20 | 35 | |
| Chicago | 34 | 8 | 18 | 8 | 32 | 48 | 61 | -13 | 6 | 7 | 4 | 28 | 25 | 2 | 11 | 4 | 20 | 36 | |
| Orlando City | 34 | 8 | 22 | 4 | 28 | 43 | 74 | -31 | 6 | 7 | 4 | 28 | 30 | 2 | 15 | 0 | 15 | 44 | |

| WESTERN | OVERALL | | | | | PTS | GF | GA | GD | HOME | | | GF | GA | AWAY | | | GF | GA |
|------------------|-----------|-----------|----------|----------|-----------|-----------|-----------|----------|-----------|----------|----------|-----------|-----------|----------|----------|----------|-----------|-----------|----|
| | GP | W | L | T | W | | | | | L | T | W | | | L | T | | | |
| Sporting KC | 34 | 18 | 8 | 8 | 62 | 65 | 40 | 25 | 10 | 2 | 5 | 34 | 17 | 8 | 6 | 3 | 31 | 23 | |
| Seattle | 34 | 18 | 11 | 5 | 59 | 52 | 37 | 15 | 10 | 5 | 2 | 33 | 15 | 8 | 6 | 3 | 19 | 22 | |
| LAFC | 34 | 16 | 9 | 9 | 57 | 68 | 52 | 16 | 9 | 1 | 7 | 32 | 15 | 7 | 8 | 2 | 36 | 37 | |
| FC DALLAS | 34 | 16 | 9 | 9 | 57 | 52 | 44 | 8 | 10 | 2 | 5 | 32 | 19 | 6 | 7 | 4 | 20 | 25 | |
| Portland | 34 | 15 | 10 | 9 | 54 | 54 | 48 | 6 | 11 | 2 | 4 | 30 | 13 | 4 | 8 | 5 | 24 | 35 | |
| Real Salt Lake | 34 | 14 | 13 | 7 | 49 | 55 | 58 | -3 | 11 | 2 | 4 | 38 | 24 | 3 | 11 | 3 | 17 | 34 | |
| LA Galaxy | 34 | 13 | 12 | 9 | 48 | 66 | 64 | 2 | 8 | 5 | 4 | 37 | 27 | 5 | 7 | 5 | 29 | 37 | |
| Vancouver | 34 | 13 | 13 | 8 | 47 | 54 | 67 | -13 | 7 | 5 | 5 | 32 | 29 | 6 | 8 | 3 | 22 | 38 | |
| Houston | 34 | 10 | 16 | 8 | 38 | 58 | 58 | 0 | 8 | 6 | 3 | 36 | 24 | 2 | 10 | 5 | 22 | 34 | |
| Minnesota | 34 | 11 | 20 | 3 | 36 | 49 | 71 | -22 | 10 | 6 | 1 | 30 | 25 | 1 | 14 | 2 | 19 | 46 | |
| Colorado | 34 | 8 | 19 | 7 | 31 | 36 | 63 | -27 | 6 | 8 | 3 | 24 | 32 | 2 | 11 | 4 | 12 | 31 | |
| San Jose | 34 | 4 | 21 | 9 | 21 | 49 | 71 | -22 | 2 | 9 | 6 | 27 | 39 | 2 | 12 | 3 | 22 | 32 | |

2017

| DATE | OPPONENT | RESULT | ATT. | W-L-T | POS. | PTS | NOTES: |
|------------|--------------------|--------|--------|---------|------|-----|--|
| 03/04/2017 | at Los Angeles | W 2-1 | 23,554 | 1-0-0 | T1 | 3 | DAL: Urruti (47) Acosta (69); LA: G. dos Santos (53) |
| 03/11/2017 | at Sporting KC | T 0-0 | 19,117 | 1-0-1 | 3 | 4 | -- |
| 03/18/2017 | New England | W 2-1 | 16,150 | 2-0-1 | 2 | 7 | DAL: Urruti (71,77); NE: Nguyen (10) |
| 04/08/2017 | Minnesota | W 2-0 | 16,048 | 3-0-1 | 2 | 10 | DAL: Morales (43) Barrios (49) |
| 04/14/2017 | at San Jose | T 1-1 | 18,000 | 3-0-2 | 2 | 11 | DAL: Acosta (78); SJ: Hyka (94+) |
| 04/22/2017 | Sporting KC | W 1-0 | 15,411 | 4-0-2 | 2 | 14 | DAL: Figueroa (77) |
| 04/29/2017 | Portland | T 2-2 | 16,014 | 4-0-3 | T2 | 15 | DAL: Urruti (61) Akindele (80); POR: Adi (30) Blanco (71) |
| 05/06/2017 | at Real Salt Lake | W 3-0 | 18,160 | 5-0-3 | T1 | 18 | DAL: Urruti (3,91+) Hedges (67) |
| 05/14/2017 | New York City FC | T 1-1 | 14,665 | 5-0-4 | T1 | 19 | DAL: Acosta (20); NYC: McNamara (68) |
| 05/20/2017 | San Jose | L 0-1 | 14,200 | 5-1-4 | T2 | 19 | SJ: Hyka (81) |
| 05/25/2017 | at Chicago | L 1-2 | 12,584 | 5-2-4 | T2 | 19 | DAL: Lamah (6); CHI: Nikolic (3) Accam (9) |
| 05/28/2017 | Houston | T 0-0 | 15,055 | 5-2-5 | T2 | 20 | -- |
| 06/03/2017 | Real Salt Lake | W 6-2 | 14,016 | 6-2-5 | T2 | 23 | DAL: Lamah (8,22,31) Urruti (39) Akindele (43) Ferreira (89); RSL: Holness (70) Beckerman (72) |
| 06/10/2017 | at Portland | L 0-2 | 21,144 | 6-3-5 | T3 | 23 | POR: Adi (32,72) |
| 06/17/2017 | at Vancouver | T 1-1 | 22,120 | 6-3-6 | T2 | 24 | DAL: Urruti (52); VAN: Techera (74) |
| 06/23/2017 | at Houston | T 1-1 | 22,115 | 6-3-7 | T2 | 25 | DAL: Urruti (59); HOU: Torres (19) |
| 07/01/2017 | Toronto FC | W 3-1 | 14,984 | 7-3-7 | 2 | 28 | DAL: Lamah (5,21) Urruti (78); TOR: Delgado (56) |
| 07/04/2017 | D.C. United | W 4-2 | 16,291 | 8-3-7 | T1 | 31 | DAL: Harris (41) Urruti (47) Lamah (48+,55); DC: Harkes (30) Brown (57) |
| 07/22/2017 | at Montreal | W 2-1 | 20,481 | 9-3-7 | 1 | 34 | DAL: Colman (52,62); MTL: Salazar (23) |
| 07/29/2017 | Vancouver | L 0-4 | 15,274 | 9-4-7 | 2 | 34 | VAN: Ibini (18) Montero (49,67) Mezquida (83) |
| 08/05/2017 | at Philadelphia | L 1-3 | 17,880 | 9-5-7 | T2 | 34 | DAL: Barrios (92+); PHI: Sapong (17,68) Ilinho (22) |
| 08/12/2017 | Colorado | T 0-0 | 14,522 | 9-5-8 | 4 | 35 | -- |
| 08/19/2017 | at Sporting KC | L 0-2 | 19,869 | 9-6-8 | 5 | 35 | KC: Rubio (42) Fernandes (92+) |
| 08/23/2017 | Houston | T 3-3 | 13,339 | 9-6-9 | 5 | 36 | DAL: Akindele (45) Figueroa (47+) Urruti (51); HOU: Sanchez (1) Torres (71,86) |
| 08/26/2017 | at Columbus | L 1-2 | 18,379 | 9-7-9 | 6 | 36 | DAL: Zimmerman (78); CLB: Kamara (50) Mensah (71) |
| 09/02/2017 | New York Red Bull | T 2-2 | 16,035 | 9-7-10 | 6 | 37 | DAL: Grana (54) Diaz (75); NYR: Kljestan (43) Long (57) |
| 09/10/2017 | at Atlanta | L 0-3 | 45,314 | 9-8-10 | 6 | 37 | ATL: Gonzalez (14) Martinez (46) Garza (68) |
| 09/16/2017 | Seattle | T 0-0 | 15,124 | 9-8-11 | T6 | 38 | -- |
| 09/23/2017 | at Minnesota | L 1-4 | 22,055 | 9-9-11 | 8 | 38 | DAL: Akindele (14); MIN: Ramirez (24) Ibarra (35) Finlay (71) Danladi (88) |
| 09/27/2017 | Colorado | W 2-0 | 14,566 | 10-9-11 | T5 | 41 | DAL: Figueroa (6) Lamah (9) |
| 09/30/2017 | at Orlando City SC | T 0-0 | 24,007 | 10-9-12 | T6 | 42 | -- |
| 10/07/2017 | at Colorado | T 1-1 | 16,598 | 10-9-13 | T5 | 43 | DAL: Harris (54); COL: Aigner (15) |
| 10/15/2017 | at Seattle | L 0-4 | 48,478 | 10-10-1 | T6 | 43 | SEA: Rodriguez (31) Bruin (64,67) Neagle (92+) |
| 10/22/2017 | Los Angeles | W 5-1 | 15,383 | 11-10-1 | T6 | 46 | DAL: Lamah (37,49) Hedges (41) Barrios (68) Diaz (73); LA: Ciani (2) |

2017 MLS STANDINGS

| EASTERN | OVERALL | | | | | PTS | GF | GA | GD | HOME | | | GF | GA | AWAY | | | GF | GA |
|--------------|---------|----|----|----|----|-----|----|-----|----|------|---|----|----|----|------|---|----|----|----|
| | GP | W | L | T | W | | | | | L | T | W | | | L | T | | | |
| Toronto FC | 34 | 20 | 5 | 9 | 69 | 74 | 37 | 37 | 13 | 1 | 3 | 45 | 15 | 7 | 4 | 6 | 29 | 22 | |
| NYCFC | 34 | 16 | 9 | 9 | 57 | 56 | 43 | 13 | 10 | 2 | 5 | 33 | 20 | 6 | 7 | 4 | 23 | 23 | |
| Chicago | 34 | 16 | 11 | 7 | 55 | 61 | 47 | 14 | 12 | 2 | 3 | 41 | 14 | 4 | 9 | 4 | 20 | 33 | |
| Atlanta | 34 | 15 | 9 | 10 | 55 | 70 | 40 | 30 | 11 | 3 | 3 | 48 | 19 | 4 | 6 | 7 | 22 | 21 | |
| Columbus | 34 | 16 | 12 | 6 | 54 | 53 | 49 | 4 | 12 | 3 | 2 | 34 | 17 | 4 | 9 | 4 | 19 | 32 | |
| NYRB | 34 | 14 | 12 | 8 | 50 | 53 | 47 | 6 | 9 | 2 | 6 | 30 | 14 | 5 | 10 | 2 | 23 | 33 | |
| New England | 34 | 13 | 15 | 6 | 45 | 53 | 61 | -8 | 12 | 2 | 3 | 38 | 15 | 1 | 13 | 3 | 15 | 46 | |
| Philadelphia | 34 | 11 | 14 | 9 | 42 | 50 | 47 | 3 | 10 | 4 | 3 | 36 | 21 | 1 | 10 | 6 | 14 | 26 | |
| Montreal | 34 | 11 | 17 | 6 | 39 | 52 | 58 | -6 | 8 | 8 | 1 | 30 | 25 | 3 | 9 | 5 | 22 | 33 | |
| Orlando City | 34 | 10 | 15 | 9 | 39 | 39 | 58 | -19 | 7 | 5 | 5 | 24 | 19 | 3 | 10 | 4 | 15 | 39 | |
| D.C. United | 34 | 9 | 20 | 5 | 32 | 31 | 60 | -29 | 6 | 8 | 3 | 16 | 20 | 3 | 12 | 2 | 15 | 40 | |

| WESTERN | OVERALL | | | | | PTS | GF | GA | GD | HOME | | | GF | GA | AWAY | | | GF | GA |
|------------------|-----------|-----------|-----------|-----------|-----------|-----------|-----------|----------|----------|----------|----------|-----------|-----------|----------|----------|----------|-----------|-----------|----|
| | GP | W | L | T | W | | | | | L | T | W | | | L | T | | | |
| Portland | 34 | 15 | 11 | 8 | 53 | 60 | 50 | 10 | 11 | 2 | 4 | 38 | 18 | 4 | 9 | 4 | 22 | 32 | |
| Seattle | 34 | 14 | 9 | 11 | 53 | 52 | 39 | 13 | 11 | 1 | 5 | 32 | 12 | 3 | 8 | 6 | 20 | 27 | |
| Vancouver | 34 | 15 | 12 | 7 | 52 | 50 | 49 | 1 | 9 | 3 | 5 | 30 | 20 | 6 | 9 | 2 | 20 | 29 | |
| Houston | 34 | 13 | 10 | 11 | 50 | 57 | 45 | 12 | 12 | 1 | 4 | 43 | 17 | 1 | 9 | 7 | 14 | 28 | |
| Sporting KC | 34 | 12 | 9 | 13 | 49 | 40 | 29 | 11 | 10 | 1 | 6 | 30 | 11 | 2 | 8 | 7 | 10 | 18 | |
| San Jose | 34 | 13 | 14 | 7 | 46 | 39 | 60 | -21 | 10 | 2 | 5 | 28 | 21 | 3 | 12 | 2 | 11 | 39 | |
| FC DALLAS | 34 | 11 | 10 | 13 | 46 | 48 | 48 | 0 | 8 | 2 | 7 | 33 | 20 | 3 | 8 | 6 | 15 | 28 | |
| Real Salt Lake | 34 | 13 | 15 | 6 | 45 | 49 | 55 | -6 | 9 | 4 | 4 | 26 | 16 | 4 | 11 | 2 | 23 | 39 | |
| Minnesota | 34 | 10 | 18 | 6 | 36 | 47 | 70 | -23 | 7 | 6 | 4 | 25 | 26 | 3 | 12 | 2 | 22 | 44 | |
| Colorado | 34 | 9 | 19 | 6 | 33 | 31 | 51 | -20 | 8 | 5 | 4 | 24 | 20 | 1 | 14 | 2 | 7 | 31 | |
| LA Galaxy | 34 | 8 | 18 | 8 | 32 | 45 | 67 | -22 | 3 | 9 | 5 | 17 | 29 | 5 | 9 | 3 | 28 | 38 | |

2016

| DATE | OPPONENT | RESULT | ATT. | W-L-T | POS. | PTS | NOTES: |
|------------|-------------------|--------|--------|--------|------|-----|--|
| 03/06/2016 | Philadelphia | W 2-0 | 14,248 | 1-0-0 | T1 | 3 | DAL: Castillo (22) Urruti (79) |
| 03/12/2016 | at Houston | L 0-5 | 21,601 | 1-1-0 | T4 | 3 | HOU: Horst (6) own goal (13) Clark (23) Wenger (27) Bruin (85) |
| 03/19/2016 | Montreal | W 2-0 | 14,502 | 2-1-0 | T1 | 6 | DAL: Diaz (79) Urruti (87) |
| 03/26/2016 | at D.C. United | W 3-0 | 14,201 | 3-1-0 | T1 | 9 | DAL: Barrios (14,28) Urruti (52) |
| 04/02/2016 | Columbus | T 1-1 | 13,174 | 3-1-1 | 1 | 10 | DAL: Akindele (77); CLB: Meram (9) |
| 04/09/2016 | San Jose | T 2-2 | 13,386 | 3-1-2 | T2 | 11 | DAL: Akindele (36) own goal (62); SJ: Quintero (4) Wondolowski (55) |
| 04/13/2016 | at Portland | W 3-1 | 21,144 | 4-1-2 | 1 | 14 | DAL: Barrios (4) Castillo (26) Akindele (29); POR: Mattocks (67) |
| 04/17/2016 | Sporting KC | W 2-1 | 16,215 | 5-1-2 | 1 | 17 | DAL: Barrios (35) Rosales (68); KC: Olum (22) |
| 04/23/2016 | at Vancouver | L 0-3 | 22,120 | 5-2-2 | 1 | 17 | VAN: own goal (35) Harvey (63) Manneh (77) |
| 04/29/2016 | at New York Red B | L 0-4 | 18,025 | 5-3-2 | 1 | 17 | NYR: Sam (37) Kljestan (52) Grella (71) Martins (83) |
| 05/07/2016 | at Toronto FC | L 0-1 | 30,025 | 5-4-2 | T2 | 17 | TOR: Endoh (28) |
| 05/11/2016 | Portland | W 2-1 | 10,381 | 6-4-2 | 2 | 20 | DAL: Hollingshead (55) Zimmerman (57); POR: Valeri (3) |
| 05/14/2016 | Seattle | W 2-0 | 14,630 | 7-4-2 | 2 | 23 | DAL: Diaz (3) Barrios (80) |
| 05/21/2016 | at New England | W 4-2 | 23,472 | 8-4-2 | 2 | 26 | DAL: Akindele (5,90) Harris (36) Castillo (70); NE: Agudelo (23) Nguyen (26) |
| 05/28/2016 | at San Jose | T 0-0 | 18,000 | 8-4-3 | 2 | 27 | -- |
| 06/02/2016 | Houston | T 1-1 | 13,457 | 8-4-4 | T1 | 28 | DAL: Hollingshead (23); HOU: Clark (51) |
| 06/19/2016 | at Sporting KC | L 0-2 | 18,927 | 8-5-4 | 2 | 28 | KC: Olum (43) Feilhaber (47+) |
| 06/25/2016 | Real Salt Lake | W 2-0 | 13,128 | 9-5-4 | 2 | 31 | DAL: Acosta (18) Castillo (58) |
| 07/04/2016 | Orlando City SC | W 4-0 | 16,195 | 10-5-4 | 1 | 34 | DAL: Zimmerman (11) Barrios (21) Hedges (61) Castillo (92+) |
| 07/08/2016 | at San Jose | W 1-0 | 18,000 | 11-5-4 | 1 | 37 | DAL: Urruti (51) |
| 07/13/2016 | at Seattle | L 0-5 | 40,101 | 11-6-4 | 1 | 37 | SEA: Dempsey (6) Ivanschitz (18) Morris (22) J. Jones (61) Roldan (73) |
| 07/16/2016 | Chicago | W 3-1 | 13,942 | 12-6-4 | 1 | 40 | DAL: Urruti (23) Diaz (41) Rosales (92+); CHI: Alvarez (91+) |
| 07/23/2016 | at Colorado | T 1-1 | 18,178 | 12-6-5 | 1 | 41 | DAL: Ulloa (82); COL: Hairston (44) |
| 07/31/2016 | Vancouver | W 2-0 | 13,824 | 13-6-5 | 1 | 44 | DAL: Acosta (56) Urruti (59) |
| 08/13/2016 | Sporting KC | T 2-2 | 13,408 | 13-6-6 | 1 | 45 | DAL: Akindele (66) Urruti (76); KC: Dwyer (68,73) |
| 08/20/2016 | at Real Salt Lake | L 0-1 | 19,939 | 13-7-6 | 1 | 45 | RSL: Olave (78) |
| 08/27/2016 | at Houston | W 3-1 | 18,769 | 14-7-6 | 1 | 48 | DAL: Diaz (59) Barrios (60,79); HOU: Alex (19) |
| 09/03/2016 | Portland | W 3-1 | 14,207 | 15-7-6 | 1 | 51 | DAL: Diaz (14) Ulloa (47+) Zimmerman (53); POR: Valeri (87) |
| 09/10/2016 | Colorado | L 0-1 | 14,468 | 15-8-6 | 1 | 51 | COL: Badji (52) |
| 09/17/2016 | at New York City | T 2-2 | 25,204 | 15-8-7 | 1 | 52 | DAL: Urruti (20) Barrios (52); NYC: McNamara (8) Shelton (78) |
| 09/24/2016 | at Real Salt Lake | T 0-0 | 20,069 | 15-8-8 | 1 | 53 | -- |
| 10/01/2016 | Los Angeles | W 1-0 | 15,968 | 16-8-8 | 1 | 56 | DAL: Zimmerman (39) |
| 10/16/2016 | Seattle | W 2-1 | 14,468 | 17-8-8 | 1 | 59 | DAL: Urruti (79) Ruiz (89); SEA: Lodeiro (41) |
| 10/23/2016 | at Los Angeles | T 0-0 | 27,167 | 17-8-9 | 1 | 60 | -- |

2016 MLS STANDINGS

| EASTERN | OVERALL | | | | | | | | HOME | | | AWAY | | | | | | |
|--------------|---------|----|----|----|-----|----|----|-----|------|---|---|------|----|---|----|---|----|----|
| | GP | W | L | T | PTS | GF | GA | GD | W | L | T | GF | GA | W | L | T | GF | GA |
| NY Red Bulls | 34 | 16 | 9 | 9 | 57 | 61 | 44 | 17 | 13 | 2 | 2 | 36 | 17 | 3 | 7 | 7 | 25 | 27 |
| NYCFC | 34 | 15 | 10 | 9 | 54 | 62 | 57 | 5 | 8 | 3 | 6 | 35 | 28 | 7 | 7 | 3 | 27 | 29 |
| Toronto FC | 34 | 14 | 9 | 11 | 53 | 51 | 39 | 12 | 8 | 3 | 6 | 28 | 17 | 6 | 6 | 5 | 23 | 22 |
| D.C. United | 34 | 11 | 10 | 13 | 46 | 53 | 47 | 6 | 9 | 4 | 4 | 35 | 18 | 2 | 6 | 9 | 18 | 29 |
| Montreal | 34 | 11 | 11 | 12 | 45 | 49 | 53 | -4 | 7 | 5 | 5 | 31 | 29 | 4 | 6 | 7 | 18 | 24 |
| Philadelphia | 34 | 11 | 14 | 9 | 42 | 52 | 55 | -3 | 8 | 5 | 4 | 30 | 24 | 3 | 9 | 5 | 22 | 31 |
| New England | 34 | 11 | 14 | 9 | 42 | 44 | 54 | -10 | 9 | 4 | 4 | 26 | 19 | 2 | 10 | 5 | 18 | 35 |
| Orlando City | 34 | 9 | 11 | 14 | 41 | 55 | 60 | -5 | 6 | 4 | 7 | 31 | 28 | 3 | 7 | 7 | 24 | 32 |
| Columbus | 34 | 8 | 14 | 12 | 36 | 50 | 58 | -8 | 6 | 3 | 8 | 31 | 25 | 2 | 11 | 4 | 19 | 33 |
| Chicago | 34 | 7 | 17 | 10 | 31 | 42 | 58 | -16 | 6 | 3 | 8 | 26 | 21 | 1 | 14 | 2 | 16 | 37 |

| WESTERN CONFERENCE | OVERALL | | | | | | | | HOME | | | AWAY | | | | | | |
|--------------------|-----------|-----------|----------|----------|-----------|-----------|-----------|-----------|-----------|----------|----------|-----------|-----------|----------|----------|----------|-----------|-----------|
| | GP | W | L | T | PTS | GF | GA | GD | W | L | T | GF | GA | W | L | T | GF | GA |
| FC DALLAS | 34 | 17 | 8 | 9 | 60 | 50 | 40 | 10 | 12 | 1 | 4 | 33 | 12 | 5 | 7 | 5 | 17 | 28 |
| Colorado | 34 | 15 | 6 | 13 | 58 | 39 | 32 | 7 | 11 | 0 | 6 | 20 | 7 | 4 | 6 | 7 | 19 | 25 |
| Los Angeles | 34 | 12 | 6 | 16 | 52 | 54 | 39 | 15 | 8 | 1 | 8 | 32 | 18 | 4 | 5 | 8 | 22 | 21 |
| Seattle | 34 | 14 | 14 | 6 | 48 | 44 | 43 | 1 | 10 | 5 | 2 | 22 | 12 | 4 | 9 | 4 | 22 | 31 |
| Sporting KC | 34 | 13 | 13 | 8 | 47 | 42 | 41 | 1 | 10 | 4 | 3 | 30 | 19 | 3 | 9 | 5 | 12 | 22 |
| Real Salt Lake | 34 | 12 | 12 | 10 | 46 | 44 | 46 | -2 | 8 | 1 | 8 | 22 | 14 | 4 | 11 | 2 | 22 | 32 |
| Portland | 34 | 12 | 14 | 8 | 44 | 48 | 53 | -5 | 12 | 3 | 2 | 35 | 21 | 0 | 11 | 6 | 13 | 32 |
| Vancouver | 34 | 10 | 15 | 9 | 39 | 45 | 52 | -7 | 6 | 5 | 6 | 28 | 22 | 4 | 10 | 3 | 17 | 30 |
| San Jose | 34 | 8 | 12 | 14 | 38 | 32 | 40 | -8 | 7 | 3 | 7 | 18 | 12 | 1 | 9 | 7 | 14 | 28 |
| Houston | 34 | 7 | 14 | 13 | 34 | 39 | 45 | -6 | 5 | 5 | 7 | 23 | 21 | 2 | 9 | 6 | 16 | 24 |

2015

| DATE | OPPONENT | RESULT | ATT. | W-L-T | POS. | PTS | NOTES: |
|------------|--------------------|--------|--------|---------|------|-----|--|
| 03/07/2015 | San Jose | W 1-0 | 15,236 | 1-0-0 | T1 | 3 | DAL: Perez (92+) |
| 03/14/2015 | Sporting KC | W 3-1 | 14,149 | 2-0-0 | 1 | 6 | DAL: Perez (17,52) Castillo (73); KC: Espinoza (44) |
| 03/21/2015 | at Philadelphia | W 2-0 | 16,031 | 3-0-0 | 1 | 9 | DAL: Akindele (49) Hollingshead (59) |
| 03/28/2015 | Seattle | T 0-0 | 18,333 | 3-0-1 | 1 | 10 | -- |
| 04/04/2015 | at Portland | L 1-3 | 21,144 | 3-1-1 | 2 | 10 | DAL: Akindele (29); POR: Borchers (23) Urruti (62) Chara (87) |
| 04/10/2015 | Colorado | L 0-4 | 12,929 | 3-2-1 | 2 | 10 | COL: Badji (2) Powers (43) Torres (70) Serna (85) |
| 04/18/2015 | Toronto FC | W 3-2 | 16,176 | 4-2-1 | 2 | 13 | DAL: Castillo (0:29,10) Perez (27); TOR: Giovinco (83,89) |
| 04/24/2015 | at Colorado | T 1-1 | 12,944 | 4-2-2 | 2 | 14 | DAL: Diaz (31); COL: LaBrocca (79) |
| 05/01/2015 | at Houston | W 4-1 | 19,975 | 5-2-2 | 1 | 17 | DAL: Hollingshead (9) Texeira (21) Diaz (52) Castillo (55); HOU: Barnes (32) |
| 05/09/2015 | Los Angeles | W 2-1 | 13,829 | 6-2-2 | T1 | 20 | DAL: Perez (77) Akindele (86); LA: Zardes (59) |
| 05/15/2015 | New York Red Bull | T 0-0 | 12,640 | 6-2-3 | 1 | 21 | -- |
| 05/23/2015 | at Montreal | L 1-2 | 13,020 | 6-3-3 | 1 | 21 | DAL: Hedges (77); MTL: Piatti (25) McNerney (50) |
| 05/29/2015 | at Sporting KC | L 0-4 | 20,172 | 6-4-3 | T2 | 21 | KC: Nemeth (19) Feilhaber (51) Ellis (57) Zusi (64) |
| 06/07/2015 | at San Jose | T 0-0 | 18,000 | 6-4-4 | T4 | 22 | -- |
| 06/13/2015 | at Seattle | L 0-3 | 41,108 | 6-5-4 | T4 | 22 | SEA: Neagle (55) Martins (73) Gonzalez (92+) |
| 06/19/2015 | at Colorado | T 1-1 | 15,585 | 6-5-5 | 4 | 23 | DAL: Castillo (71); COL: Serna (88) |
| 06/26/2015 | Houston | W 2-0 | 15,037 | 7-5-5 | 4 | 26 | DAL: own goal (33) Castillo (42) |
| 07/04/2015 | New England | W 3-0 | 19,140 | 8-5-5 | 4 | 29 | DAL: Diaz (9) Castillo (64) Barrios (73) |
| 07/11/2015 | at Orlando City SC | W 2-0 | 30,513 | 9-5-5 | T1 | 32 | DAL: Diaz (46+) Texeira (64) |
| 07/18/2015 | D.C. United | W 2-1 | 16,215 | 10-5-5 | 1 | 35 | DAL: Acosta (73) Castillo (92+); DC: own goal (77) |
| 07/25/2015 | Portland | W 4-1 | 15,992 | 11-5-5 | 1 | 38 | DAL: Barrios (12,22) Acosta (69) Diaz (87); POR: Adi (93+) |
| 08/02/2015 | at Chicago | L 0-2 | 14,209 | 11-6-5 | 2 | 38 | CHI: Accam (4) Maloney (85) |
| 08/15/2015 | Los Angeles | L 1-2 | 21,907 | 11-7-5 | 5 | 38 | DAL: Barrios (33); LA: Keane (51,55) |
| 08/22/2015 | at Vancouver | L 0-1 | 21,000 | 11-8-5 | 5 | 38 | VAN: Techera (32) |
| 08/29/2015 | Real Salt Lake | W 2-0 | 18,172 | 12-8-5 | 3 | 41 | DAL: Akindele (51) Castillo (79) |
| 09/06/2015 | at Columbus | W 3-0 | 20,217 | 13-8-5 | 3 | 44 | DAL: Harris (27) Barrios (69) Texeira (71) |
| 09/12/2015 | New York City FC | W 2-1 | 16,937 | 14-8-5 | T2 | 47 | DAL: Akindele (45) Michel (49+); NYC: Mullins (70) |
| 09/18/2015 | at Sporting KC | L 1-3 | 18,861 | 14-9-5 | T2 | 47 | DAL: Ulloa (80); KC: Feilhaber (65,76) Dwyer (83) |
| 09/27/2015 | at Los Angeles | L 2-3 | 27,000 | 14-10-5 | 3 | 47 | DAL: Barrios (35) Harris (86); LA: dos Santos (11) Keane (14) Gerrard (57) |
| 10/04/2015 | Houston | W 4-1 | 16,744 | 15-10-5 | 2 | 50 | DAL: Diaz (25) Texeira (51,93+) Acosta (53); HOU: Clark (36) |
| 10/07/2015 | at Vancouver | T 0-0 | 19,339 | 15-10-6 | T1 | 51 | -- |
| 10/14/2015 | Vancouver | W 2-0 | 11,848 | 16-10-6 | 1 | 54 | DAL: Barrios (32) Diaz (52) |
| 10/17/2015 | at Real Salt Lake | W 1-0 | 19,899 | 17-10-6 | 1 | 57 | DAL: Texeira (57) |
| 10/25/2015 | San Jose | W 2-1 | 16,937 | 18-10-6 | 1 | 60 | DAL: Diaz (38) Ulloa (79); SJ: AmariKwa (13) |

2015 MLS STANDINGS

| EASTERN | OVERALL | | | | | GF | GA | GD | HOME | | | GF | GA | AWAY | | | GF | GA |
|--------------|---------|----|----|---|-----|----|----|-----|------|---|---|----|----|------|----|---|----|----|
| | GP | W | L | T | PTS | | | | W | L | T | | | W | L | T | | |
| NY Red Bulls | 34 | 18 | 10 | 6 | 60 | 62 | 43 | 19 | 12 | 3 | 2 | 35 | 18 | 6 | 7 | 4 | 27 | 25 |
| Columbus | 34 | 15 | 11 | 8 | 53 | 58 | 53 | 5 | 9 | 4 | 4 | 38 | 25 | 6 | 7 | 4 | 20 | 28 |
| Montreal | 34 | 15 | 13 | 6 | 51 | 48 | 44 | 4 | 11 | 4 | 2 | 32 | 17 | 4 | 9 | 4 | 16 | 27 |
| D.C. United | 34 | 15 | 13 | 6 | 51 | 43 | 45 | -2 | 11 | 3 | 3 | 34 | 21 | 4 | 10 | 3 | 9 | 24 |
| New England | 34 | 14 | 12 | 8 | 50 | 48 | 47 | 1 | 9 | 2 | 6 | 27 | 12 | 5 | 10 | 2 | 21 | 35 |
| Toronto FC | 34 | 15 | 15 | 4 | 49 | 58 | 58 | 0 | 11 | 5 | 1 | 34 | 22 | 4 | 10 | 3 | 24 | 36 |
| Orlando City | 34 | 12 | 14 | 8 | 44 | 46 | 56 | -10 | 7 | 5 | 5 | 25 | 19 | 5 | 9 | 3 | 21 | 37 |
| NY City FC | 34 | 10 | 17 | 7 | 37 | 49 | 58 | -9 | 6 | 7 | 4 | 32 | 31 | 4 | 10 | 3 | 17 | 27 |
| Philadelphia | 34 | 10 | 17 | 7 | 37 | 42 | 55 | -13 | 7 | 7 | 3 | 22 | 19 | 3 | 10 | 4 | 20 | 36 |
| Chicago | 34 | 8 | 20 | 6 | 30 | 43 | 58 | -15 | 8 | 8 | 1 | 23 | 19 | 0 | 12 | 5 | 20 | 39 |

| WESTERN | OVERALL | | | | | GF | GA | GD | HOME | | | GF | GA | AWAY | | | GF | GA |
|------------------|-----------|-----------|-----------|----------|-----------|-----------|-----------|-----------|-----------|----------|----------|-----------|-----------|----------|----------|----------|-----------|-----------|
| | GP | W | L | T | PTS | | | | W | L | T | | | W | L | T | | |
| FC DALLAS | 34 | 18 | 10 | 6 | 60 | 52 | 39 | 13 | 13 | 2 | 2 | 33 | 15 | 5 | 8 | 4 | 19 | 24 |
| Vancouver | 34 | 16 | 13 | 5 | 53 | 45 | 36 | 9 | 9 | 6 | 2 | 27 | 18 | 7 | 7 | 3 | 18 | 18 |
| Portland | 34 | 15 | 11 | 8 | 53 | 41 | 39 | 2 | 8 | 3 | 6 | 23 | 13 | 7 | 8 | 2 | 18 | 26 |
| Seattle | 34 | 15 | 13 | 6 | 51 | 44 | 36 | 8 | 11 | 4 | 2 | 26 | 14 | 4 | 9 | 4 | 18 | 22 |
| Los Angeles | 34 | 14 | 11 | 9 | 51 | 56 | 46 | 10 | 12 | 2 | 3 | 41 | 16 | 2 | 9 | 6 | 15 | 30 |
| Sporting KC | 34 | 14 | 11 | 9 | 51 | 48 | 45 | 3 | 10 | 2 | 5 | 29 | 20 | 4 | 9 | 4 | 19 | 25 |
| San Jose | 34 | 13 | 13 | 8 | 47 | 41 | 39 | 2 | 8 | 3 | 6 | 17 | 11 | 5 | 10 | 2 | 24 | 28 |
| Houston | 34 | 11 | 14 | 9 | 42 | 42 | 49 | -7 | 9 | 4 | 4 | 30 | 21 | 2 | 10 | 5 | 12 | 28 |
| Real Salt Lake | 34 | 11 | 15 | 8 | 41 | 38 | 48 | -10 | 7 | 4 | 6 | 22 | 14 | 4 | 11 | 2 | 16 | 34 |
| Colorado | 34 | 9 | 15 | 10 | 37 | 33 | 43 | -10 | 5 | 7 | 5 | 19 | 23 | 4 | 8 | 5 | 14 | 20 |

2014

| DATE | OPPONENT | RESULT | ATT. | W-L-T | POS. | PTS | NOTES: |
|----------|-----------------|--------|--------|---------|------|-----|---|
| 3/8/14 | Montreal | W 3-2 | 18,011 | 1-0-0 | | | DAL: Castillo (16) Perez (24) Diaz (47); MTL: Nyassi (10) Wenger (65) |
| 3/15/14 | @Sporting KC | T 1-1 | 19,431 | 1-0-1 | | | DAL: Hedges (90); KC: Collin (81) |
| 3/22/14 | Chivas USA | W 3-1 | 15,564 | 2-0-1 | | | DAL: Castillo (71) Watson (78) Michel (86); CHV: Torres (81) |
| 3/29/14 | Portland | W 2-1 | 16,045 | 3-0-1 | | | DAL: Perez (48+) Diaz (84); POR: own goal (66) |
| 4/5/14 | @Houston | W 4-1 | 22,202 | 4-0-1 | | | DAL: Michel (31) Watson (61,70) own goal (68); HOU: Clark (41) |
| 4/12/14 | Seattle | L 2-3 | 17,070 | 4-1-1 | | | DAL: Texeira (10) Michel (42); SEA: Dempsey (22,85) own goal (75) |
| 4/19/14 | Toronto FC | W 2-1 | 17,406 | 5-1-1 | | | DAL: Hedges (37) Perez (88); TOR: Nakajima-Farran (21) |
| 4/26/14 | @D.C. United | L 1-4 | 11,172 | 5-2-1 | | | DAL: Diaz (13); DC: Espindola (49+,69) Boswell (60) Franklin (64) |
| 5/4/14 | NY Red Bulls | L 0-1 | 17,105 | 5-3-1 | | | NY: Wright-Phillips (71) |
| 5/7/14 | @Seattle | L 1-2 | 38,489 | 5-4-1 | | | DAL: Michel (16); SEA: Neagle (62) Cooper (88) |
| 5/10/14 | @San Jose | L 1-2 | 10,525 | 5-5-1 | | | DAL: Michel (76); SJ: Cato (25) own goal (73) |
| 5/17/14 | Chivas USA | T 1-1 | 15,039 | 5-5-2 | | | DAL: Castillo (83); CHV: Delgado (60) |
| 5/21/14 | @Los Angeles | L 1-2 | 14,615 | 5-6-2 | | | DAL: Akindele (65); LA: Keane (24) Zardes (44) |
| 5/24/14 | @Real Salt Lake | T 0-0 | 20,488 | 5-6-3 | | | -- |
| 5/31/14 | San Jose | L 1-2 | 15,682 | 5-7-3 | | | DAL: Perez (16); SJ: Harris (27) Pierazzi (45) |
| 6/7/14 | Colorado | W 3-2 | 16,209 | 6-7-3 | | | DAL: Escobar (33) Loyd (47+) Castillo (62); COL: Brown (25) Martin (52) |
| 6/11/14 | @Portland | T 2-2 | 20,814 | 6-7-4 | | | DAL: Castillo (27) Perez (39); POR: Johnson (79) Kah (94+) |
| 6/29/14 | @Columbus | T 0-0 | 20,617 | 6-7-5 | | | -- |
| 7/4/14 | Philadelphia | W 2-1 | 21,182 | 7-7-5 | | | DAL: Akindele (26) own goal (49); PHI: Okugo (43) |
| 7/19/14 | New England | W 2-0 | 15,551 | 8-7-5 | | | DAL: Escobar (29) Akindele (91+) |
| 7/27/14 | @Vancouver | T 2-2 | 21,000 | 8-7-6 | | | DAL: Perez (29) Michel (39); VAN: Mattocks (11) Morales (53) |
| 8/3/14 | @Chivas USA | W 1-0 | 3,951 | 9-7-6 | | | DAL: Akindele (49) |
| 8/9/14 | Colorado | W 3-1 | 15,731 | 10-7-6 | | | DAL: Hedges (9) Michel (11) Castillo (55); COL: Torres (86) |
| 8/16/14 | @San Jose | W 5-0 | 10,525 | 11-7-6 | | | DAL: Castillo (30,74) Akindele (43,58,86) |
| 8/22/14 | Real Salt Lake | W 2-1 | 17,622 | 12-7-6 | | | DAL: Watson (50) Castillo (74); RSL: Garcia (91+) |
| 8/30/14 | @Chicago | L 0-1 | 16,824 | 12-8-6 | | | CHI: Earnshaw (83) |
| 9/6/14 | @Real Salt Lake | L 1-2 | 20,545 | 12-9-6 | | | DAL: Michel (62); RSL: Findley (31) Saborio (77) |
| 9/13/14 | Vancouver | W 2-1 | 16,792 | 13-9-6 | | | DAL: Perez (20,78); VAN: Hurtado (67) |
| 9/20/14 | @LA Galaxy | L 1-2 | 22,863 | 13-10-6 | | | DAL: Perez (54); LA: Keane (62) Gordon (84) |
| 9/24/14 | Seattle | W 3-1 | 14,601 | 14-10-6 | | | DAL: Texeira (8,78) Perez (88); SEA: Neagle (58) |
| 10/4/14 | @Vancouver | L 0-2 | 20,183 | 14-11-6 | | | VAN: Fernandez (14,18) |
| 10/12/14 | LA Galaxy | W 2-1 | 19,039 | 15-11-6 | | | DAL: Texeira (52) Castillo (87); LA: Ishizaki (22) |
| 10/18/14 | @Colorado | W 1-0 | 15,274 | 16-11-6 | | | DAL: Perez (56) |
| 10/25/14 | Portland | L 0-2 | 17,231 | 16-12-6 | | | POR: Nagbe (43) Urruti (82) |

2014 MLS STANDINGS

| EASTERN | OVERALL | | | | | PTS | GF | GA | GD | HOME | | | GF | GA | AWAY | | | GF | GA |
|--------------|---------|----|----|----|----|-----|----|-----|----|------|----|----|----|----|------|---|----|----|----|
| | GP | W | L | T | W | | | | | L | T | W | | | L | T | | | |
| D.C. United | 34 | 17 | 9 | 8 | 59 | 52 | 37 | 15 | 11 | 2 | 4 | 28 | 12 | 6 | 7 | 4 | 24 | 25 | |
| New England | 34 | 17 | 13 | 4 | 55 | 51 | 46 | 5 | 11 | 4 | 2 | 28 | 14 | 6 | 9 | 2 | 23 | 32 | |
| Columbus | 34 | 14 | 10 | 10 | 52 | 52 | 42 | 10 | 9 | 4 | 4 | 27 | 15 | 5 | 6 | 6 | 25 | 27 | |
| New York | 34 | 13 | 10 | 11 | 50 | 55 | 50 | 5 | 10 | 3 | 4 | 38 | 23 | 3 | 7 | 7 | 17 | 27 | |
| Sporting KC | 34 | 14 | 13 | 7 | 49 | 48 | 41 | 7 | 6 | 5 | 6 | 25 | 21 | 8 | 8 | 1 | 23 | 20 | |
| Philadelphia | 34 | 10 | 12 | 12 | 42 | 51 | 51 | 0 | 6 | 3 | 8 | 30 | 26 | 4 | 9 | 4 | 21 | 25 | |
| Toronto FC | 34 | 11 | 15 | 8 | 41 | 44 | 54 | -10 | 7 | 7 | 3 | 24 | 23 | 4 | 8 | 5 | 20 | 31 | |
| Houston | 34 | 11 | 17 | 6 | 39 | 39 | 58 | -19 | 8 | 5 | 4 | 27 | 25 | 3 | 12 | 2 | 12 | 33 | |
| Chicago | 34 | 6 | 10 | 18 | 36 | 41 | 51 | -10 | 4 | 2 | 11 | 22 | 20 | 2 | 8 | 7 | 19 | 31 | |
| Montreal | 34 | 6 | 18 | 10 | 28 | 38 | 58 | -20 | 6 | 6 | 5 | 24 | 24 | 0 | 12 | 5 | 14 | 34 | |

| WESTERN | OVERALL | | | | | PTS | GF | GA | GD | HOME | | | GF | GA | AWAY | | | GF | GA |
|------------------|-----------|-----------|-----------|----------|-----------|-----------|-----------|-----------|-----------|----------|----------|-----------|-----------|----------|----------|----------|-----------|-----------|----|
| | GP | W | L | T | W | | | | | L | T | W | | | L | T | | | |
| Seattle | 34 | 20 | 10 | 4 | 64 | 65 | 50 | 15 | 12 | 4 | 1 | 31 | 16 | 8 | 6 | 3 | 34 | 34 | |
| Los Angeles | 34 | 17 | 7 | 10 | 61 | 69 | 37 | 32 | 12 | 1 | 4 | 44 | 14 | 5 | 6 | 6 | 25 | 23 | |
| Real Salt Lake | 34 | 15 | 8 | 11 | 56 | 54 | 39 | 15 | 11 | 1 | 5 | 33 | 14 | 4 | 7 | 6 | 21 | 25 | |
| FC DALLAS | 34 | 16 | 12 | 6 | 54 | 55 | 45 | 10 | 12 | 4 | 1 | 33 | 22 | 4 | 8 | 5 | 22 | 23 | |
| Vancouver | 34 | 12 | 8 | 14 | 50 | 42 | 40 | 2 | 9 | 3 | 5 | 27 | 19 | 3 | 5 | 9 | 15 | 21 | |
| Portland | 34 | 12 | 9 | 13 | 49 | 61 | 52 | 9 | 5 | 3 | 9 | 34 | 28 | 7 | 6 | 4 | 27 | 24 | |
| Chivas USA | 34 | 9 | 19 | 6 | 33 | 29 | 61 | 32 | 6 | 9 | 2 | 14 | 30 | 3 | 10 | 4 | 15 | 31 | |
| Colorado | 34 | 8 | 18 | 8 | 32 | 43 | 62 | -19 | 6 | 6 | 5 | 26 | 21 | 2 | 12 | 3 | 17 | 41 | |
| San Jose | 34 | 6 | 16 | 12 | 30 | 35 | 50 | -15 | 5 | 6 | 6 | 21 | 21 | 1 | 10 | 6 | 14 | 29 | |

2013

| DATE | OPPONENT | RESULT | ATT. | W-L-T | NOTES: |
|----------|-----------------|--------|--------|---------|---|
| 3/2/13 | Colorado | W 1-0 | 18,075 | 1-0-0 | DAL: Jackson (11) |
| 3/10/13 | @Chivas USA | L 1-3 | 6,801 | 1-1-0 | DAL: Ferreira (57); CHV: Agudelo (68) Minda (76) Casillas (93+) |
| 3/17/13 | Houston | W 3-2 | 15,623 | 2-1-0 | DAL: John (34) Jacobson (35) Cooper (90); HOU: Driver (79) Davis (83) |
| 3/23/13 | Real Salt Lake | W 2-0 | 11,181 | 3-1-0 | DAL: Castillo (71) Jackson (81) |
| 3/30/13 | @New England | W 1-0 | 10,284 | 4-1-0 | DAL: Perez (87) |
| 4/6/13 | @Toronto FC | T 2-2 | 16,111 | 4-1-1 | DAL: Jacobson (34) Perez (59); TOR: Braun (85) Russell (90) |
| 4/13/13 | Los Angeles | W 1-0 | 20,465 | 5-1-1 | DAL: John (87) |
| 4/20/13 | Vancouver | W 2-0 | 14,339 | 6-1-1 | DAL: own goal (29) Perez (50) |
| 4/27/13 | @Vancouver | T 2-2 | 19,967 | 6-1-2 | DAL: own goal (9) Hedges (47); VAN: Manneh (72) Sanvezzo (75) |
| 5/8/13 | Portland | T 1-1 | 10,112 | 6-1-3 | DAL: Cooper (77); POR: Nagbe (70) |
| 5/11/13 | D.C. United | W 2-1 | 14,322 | 7-1-3 | DAL: Jackson (11) Watson (77); DC: De Rosario (43) |
| 5/18/13 | @Seattle | L 2-4 | 38,979 | 7-2-3 | DAL: Cooper (54) Michel (61); SEA: Johnson (16,62) Neagle (31) Martins (83) |
| 5/25/13 | San Jose | W 1-0 | 15,063 | 8-2-3 | DAL: Castillo (33) |
| 6/1/13 | @Colorado | T 2-2 | 17,551 | 8-2-4 | DAL: Perez (61,66); COL: Harris (56,64) |
| 6/15/13 | @Portland | L 0-1 | 20,674 | 8-3-4 | POR: Nagbe (52) |
| 6/22/13 | Sporting KC | T 2-2 | 16,361 | 8-3-5 | DAL: Jacobson (88) Zimmerman (90); KC: Kamara (43) own goal (57) |
| 6/29/13 | @Philadelphia | T 2-2 | 18,212 | 8-3-6 | DAL: Zimmerman (24) Perez (97+); PHI: Okugo (20) Wheeler (87) |
| 7/4/13 | Chivas USA | T 0-0 | 22,035 | 8-3-7 | -- |
| 7/7/13 | @LA Galaxy | L 0-2 | 19,729 | 8-4-7 | LA: Sarvas (65) Jimenez (80) |
| 7/13/13 | Real Salt Lake | L 0-3 | 16,560 | 8-5-7 | RSL: Morales (39) Grabavoy (79) Garcia (90) |
| 7/20/13 | @Montreal | T 0-0 | 20,801 | 8-5-8 | -- |
| 8/3/13 | @Seattle | L 0-3 | 39,360 | 8-6-8 | SEA: Martins (8) Johnson (22) Evans (94+) |
| 8/11/13 | LA Galaxy | T 3-3 | 18,161 | 8-6-9 | DAL: Hedges (15) Perez (48,86); LA: Donovan (46+,73,82) |
| 8/17/13 | @Portland | L 1-2 | 20,674 | 8-7-9 | DAL: Diaz (28); POR: R. Johnson (26) Nagbe (33) |
| 8/21/13 | @Chivas USA | W 3-1 | 7,071 | 9-7-9 | DAL: Perez (71) Ferreira (86) Nunez (90); CHV: de la Fuente (43) |
| 8/24/13 | San Jose | T 2-2 | 14,920 | 9-7-10 | DAL: Perez (19) Michel (72); SJ: Gordon (8) Beitashour (16) |
| 9/7/13 | Vancouver | W 3-1 | 13,603 | 10-7-10 | DAL: Watson (8) Diaz (87) Benitez (89); VAN: Kobayashi (4) |
| 9/14/13 | @Colorado | L 1-2 | 13,145 | 10-8-10 | DAL: Ferreira (51); COL: Sanchez (59) own goal (65) |
| 9/22/13 | @New York | L 0-1 | 18,976 | 10-9-10 | NY: own goal (76) |
| 9/29/13 | Columbus | L 2-4 | 11,422 | 10-10-1 | DAL: Perez (21) Diaz (54); CLB: Higuain (9) Arrieta (17) Oduro (44) Anor (86) |
| 10/5/13 | @Real Salt Lake | T 1-1 | 20,488 | 10-10-1 | DAL: Cooper (72); RSL: Saborio (60) |
| 10/12/13 | Chicago | L 2-3 | 14,087 | 10-11-1 | DAL: Cooper (63,75); CHI: Anangono (25) Magee (42) Anibaba (52) |
| 10/19/13 | Seattle | W 2-0 | 15,017 | 11-11-1 | DAL: Hedges (65) Michel (87) |
| 10/26/13 | @San Jose | L 1-2 | 10,525 | 11-12-1 | DAL: Keel (90); SJ: Martinez (27) Wondolowski (57) |

2013 MLS STANDINGS

| EASTERN | OVERALL | | | | | PTS | GF | GA | GD | HOME | | | GF | GA | AWAY | | | GF | GA |
|--------------|---------|----|----|----|----|-----|----|-----|----|------|---|----|----|----|------|---|----|----|----|
| | GP | W | L | T | W | | | | | L | T | W | | | L | T | | | |
| New York | 34 | 17 | 9 | 8 | 59 | 58 | 41 | 17 | 11 | 2 | 4 | 34 | 16 | 6 | 7 | 4 | 24 | 25 | |
| Sporting KC | 34 | 17 | 10 | 7 | 58 | 47 | 30 | 17 | 9 | 5 | 3 | 29 | 15 | 8 | 5 | 4 | 18 | 15 | |
| New England | 34 | 14 | 11 | 9 | 51 | 49 | 38 | 11 | 8 | 5 | 4 | 29 | 16 | 6 | 6 | 5 | 20 | 22 | |
| Houston | 34 | 14 | 11 | 9 | 51 | 41 | 41 | 0 | 9 | 4 | 4 | 24 | 17 | 5 | 7 | 5 | 17 | 24 | |
| Montreal | 34 | 14 | 13 | 7 | 49 | 50 | 49 | 1 | 10 | 4 | 3 | 31 | 20 | 4 | 9 | 4 | 19 | 29 | |
| Chicago | 34 | 14 | 13 | 7 | 49 | 47 | 52 | -5 | 10 | 4 | 3 | 29 | 21 | 4 | 9 | 4 | 18 | 31 | |
| Philadelphia | 34 | 12 | 12 | 10 | 46 | 42 | 44 | -2 | 7 | 5 | 5 | 23 | 18 | 5 | 7 | 5 | 19 | 26 | |
| Columbus | 34 | 12 | 17 | 5 | 41 | 42 | 46 | -4 | 7 | 7 | 3 | 19 | 13 | 5 | 10 | 2 | 23 | 33 | |
| Toronto FC | 34 | 6 | 17 | 11 | 29 | 30 | 47 | -17 | 4 | 5 | 8 | 23 | 22 | 2 | 12 | 3 | 7 | 25 | |
| D.C. United | 34 | 3 | 24 | 7 | 16 | 22 | 59 | -37 | 3 | 10 | 4 | 16 | 29 | 0 | 14 | 3 | 6 | 30 | |

| WESTERN | OVERALL | | | | | PTS | GF | GA | GD | HOME | | | GF | GA | AWAY | | | GF | GA |
|------------------|-----------|-----------|-----------|-----------|-----------|-----------|-----------|-----------|----------|----------|----------|-----------|-----------|----------|----------|----------|-----------|-----------|----|
| | GP | W | L | T | W | | | | | L | T | W | | | L | T | | | |
| Portland | 34 | 14 | 5 | 15 | 57 | 54 | 33 | 21 | 11 | 1 | 5 | 29 | 11 | 3 | 4 | 10 | 25 | 22 | |
| Real Salt Lake | 34 | 16 | 10 | 8 | 56 | 57 | 41 | 16 | 10 | 3 | 4 | 31 | 16 | 6 | 7 | 4 | 26 | 25 | |
| Los Angeles | 34 | 15 | 11 | 8 | 53 | 53 | 38 | 15 | 11 | 2 | 4 | 32 | 8 | 4 | 9 | 4 | 21 | 30 | |
| Seattle | 34 | 15 | 12 | 7 | 52 | 42 | 42 | 0 | 10 | 2 | 5 | 29 | 15 | 5 | 10 | 2 | 13 | 27 | |
| Colorado | 34 | 14 | 11 | 9 | 51 | 45 | 38 | 7 | 10 | 3 | 4 | 30 | 16 | 4 | 8 | 5 | 15 | 22 | |
| San Jose | 34 | 14 | 11 | 9 | 51 | 35 | 42 | -7 | 11 | 1 | 5 | 23 | 13 | 3 | 10 | 4 | 12 | 29 | |
| Vancouver | 34 | 13 | 12 | 9 | 48 | 53 | 45 | 8 | 9 | 3 | 5 | 32 | 19 | 4 | 9 | 4 | 21 | 26 | |
| FC DALLAS | 34 | 11 | 12 | 11 | 44 | 48 | 52 | -4 | 9 | 3 | 5 | 29 | 22 | 2 | 9 | 6 | 19 | 30 | |
| Chivas USA | 34 | 6 | 20 | 8 | 26 | 30 | 67 | -37 | 5 | 8 | 4 | 17 | 29 | 1 | 12 | 4 | 13 | 38 | |

2012

| DATE | OPPONENT | RESULT | ATT. | W-L-T | NOTES: |
|----------|-----------------|--------|--------|--------|--|
| 3/11/12 | New York | W 2-1 | 20,906 | 1-0-0 | DAL: Loyd (11) Villar (61); NY: Cooper (78) |
| 3/17/12 | Portland | T 1-1 | 12,203 | 1-0-1 | DAL: Perez (22); POR: Nagbe (51) |
| 3/25/12 | @Sporting KC | L 1-2 | 15,161 | 1-1-1 | DAL: Villar (25); KC: Collin (49+) Kamara (88) |
| 3/30/12 | @D.C. United | L 1-4 | 13,169 | 1-2-1 | DAL: Perez (41); DC: dos Santos (28,73) DeLeon (60) Cruz (66) |
| 4/5/12 | New England | W 1-0 | 11,043 | 2-2-1 | DAL: Ihemelu (95+) |
| 4/14/12 | Montreal | W 2-1 | 16,164 | 3-2-1 | DAL: Perez (77) Shea (88); MTL: Corradi (61) |
| 4/21/12 | @Vancouver | L 0-1 | 18,027 | 3-3-1 | VAN: Camilo (11) |
| 4/25/12 | Real Salt Lake | T 1-1 | 10,069 | 3-3-2 | DAL: Shea (46+); RSL: Bonfigli (72) |
| 4/28/12 | @Los Angeles | T 1-1 | 23,249 | 3-3-3 | DAL: Shea (61); LA: Noonan (92+) |
| 5/6/12 | Colorado | L 0-2 | 11,702 | 3-4-3 | COL: Castrillon (61) Rivero (74) |
| 5/9/12 | Seattle | L 0-2 | 10,092 | 3-5-3 | SEA: Montero (68,71) |
| 5/12/12 | @Columbus | L 1-2 | 11,120 | 3-6-3 | DAL: Castillo (22); CLB: Meram (67) Miranda (72) |
| 5/19/12 | Philadelphia | T 1-1 | 13,272 | 3-6-4 | DAL: Perez (7); PHI: Gomez (56) |
| 5/23/12 | @Chicago | L 1-2 | 11,947 | 3-7-4 | DAL: Hedges (41); CHI: Grazzini (45) Pappa (63) |
| 5/26/12 | @Real Salt Lake | L 2-3 | 19,341 | 3-8-4 | DAL: Hedges (75) Perez (85); RSL: Saborio (59,76) Borchers (93+) |
| 6/16/12 | @Houston | L 1-2 | 22,039 | 3-9-4 | DAL: Jackson (59); HOU: Bruin (3) Moffat (76) |
| 6/23/12 | Chivas USA | T 0-0 | 13,846 | 3-9-5 | None |
| 7/4/12 | Toronto FC | T 1-1 | 21,508 | 3-9-6 | DAL: Loyd (5); TOR: Koevermans (31) |
| 7/7/12 | San Jose | T 0-0 | 10,132 | 3-9-7 | None |
| 7/14/12 | @Colorado | W 2-1 | 13,284 | 4-9-7 | DAL: Rodriguez (60) Castillo (81); COL: Cummings (50) |
| 7/18/12 | @San Jose | L 1-2 | 9,481 | 4-10-7 | DAL: Pertuz (89); SJ: Chavez (12) Gordon (45) |
| 7/21/12 | Portland | W 5-0 | 11,365 | 5-10-7 | DAL: own goal (16) Jacobson (26) Jackson (48) Sealy (69) Luna (81) |
| 7/28/12 | Los Angeles | L 0-1 | 22,565 | 5-11-7 | LA: Magee (62) |
| 8/5/12 | @Portland | T 1-1 | 20,438 | 5-11-8 | DAL: Sealy (51); POR: Jewsbury (79) |
| 8/11/12 | Colorado | W 3-2 | 10,222 | 6-11-8 | DAL: Castillo (41) Benitez (44) Ferreira (49); COL: Castrillon (12) Larentowicz (55) |
| 8/15/12 | @Vancouver | W 2-0 | 19,006 | 7-11-8 | DAL: Castillo (60) Top (70) |
| 8/18/12 | @Real Salt Lake | W 2-1 | 20,281 | 8-11-8 | DAL: Castillo (61) Ferreira (94+); RSL: Saborio (76) |
| 8/26/12 | @Los Angeles | L 0-2 | 21,933 | 8-12-8 | LA: Juninho (66) Dunivant (84) |
| 9/2/12 | Seattle | T 1-1 | 12,811 | 8-12-9 | DAL: Jackson (32); SEA: Rosales (20) |
| 9/15/12 | Vancouver | W 1-0 | 17,685 | 9-12-9 | DAL: de Guzman (96+) |
| 9/29/12 | @San Jose | T 3-3 | 10,744 | 9-12-1 | DAL: Perez (37,72) Hedges (88); SJ: Gordon (24) Lenhart (82,95+) |
| 10/7/12 | @Chivas USA | T 1-1 | 13,009 | 9-12-1 | DAL: Perez (8); CHV: Villafana (69) |
| 10/21/12 | @Seattle | L 1-3 | 38,755 | 9-13-1 | DAL: Perez (40); SEA: Evans (32,60) Rosales (79) |
| 10/28/12 | Chivas USA | T 2-2 | 15,805 | 9-13-1 | DAL: Jackson (73) Castillo (80); CHV: Courtois (90) Agudelo (94+) |

2012 MLS STANDINGS

| EASTERN | OVERALL | | | | | PTS | GF | GA | GD | HOME | | | GF | GA | AWAY | | | GF | GA |
|--------------|---------|----|----|----|----|-----|----|-----|----|------|---|----|----|----|------|---|----|----|----|
| | GP | W | L | T | W | | | | | L | T | W | | | L | T | | | |
| Sporting KC | 34 | 18 | 7 | 9 | 63 | 42 | 27 | 15 | 10 | 3 | 4 | 22 | 12 | 8 | 4 | 5 | 20 | 15 | |
| D.C. United | 34 | 17 | 10 | 7 | 58 | 53 | 43 | 10 | 12 | 1 | 4 | 37 | 17 | 5 | 9 | 3 | 16 | 26 | |
| New York | 34 | 16 | 9 | 9 | 57 | 57 | 46 | 11 | 11 | 2 | 4 | 34 | 18 | 5 | 7 | 5 | 23 | 28 | |
| Chicago | 34 | 17 | 11 | 6 | 57 | 46 | 41 | 5 | 11 | 3 | 3 | 27 | 18 | 6 | 8 | 3 | 19 | 23 | |
| Houston | 34 | 14 | 9 | 11 | 53 | 48 | 41 | 7 | 11 | 0 | 6 | 31 | 12 | 3 | 9 | 5 | 17 | 29 | |
| Columbus | 34 | 15 | 12 | 7 | 52 | 44 | 44 | 0 | 11 | 3 | 3 | 28 | 21 | 4 | 9 | 4 | 16 | 23 | |
| Montreal | 34 | 12 | 16 | 6 | 42 | 45 | 51 | -6 | 0 | 4 | 3 | 31 | 19 | 2 | 12 | 3 | 14 | 32 | |
| Philadelphia | 34 | 10 | 18 | 6 | 36 | 37 | 45 | -8 | 7 | 8 | 2 | 22 | 20 | 3 | 10 | 4 | 15 | 25 | |
| New England | 34 | 9 | 17 | 8 | 35 | 39 | 44 | -5 | 7 | 4 | 6 | 23 | 15 | 2 | 13 | 2 | 16 | 29 | |
| Toronto FC | 34 | 5 | 21 | 8 | 23 | 36 | 62 | -26 | 3 | 9 | 5 | 15 | 25 | 2 | 12 | 3 | 21 | 37 | |

| WESTERN | OVERALL | | | | | PTS | GF | GA | GD | HOME | | | GF | GA | AWAY | | | GF | GA |
|------------------|-----------|----------|-----------|-----------|-----------|-----------|-----------|-----------|----------|----------|----------|-----------|-----------|----------|-----------|----------|-----------|-----------|----|
| | GP | W | L | T | W | | | | | L | T | W | | | L | T | | | |
| San Jose | 34 | 19 | 6 | 9 | 66 | 72 | 43 | 29 | 10 | 1 | 6 | 43 | 22 | 9 | 5 | 3 | 29 | 21 | |
| Real Salt Lake | 34 | 17 | 11 | 6 | 57 | 46 | 35 | 11 | 11 | 4 | 2 | 27 | 15 | 6 | 7 | 4 | 19 | 20 | |
| Seattle | 34 | 15 | 8 | 1 | 56 | 51 | 33 | 18 | 11 | 4 | 2 | 27 | 11 | 4 | 4 | 9 | 24 | 22 | |
| Los Angeles | 34 | 16 | 12 | 6 | 54 | 59 | 47 | 12 | 10 | 6 | 1 | 31 | 20 | 6 | 6 | 5 | 28 | 27 | |
| Vancouver | 34 | 11 | 13 | 10 | 43 | 35 | 41 | -6 | 8 | 3 | 6 | 25 | 17 | 3 | 10 | 4 | 10 | 24 | |
| FC DALLAS | 34 | 9 | 13 | 12 | 39 | 42 | 47 | -5 | 6 | 3 | 8 | 21 | 16 | 3 | 10 | 4 | 21 | 31 | |
| Colorado | 34 | 11 | 19 | 4 | 37 | 44 | 50 | -6 | 8 | 6 | 3 | 29 | 19 | 3 | 13 | 1 | 15 | 31 | |
| Portland | 34 | 8 | 16 | 10 | 34 | 34 | 56 | -22 | 7 | 4 | 6 | 24 | 21 | 1 | 12 | 4 | 10 | 35 | |
| Chivas USA | 34 | 7 | 18 | 9 | 30 | 24 | 58 | -34 | 3 | 11 | 3 | 9 | 30 | 4 | 7 | 6 | 15 | 28 | |

2011

| DATE | OPPONENT | RESULT | ATT. | W-L-T | NOTES: |
|----------|-----------------|--------|--------|---------|--|
| 3/19/11 | Chicago | T 1-1 | 20,145 | 0-0-1 | DAL: Rodriguez (18); CHI: Chaves (17) |
| 3/26/11 | San Jose | L 0-2 | 11,022 | 0-1-1 | SJ: Wondolowski (4,23) |
| 4/1/11 | @Columbus | L 0-2 | 14,549 | 0-2-1 | CLB: Mendoza (54) Gaven (90) |
| 4/8/11 | Colorado | W 3-0 | 12,261 | 1-2-1 | DAL: Ihemelu (26) Ferreira (40,46) |
| 4/17/11 | @Portland | L 2-3 | 18,627 | 1-3-1 | DAL: Ferreira (83) Shea (86); POR: Jewsbury (13) Cooper (35) Wallace (55) |
| 4/23/11 | @Vancouver | W 2-1 | 21,000 | 2-3-1 | DAL: John (53) Avila (83); VAN: RoCHAT (25) |
| 5/1/11 | Los Angeles | W 2-1 | 21,867 | 3-3-1 | DAL: Castillo (47) Shea (88); LA: Donovan (51) |
| 5/7/11 | @D.C. United | T 0-0 | 11,504 | 3-3-2 | None |
| 5/11/11 | Toronto | W 1-0 | 8,145 | 4-3-2 | DAL: D. Hernandez (45) |
| 5/14/11 | Philadelphia | W 2-0 | 12,109 | 5-3-2 | 17 DAL: Shea (29) Castillo (43) |
| 5/22/11 | Real Salt Lake | T 0-0 | 10,550 | 5-3-3 | None |
| 5/25/11 | @Seattle | W 1-0 | 36,026 | 6-3-3 | DAL: Shea (18) |
| 5/28/11 | @Houston | T 2-2 | 16,709 | 6-3-4 | DAL: Jacobson (27) Ihemelu (70); HOU: Weaver (42) Clark (87) |
| 6/4/11 | New England | W 1-0 | 10,363 | 7-3-4 | DAL: Chavez (69) |
| 6/12/11 | Sporting KC | L 1-4 | 10,450 | 7-4-4 | DAL: Shea (32); KC: Zusi (28,55) Collin (49) Sassano (78) |
| 6/18/11 | @Chivas USA | W 2-1 | 11,253 | 8-4-4 | DAL: Shea (22) Jackson (85); CHV: Lahoud (71) |
| 6/25/11 | Portland | W 4-0 | 10,470 | 9-4-4 | DAL: Loyd (34) John (39) Shea (58) Jackson (85) |
| 7/2/11 | Columbus | W 2-0 | 20,704 | 10-4-4 | DAL: Shea (58) Jackson (76) |
| 7/9/11 | @Real Salt Lake | L 0-2 | 17,734 | 10-5-4 | RSL: Williams (47) Espindola (90) |
| 7/16/11 | D.C. United | T 0-0 | 10,802 | 10-5-5 | None |
| 7/20/11 | @Toronto FC | W 1-0 | 21,087 | 11-5-5 | DAL: Shea (48) |
| 7/23/11 | @New York | T 2-2 | 17,276 | 11-5-6 | DAL: Chavez (51,78); NY: Agudelo (39) Henry (85) |
| 7/31/11 | Chivas USA | W 1-0 | 10,023 | 12-5-6 | DAL: Chavez (26) |
| 8/6/11 | @Los Angeles | L 1-3 | 21,546 | 12-6-6 | DAL: Chavez (9); LA: Gonzalez (32) Juninho (62) Magee (81) |
| 8/13/11 | @Philadelphia | T 2-2 | 18,811 | 12-6-7 | DAL: dos Santos (16) Shea (45); PHI: Le Toux (34,86) |
| 8/20/11 | Seattle | L 0-1 | 11,635 | 12-7-7 | SEA: Rosales (16) |
| 8/27/11 | @Sporting KC | W 3-2 | 20,018 | 13-7-7 | DAL: Daniel Hernandez (70) Maicon Santo (89) Bobby Warshaw (91+) Kei Kamara (22) Omar Bravo (68) |
| 9/10/11 | @New England | L 0-2 | 15,498 | 13-8-7 | NE: Joseph (14) Lekic (85) |
| 9/17/11 | New York | L 0-1 | 17,019 | 13-9-7 | NY: Rodgers (36) |
| 9/24/11 | Houston | L 0-1 | 10,849 | 13-10-7 | HOU: Cameron (87) |
| 10/1/11 | @Colorado | L 0-1 | 13,920 | 13-11-7 | COL: Moor (26) |
| 10/12/11 | @Chicago | W 2-1 | 10,362 | 14-11-7 | DAL: Jackson (41) Cruz (53); CHI: Grazzini (86) |
| 10/15/11 | Vancouver | W 2-0 | 10,222 | 15-11-7 | DAL: Chavez (35) Shea (54) |
| 10/22/11 | @San Jose | L 2-4 | 10,744 | 15-12-7 | DAL: John (45) Luna (90); SJ: Dawkins (26,38) Baca (27) Wondolowski (34) |

2011 MLS STANDINGS

| EASTERN | OVERALL | | | | PTS | GF | GA | GD | HOME | | | GF | GA | AWAY | | | GF | GA |
|--------------|---------|----|----|----|-----|----|----|-----|------|---|---|----|----|------|----|----|----|----|
| | GP | W | L | T | | | | | W | L | T | | | W | L | T | | |
| Sporting KC | 34 | 13 | 9 | 12 | 51 | 50 | 40 | 10 | 9 | 2 | 6 | 29 | 16 | 4 | 7 | 6 | 21 | 24 |
| Houston | 34 | 12 | 9 | 13 | 49 | 45 | 41 | 4 | 10 | 3 | 4 | 32 | 20 | 2 | 6 | 9 | 13 | 21 |
| Philadelphia | 34 | 11 | 8 | 15 | 48 | 44 | 36 | 8 | 7 | 1 | 9 | 24 | 18 | 4 | 7 | 6 | 20 | 18 |
| Columbus | 34 | 13 | 13 | 8 | 47 | 43 | 44 | -1 | 9 | 3 | 5 | 27 | 18 | 4 | 10 | 3 | 16 | 26 |
| New York | 34 | 10 | 8 | 16 | 46 | 50 | 44 | 6 | 8 | 3 | 6 | 29 | 17 | 2 | 5 | 10 | 21 | 27 |
| Chicago | 34 | 9 | 9 | 16 | 43 | 46 | 45 | 1 | 6 | 3 | 8 | 24 | 19 | 3 | 6 | 8 | 22 | 26 |
| D.C. United | 34 | 9 | 13 | 12 | 39 | 49 | 52 | -3 | 4 | 5 | 8 | 28 | 27 | 5 | 8 | 4 | 21 | 25 |
| Toronto FC | 34 | 6 | 13 | 15 | 33 | 36 | 59 | -23 | 5 | 4 | 8 | 18 | 21 | 1 | 9 | 7 | 18 | 38 |
| New England | 34 | 5 | 16 | 13 | 28 | 38 | 58 | -20 | 4 | 7 | 6 | 17 | 24 | 1 | 9 | 7 | 21 | 34 |

| WESTERN | OVERALL | | | | PTS | GF | GA | GD | HOME | | | GF | GA | AWAY | | | GF | GA |
|------------------|-----------|-----------|-----------|----------|-----------|-----------|-----------|----------|----------|----------|----------|-----------|-----------|----------|----------|----------|-----------|-----------|
| | GP | W | L | T | | | | | W | L | T | | | W | L | T | | |
| Los Angeles | 34 | 19 | 5 | 10 | 67 | 48 | 28 | 20 | 12 | 0 | 5 | 28 | 8 | 7 | 5 | 5 | 20 | 20 |
| Seattle | 34 | 18 | 7 | 9 | 63 | 56 | 37 | 19 | 9 | 4 | 4 | 32 | 20 | 9 | 3 | 5 | 24 | 17 |
| Real Salt Lake | 34 | 15 | 11 | 8 | 53 | 44 | 36 | 8 | 10 | 3 | 4 | 29 | 15 | 5 | 8 | 4 | 15 | 21 |
| FC DALLAS | 34 | 15 | 12 | 7 | 52 | 42 | 39 | 3 | 9 | 5 | 3 | 20 | 11 | 6 | 7 | 4 | 22 | 28 |
| Colorado | 34 | 12 | 9 | 13 | 49 | 44 | 41 | 3 | 6 | 2 | 9 | 25 | 16 | 6 | 7 | 4 | 19 | 25 |
| Portland | 34 | 11 | 14 | 9 | 42 | 40 | 48 | -8 | 9 | 5 | 3 | 30 | 22 | 2 | 9 | 6 | 10 | 26 |
| San Jose | 34 | 8 | 12 | 14 | 38 | 40 | 45 | -5 | 5 | 4 | 8 | 24 | 19 | 3 | 8 | 6 | 16 | 26 |
| Chivas USA | 34 | 8 | 14 | 12 | 36 | 41 | 43 | -2 | 5 | 7 | 5 | 19 | 17 | 3 | 7 | 7 | 22 | 26 |
| Vancouver | 34 | 6 | 18 | 10 | 28 | 35 | 55 | -20 | 6 | 6 | 5 | 24 | 24 | 0 | 12 | 5 | 11 | 31 |

2010

| DATE | OPPONENT | RESULT | ATT. | W-L-T | NOTES: |
|----------|-----------------|--------|--------|---------|--|
| 03/27/10 | Houston | D 1-1 | 8,016 | 0-0-1 | HOU: Chabala 36 ; DAL: Harris 38 |
| 4/10/10 | Columbus | D 2-2 | 10,556 | 0-0-2 | DAL: Cunningham 29, Avila 93+ ; CLB: Moffat 52, Barros Schelotto 82 |
| 4/17/10 | @New York | L 2-1 | 13,677 | 0-1-2 | DAL: McCarty 10 ; NY: Angel 56, Angel 90 |
| 4/22/10 | Seattle | D 2-2 | 8,512 | 0-1-3 | DAL: Cunningham 27, 94+ ; SEA: Zakuani 38, Montero 55 |
| 5/1/10 | @New England | D 1-1 | 10,057 | 0-1-4 | NE: Schilawski 41 ; DAL: Harris 66 |
| 5/5/10 | @Houston | W 1-0 | 13,231 | 1-1-4 | DAL: Ihemelu 79 |
| 5/8/10 | D.C. United | W 1-0 | 10,323 | 2-1-4 | DAL: Cunningham 68 |
| 5/15/10 | @Philadelphia | D 1-1 | 25,038 | 2-1-5 | DAL: Shea 13 ; PHI: Mwanga 93+ LA: Magee 17 |
| 5/20/10 | LA Galaxy | L 1-0 | 10,947 | 2-2-5 | DAL: Ferreira 6 ; CHI: McBride 40 |
| 5/27/10 | @Chicago | D 1-1 | 12,522 | 2-2-6 | DAL: Shea 58, Shea 60 |
| 6/5/10 | San Jose | W 2-0 | 14,331 | 3-2-6 | DAL: own goal 45, Ferreira 61 ; Romero 59 |
| 6/26/10 | @Chivas USA | W 2-1 | 14,173 | 4-2-6 | DAL: Ferreira 58 |
| 7/3/10 | Kansas City | W 1-0 | 15,993 | 5-2-6 | SEA: Montero 14 ; DAL: Ferreira 87 |
| 7/11/10 | @Seattle | D 1-1 | 36,091 | 5-2-7 | DAL: Shea 69, Harris 76 |
| 7/17/10 | Real Salt Lake | W 2-0 | 11,170 | 6-2-7 | TOR: dos Santos 61 ; DAL: Rodriguez 77 |
| 7/24/10 | @Toronto | D 1-1 | 19,743 | 6-2-8 | DAL: own goal 22 ; COL: Ballouchy 26 |
| 7/31/10 | @Colorado | D 1-1 | 10,596 | 6-2-9 | PHI: Moreno ; DAL: Ferreira 24, Cunningham 75, 81 |
| 8/8/10 | Philadelphia | W 3-1 | 8,732 | 7-2-9 | DAL: Ferreira 36, Alexander 49, Cunningham 92+ |
| 8/14/10 | @D.C. United | W 3-1 | 12,474 | 8-2-9 | DC: own goal 80 |
| 8/21/10 | Chivas USA | W 1-0 | 10,309 | 9-2-9 | DAL: Shea 71 |
| 8/28/10 | @Columbus | D 0-0 | 16,708 | 9-2-10 | DAL: Cunningham 47 |
| 9/4/10 | Toronto | W 1-0 | 10,033 | 10-2-10 | -- |
| 9/11/10 | @San Jose | D 0-0 | 10,342 | 10-2-11 | DAL: Rodriguez 24, Alexander 68 ; NY: Ballouchy 48+, own goal 82 |
| 9/16/10 | New York | D 2-2 | 15,105 | 10-2-12 | NE: Joseph 5, Stolica 66 ; DAL: Ferreira 80, Cunningham 93+ |
| 9/22/10 | New England | D 2-2 | 7,468 | 10-2-13 | DAL: Chavez 4, Rodriguez 12, Cunningham 82 ; KC: Smith 57 |
| 9/25/10 | @Kansas City | W 3-1 | 10,385 | 11-2-13 | DAL: Rodriguez 19, Chavez 46, Cunningham 67 |
| 10/2/10 | Chicago | W 3-0 | 10,615 | 12-2-13 | COL: Larentowicz 13, Larentowicz 51 ; DAL: Rodriguez 27, Ferreira 37 |
| 10/9/10 | Colorado | D 2-2 | 10,119 | 12-2-14 | RSL: Grabavoy 59, Morales 89 |
| 10/16/10 | @Real Salt Lake | L 2-0 | 20,236 | 12-3-14 | DAL: Harris 22 ; LA: Beckham 33, Juninho 46 |
| 10/24/10 | @LA Galaxy | L 2-1 | 24,993 | 12-4-14 | |

2010 STANDINGS

| EASTERN | OVERALL | | | | | PTS | GF | GA | GD | HOME | | | GF | GA | AWAY | | | GF | GA |
|------------------|-----------|-----------|----------|-----------|-----------|-----------|-----------|-----------|----------|----------|----------|-----------|-----------|----------|----------|----------|-----------|-----------|----|
| | GP | W | L | T | W | | | | | L | T | W | | | L | T | | | |
| New York | 30 | 15 | 9 | 6 | 51 | 38 | 29 | 9 | 10 | 3 | 2 | 18 | 9 | 5 | 6 | 4 | 20 | 20 | |
| Columbus | 30 | 14 | 8 | 8 | 50 | 40 | 34 | 6 | 10 | 3 | 2 | 22 | 12 | 4 | 5 | 6 | 18 | 22 | |
| Kansas City | 30 | 11 | 13 | 6 | 39 | 36 | 35 | 1 | 7 | 5 | 3 | 25 | 19 | 4 | 8 | 3 | 11 | 16 | |
| Chicago | 30 | 9 | 12 | 9 | 36 | 37 | 38 | -1 | 4 | 4 | 7 | 14 | 13 | 5 | 8 | 2 | 23 | 25 | |
| Toronto FC | 30 | 9 | 13 | 8 | 35 | 33 | 41 | -8 | 6 | 3 | 6 | 19 | 15 | 3 | 10 | 2 | 14 | 26 | |
| New England | 30 | 9 | 16 | 5 | 32 | 32 | 50 | -18 | 7 | 5 | 3 | 21 | 18 | 2 | 11 | 2 | 11 | 32 | |
| Philadelphia | 30 | 8 | 15 | 7 | 31 | 35 | 49 | -14 | 6 | 3 | 6 | 22 | 16 | 2 | 12 | 1 | 13 | 33 | |
| D.C. United | 30 | 6 | 20 | 4 | 22 | 21 | 47 | -26 | 3 | 11 | 1 | 12 | 25 | 3 | 9 | 3 | 9 | 22 | |
| WESTERN | OVERALL | | | | | PTS | GF | GA | GD | HOME | | | GF | GA | AWAY | | | GF | GA |
| GP | W | L | T | W | L | | | | | T | W | L | | | T | | | | |
| Los Angeles | 30 | 18 | 7 | 5 | 59 | 44 | 26 | 18 | 9 | 4 | 2 | 27 | 19 | 9 | 3 | 3 | 17 | 7 | |
| Real Salt Lake | 30 | 15 | 4 | 11 | 56 | 45 | 20 | 25 | 11 | 0 | 4 | 31 | 7 | 4 | 4 | 7 | 14 | 13 | |
| FC DALLAS | 30 | 12 | 4 | 14 | 50 | 42 | 28 | 14 | 8 | 1 | 6 | 25 | 13 | 4 | 3 | 8 | 17 | 15 | |
| Seattle | 30 | 14 | 10 | 6 | 48 | 39 | 35 | 4 | 8 | 4 | 3 | 21 | 16 | 6 | 6 | 3 | 18 | 19 | |
| Colorado | 30 | 12 | 8 | 10 | 46 | 44 | 32 | 12 | 8 | 2 | 5 | 26 | 11 | 4 | 6 | 5 | 18 | 21 | |
| San Jose | 30 | 13 | 10 | 7 | 46 | 34 | 33 | 1 | 7 | 5 | 3 | 17 | 14 | 6 | 5 | 4 | 17 | 19 | |
| Houston | 30 | 9 | 15 | 6 | 33 | 40 | 49 | -9 | 6 | 6 | 3 | 25 | 21 | 3 | 9 | 3 | 15 | 28 | |
| Chivas USA | 30 | 8 | 18 | 4 | 28 | 31 | 45 | -14 | 6 | 7 | 2 | 19 | 19 | 2 | 11 | 2 | 12 | 26 | |

2009

| DATE | OPPONENT | RESULT | ATT. | NOTES: |
|----------|-----------------|--------|--------|--|
| 3/21/09 | Chicago | L 1-3 | 15,905 | DAL: Cooper (9); CHI: Mapp (38) McBride (51) Blanco (90) |
| 3/29/09 | Chivas USA | L 0-2 | 6,524 | CHV: Lillingston (56) Stepanovic (75) |
| 4/4/09 | @New England | L 1-2 | 11,314 | DAL: Cooper (38); NE: Nyassi (56) Ralston (80) |
| 4/11/09 | @Toronto FC | T 1-1 | 20,272 | DAL: Ricchetti (87); TOR: De Rosario (17) |
| 4/19/09 | Toronto FC | W 3-2 | 6,813 | DAL: Moor (25) Cooper (43,84); TOR: Serieux (45) Barrett (59) |
| 4/25/09 | @Chivas USA | L 0-2 | 14,611 | CHV: Harris (68) Eskandarian (90) |
| 5/2/09 | @D.C. United | L 1-2 | 14,225 | DAL: Rocha (28); DC: Moreno (56,66) |
| 5/9/09 | @Houston | L 0-1 | 16,932 | HOU: Kamara (58) |
| 5/16/09 | Seattle | T 1-1 | 8,247 | DAL: Rocha (45); SEA: Hurtado (18) |
| 5/23/09 | Los Angeles | T 1-1 | 9,595 | DAL: Moor (31); LA: Donovan (3) |
| 5/31/09 | @Chicago | W 3-0 | 13,120 | DAL: Cunningham (15) own goal (34) Cooper (80) |
| 6/7/09 | San Jose | T 2-2 | 5,724 | DAL: Ferreira (29) Cooper (87); SJ: own goal (60) Alvarez (82) |
| 6/13/09 | Houston | L 1-3 | 8,580 | DAL: Moor (66); HOU: Weaver (12,63) Mulrooney (36) |
| 6/20/09 | Columbus | W 2-1 | 8,041 | DAL: Avila (80) Cooper (87); CLB: Brunner (17) |
| 6/24/09 | @Colorado | T 1-1 | 10,583 | DAL: Ferreira (37); COL: Cummings (84) |
| 7/4/09 | New York | W 2-1 | 14,327 | DAL: Cunningham (15,17); NY: Angel (43) |
| 7/11/09 | @Colorado | L 0-1 | 8,128 | COL: Kimura (79) |
| 7/24/09 | @Real Salt Lake | L 2-4 | 18,822 | DAL: Cunningham (13) van den Bergh (21); RSL: Movsisyan |
| 8/1/09 | Kansas City | W 6-0 | 10,317 | DAL: Cunningham (38,66,76,89) Ferreira (42,78) |
| 8/6/09 | Houston | W 1-0 | 7,442 | DAL: Cunningham (20) |
| 8/15/09 | @Columbus | L 0-2 | 19,115 | CLB: Marshall (10) Gaven (87) |
| 8/23/09 | @New York | L 2-3 | 9,648 | DAL: McCarty (19) van den Bergh (72); NY: Angel (4,88) |
| 9/5/09 | D.C. United | T 2-2 | 10,219 | DAL: Cunningham (17) Ferreira (50); DC: Burch (44) Moreno (58) |
| 9/12/09 | @Los Angeles | W 6-3 | 18,148 | DAL: van den Bergh (7) Cunningham (25,86) McCarty (71) Harris (82) |
| 9/19/09 | @Kansas City | L 2-3 | 10,385 | DAL: McCarty (44) Cunningham (54); KC: Hirsig (9) Wolff (77) Conrad (80) |
| 9/26/09 | Real Salt Lake | W 3-0 | 8,623 | DAL: Cunningham (5,87) Ferreira (10) |
| 9/30/09 | New England | W 1-0 | 51,012 | DAL: Cunningham (71) |
| 10/7/09 | @San Jose | W 2-1 | 9,023 | DAL: Ferreira (49) Cunningham (82); SJ: Amarikwa (73) |
| 10/17/09 | Colorado | W 2-1 | 15,243 | DAL: John (4) Ihemelu (66); COL: Noonan (71) |
| 10/24/09 | @Seattle | L 1-2 | 33,108 | DAL: Harris (14); SEA: Jaqua (61) Evans (84) |

2009 STANDINGS

| EASTERN | OVERALL | | | | | PTS | GF | GA | GD | HOME | | | GF | GA | AWAY | | | GF | GA |
|------------------|-----------|-----------|-----------|----------|-----------|-----------|-----------|----------|----------|----------|----------|-----------|-----------|----------|-----------|----------|-----------|-----------|----|
| | GP | W | L | T | W | | | | | L | T | W | | | L | T | | | |
| Columbus | 30 | 13 | 7 | 10 | 49 | 41 | 31 | 10 | 9 | 2 | 4 | 25 | 15 | 4 | 5 | 6 | 16 | 16 | |
| Chicago | 30 | 11 | 7 | 12 | 45 | 39 | 34 | 5 | 5 | 4 | 6 | 16 | 17 | 6 | 3 | 6 | 23 | 17 | |
| New England | 30 | 11 | 10 | 9 | 42 | 33 | 37 | -4 | 7 | 4 | 4 | 22 | 16 | 4 | 6 | 5 | 11 | 21 | |
| D.C. United | 30 | 9 | 8 | 13 | 40 | 43 | 44 | -1 | 7 | 3 | 5 | 19 | 14 | 2 | 5 | 8 | 24 | 30 | |
| Toronto FC | 30 | 10 | 11 | 9 | 39 | 37 | 46 | -9 | 8 | 3 | 4 | 20 | 14 | 8 | 5 | 17 | 32 | | |
| Kansas City | 30 | 8 | 13 | 9 | 33 | 33 | 42 | -9 | 4 | 6 | 5 | 18 | 20 | 4 | 7 | 4 | 15 | 22 | |
| New York | 30 | 5 | 19 | 6 | 21 | 27 | 47 | -20 | 5 | 6 | 4 | 24 | 20 | 0 | 13 | 2 | 3 | 27 | |
| WESTERN | OVERALL | | | | | PTS | GF | GA | GD | HOME | | | GF | GA | AWAY | | | GF | GA |
| GP | W | L | T | W | L | | | | | T | W | L | | | T | | | | |
| Los Angeles | 30 | 12 | 6 | 12 | 48 | 36 | 31 | 5 | 7 | 4 | 4 | 18 | 17 | 5 | 2 | 8 | 18 | 14 | |
| Houston | 30 | 13 | 8 | 9 | 48 | 39 | 29 | 10 | 8 | 1 | 6 | 23 | 13 | 5 | 7 | 3 | 16 | 16 | |
| Seattle | 30 | 12 | 7 | 11 | 47 | 38 | 29 | 9 | 7 | 2 | 6 | 21 | 10 | 5 | 5 | 5 | 17 | 19 | |
| Chivas USA | 30 | 13 | 11 | 6 | 45 | 34 | 31 | 3 | 9 | 3 | 3 | 25 | 14 | 4 | 8 | 3 | 9 | 17 | |
| Real Salt Lake | 30 | 11 | 12 | 7 | 40 | 43 | 35 | 8 | 9 | 1 | 5 | 34 | 11 | 2 | 11 | 2 | 9 | 24 | |
| Colorado | 30 | 10 | 10 | 10 | 40 | 42 | 38 | 4 | 8 | 2 | 5 | 25 | 10 | 2 | 8 | 5 | 17 | 28 | |
| FC DALLAS | 30 | 11 | 13 | 6 | 39 | 50 | 47 | 3 | 8 | 3 | 4 | 28 | 19 | 3 | 10 | 2 | 22 | 28 | |
| San Jose | 30 | 7 | 14 | 9 | 30 | 36 | 50 | -14 | 6 | 5 | 4 | 22 | 21 | 1 | 9 | 5 | 14 | 29 | |

2008

| DATE | OPPONENT | RESULT | ATT. | W-L-T | NOTES: |
|----------|-----------------|--------|--------|---------|---|
| 3/30/08 | Chivas USA | T 1-1 | 17,540 | 0-0-1 | DAL: Toja (21); CHV: Galindo (84) |
| 4/6/08 | @Houston | T 3-3 | 20,102 | 0-0-2 | DAL: Cooper (35,45) Alvarez (57); HOU: Caraccio (21) own goal (57) Cameron (90) |
| 4/12/08 | New York | W 2-0 | 11,564 | 1-0-2 | DAL: Alvarez (1) Cooper (66) |
| 4/20/08 | @Chivas USA | W 2-0 | 10,237 | 2-0-2 | DAL: Cooper (5) Thompson (80) |
| 4/24/08 | New England | L 0-1 | 10,453 | 2-1-2 | NE: Smith (72) |
| 5/3/08 | @San Jose | T 0-0 | 10,515 | 2-1-3 | -- |
| 5/10/08 | @Real Salt Lake | L 1-2 | 12,173 | 2-2-3 | DAL: Cooper (56); RSL: Morales (28) Beckerman (73) |
| 5/18/08 | Los Angeles | L 1-5 | 22,331 | 2-3-3 | DAL: Oduro (54); LA: Klein (25) Buddle (31,39,85) own goal (34) |
| 5/24/08 | Real Salt Lake | W 2-1 | 8,960 | 3-3-3 | DAL: Oduro (82,90); RSL: Espindola (69) |
| 5/28/08 | Houston | T 2-2 | 8,541 | 3-3-4 | DAL: Cooper (35) Moor (69); HOU: Ashe (59) De Rosario (90) |
| 6/1/08 | @Colorado | L 1-2 | 12,120 | 3-4-4 | DAL: Oduro (44); COL: Casey (7) McManus (72) |
| 6/6/08 | @New England | L 1-2 | 54,045 | 3-5-4 | DAL: Alvarez (90); NE: Cristman (5) Ralston (22) |
| 6/15/08 | Chicago | W 1-0 | 14,738 | 4-5-4 | DAL: Cooper (17) |
| 6/21/08 | @New York | L 0-1 | 16,427 | 4-6-4 | NY: Goldthwaite (16) |
| 6/26/08 | @Houston | T 1-1 | 16,933 | 4-6-5 | DAL: Cooper (62); HOU: Ching (21) |
| 7/4/08 | Kansas City | T 1-1 | 16,765 | 4-6-6 | DAL: Thompson (90); KC: Sealy (39) |
| 7/19/08 | Colorado | T 2-2 | 12,289 | 4-6-7 | DAL: Cooper (49) Toja (64); COL: H. Gomez (5) Casey (67) |
| 7/27/08 | Los Angeles | W 4-0 | 21,020 | 5-6-7 | DAL: Cooper (15,16) Oduro (36) Thompson (89) |
| 8/3/08 | @Toronto FC | W 2-0 | 20,247 | 6-6-7 | DAL: Cooper (81,90) |
| 8/16/08 | @Columbus | L 1-2 | 17,647 | 6-7-7 | DAL: Cunningham (35); CLB: Carroll (62) Evans (65) |
| 8/23/08 | @Kansas City | T 1-1 | 9,825 | 6-7-8 | DAL: Rocha (7); KC: Conrad (90) |
| 8/30/08 | Columbus | L 1-2 | 10,590 | 6-8-8 | DAL: Cunningham (35); CLB: Moreno (37) Gaven (40) |
| 9/4/08 | Colorado | L 0-1 | 7,140 | 6-9-8 | COL: Petke (60) |
| 9/13/08 | @D.C. United | T 2-2 | 19,890 | 6-9-9 | DAL: Cooper (9) Rocha (79); DC: Moreno (26) Quaranta (69) |
| 9/21/08 | @Chicago | W 4-1 | 16,923 | 7-9-9 | DAL: Cunningham (2,61) Pitchkolan (43) Guarda (45); CHI: McBride (90) |
| 9/28/08 | D.C. United | W 3-0 | 12,138 | 8-9-9 | DAL: Rocha (9) Cunningham (56) Cooper (90) |
| 10/2/08 | San Jose | T 1-1 | 7,173 | 8-9-10 | DAL: Cooper (89); SJ: Johnson (58) |
| 10/11/08 | Toronto FC | T 2-2 | 14,114 | 8-9-11 | DAL: Cooper (34,90); TOR: Velez (72) Wynne (88) |
| 10/18/08 | @Real Salt Lake | L 1-3 | 17,628 | 8-10-11 | DAL: Saragosa (7); RSL: Movsisyan (35) Johnson (53) Findley (86) |
| 10/26/08 | @Los Angeles | T 2-2 | 27,000 | 8-10-12 | DAL: Moor (34) Sikora (39); LA: Buddle (21) Donovan (79) |

FINAL REGULAR SEASON STANDINGS

| EASTERN | OVERALL | | | | PTS | GF | GA | GD | HOME | | | GF | GA | AWAY | | | GF | GA |
|------------------|-----------|----------|-----------|-----------|-----------|-----------|-----------|----------|----------|----------|----------|-----------|-----------|----------|----------|----------|-----------|-----------|
| | GP | W | L | T | | | | | W | L | T | | | W | L | T | | |
| Columbus | 30 | 17 | 7 | 6 | 57 | 50 | 36 | 14 | 11 | 2 | 2 | 30 | 15 | 6 | 5 | 4 | 20 | 21 |
| Chicago | 30 | 13 | 10 | 7 | 46 | 44 | 33 | 11 | 7 | 5 | 3 | 23 | 17 | 6 | 5 | 4 | 21 | 16 |
| New England | 30 | 12 | 11 | 7 | 43 | 40 | 43 | -3 | 6 | 5 | 4 | 24 | 20 | 6 | 6 | 3 | 16 | 23 |
| Kansas City | 30 | 11 | 10 | 9 | 42 | 37 | 39 | -2 | 9 | 2 | 4 | 22 | 15 | 2 | 8 | 5 | 15 | 24 |
| New York | 30 | 10 | 11 | 9 | 39 | 42 | 48 | -6 | 9 | 3 | 3 | 30 | 20 | 1 | 8 | 6 | 12 | 28 |
| D.C. United | 30 | 11 | 15 | 4 | 37 | 43 | 51 | -8 | 9 | 4 | 2 | 32 | 19 | 2 | 11 | 2 | 11 | 32 |
| Toronto FC | 30 | 9 | 13 | 8 | 35 | 34 | 43 | -9 | 6 | 2 | 7 | 17 | 12 | 3 | 11 | 1 | 17 | 31 |
| WESTERN | OVERALL | | | | PTS | GF | GA | GD | HOME | | | GF | GA | AWAY | | | GF | GA |
| GP | W | L | T | W | | | | | L | T | W | | | L | T | | | |
| Houston | 30 | 13 | 5 | 12 | 51 | 45 | 32 | 13 | 10 | 1 | 4 | 30 | 14 | 3 | 4 | 8 | 15 | 18 |
| Chivas USA | 30 | 12 | 11 | 7 | 43 | 40 | 41 | -1 | 7 | 4 | 4 | 21 | 15 | 5 | 7 | 3 | 19 | 26 |
| Real Salt Lake | 30 | 10 | 10 | 10 | 40 | 40 | 9 | 1 | 8 | 1 | 6 | 24 | 10 | 2 | 9 | 4 | 16 | 29 |
| Colorado | 30 | 11 | 14 | 5 | 38 | 44 | 45 | -1 | 7 | 5 | 3 | 22 | 14 | 4 | 9 | 2 | 22 | 31 |
| FC DALLAS | 30 | 8 | 10 | 12 | 36 | 45 | 41 | 4 | 5 | 4 | 6 | 23 | 19 | 3 | 6 | 6 | 22 | 22 |
| Los Angeles | 30 | 8 | 13 | 9 | 33 | 55 | 62 | -7 | 6 | 4 | 5 | 35 | 27 | 2 | 9 | 4 | 20 | 35 |
| San Jose | 30 | 8 | 13 | 9 | 33 | 32 | 38 | -6 | 6 | 5 | 4 | 22 | 19 | 2 | 8 | 5 | 10 | 19 |

2007

| DATE | OPPONENT | RESULT | ATT. | W-L-T | NOTES: |
|----------|-----------------|--------|--------|---------|---|
| 4/7/07 | @Real Salt Lake | T 2-2 | 18,678 | 0-0-1 | DAL: Cooper (19) Ruiz (90); RSL: Cunningham (29,51) |
| 4/12/07 | @Los Angeles | W 2-1 | 23,596 | 1-0-1 | DAL: Ruiz (35) Cooper (43); LA: Findley (86) |
| 4/15/07 | @New York | L 0-3 | 8,865 | 1-1-1 | NY: Altidore (18) Mathis (34) van den Bergh (90) |
| 4/22/07 | Colorado | W 3-1 | 20,500 | 2-1-1 | DAL: Nunez (29,78) Oduro (90); COL: Kirovski (34) |
| 4/26/07 | New York | L 0-1 | 14,087 | 2-2-1 | NY: Freeman (79) |
| 4/29/07 | New England | L 0-1 | 9,165 | 2-3-1 | NE: Twellman (13) |
| 5/12/07 | @Kansas City | W 2-1 | 10,141 | 3-3-1 | DAL: Cooper (19) Toja (45); KC: Harrington (90) |
| 5/17/07 | @Chicago | W 2-1 | 12,164 | 4-3-1 | DAL: Cooper (24) Toja (60); CHI: Carr (73) |
| 5/20/07 | Real Salt Lake | W 2-1 | 16,576 | 5-3-1 | DAL: Alvarez (26) C. Gbandi (82); RSL: Adu (68) |
| 5/26/07 | @Chivas USA | L 0-2 | 8,756 | 5-4-1 | CHV: Galindo (50) Razov (90) |
| 6/3/07 | @Houston | L 1-2 | 13,199 | 5-5-1 | DAL: Thompson (32); HOU: Clark (51) Ngwenya (66) |
| 6/9/07 | Los Angeles | W 3-1 | 14,640 | 6-5-1 | DAL: Toja (24) Thompson (53) Moor (73); LA: Findley (41) |
| 6/14/07 | @Real Salt Lake | W 1-0 | 16,278 | 7-5-1 | DAL: Oduro (90) |
| 6/17/07 | @Toronto FC | L 0-4 | 20,156 | 7-6-1 | TOR: Edu (22) Dichio (25) Robinson (65) Cunningham (90) |
| 6/23/07 | @Colorado | W 1-0 | 16,128 | 8-6-1 | DAL: Toja (62) |
| 6/30/07 | Houston | T 0-0 | 13,887 | 8-6-2 | -- |
| 7/4/07 | Chivas USA | W 2-0 | 15,773 | 9-6-2 | DAL: Nunez (41) Oduro (86) |
| 7/14/07 | @D.C. United | T 3-3 | 20,952 | 9-6-3 | DAL: Ruiz (51) Toja (71,81); DC: Emilio (8,47) Fred (45) |
| 8/4/07 | Colorado | W 1-0 | 12,820 | 10-6-3 | DAL: Moor (31) |
| 8/11/07 | Columbus | W 3-2 | 14,818 | 11-6-3 | DAL: Alvarez (60) Ruiz (80) Goodson (90); CLB: Gonzalez (6) Herron (74) |
| 8/19/07 | @Houston | L 0-1 | 19,501 | 11-7-3 | HOU: Ching (42) |
| 9/1/07 | D.C. United | L 0-4 | 15,747 | 11-8-3 | DC: Olsen (4,45) Gomez (47) Fred (49) |
| 9/8/07 | Toronto FC | W 2-0 | 16,790 | 12-8-3 | DAL: Denilson (36) Thompson (87) |
| 9/15/07 | @New England | L 2-4 | 15,289 | 12-9-3 | DAL: Ruiz (35,84); NE: Noonan (29,65) Ralston (78) Smith (90) |
| 9/20/07 | Chicago | T 1-1 | 15,059 | 12-9-4 | DAL: Ruiz (90); CHI: Rolfe (56) |
| 9/23/07 | @Los Angeles | L 1-2 | 27,000 | 12-10-4 | DAL: McCarty (11); LA: Donovan (25) Klein (72) |
| 9/30/07 | Houston | L 0-3 | 17,366 | 12-11-4 | HOU: De Rosario (45) Robinson (62) Holden (84) |
| 10/6/07 | @Columbus | W 3-1 | 19,517 | 13-11-4 | DAL: Alvarez (48) Thompson (86,89); CLB: Gaven (31) |
| 10/11/07 | Chivas USA | T 0-0 | 9,454 | 13-11-5 | - |
| 10/20/07 | Kansas City | L 0-2 | 20,500 | 13-12-5 | KC: Sealy (39,55) |

2007 MLS STANDINGS

| EASTERN | OVERALL | | | | | PTS | GF | GA | GD | HOME | | | GF | GA | AWAY | | | GF | GA |
|------------------|-----------|-----------|-----------|----------|-----------|-----------|-----------|-----------|----------|----------|----------|-----------|-----------|----------|----------|----------|-----------|-----------|----|
| | GP | W | L | T | W | | | | | L | T | W | | | L | T | | | |
| D.C. United | 30 | 16 | 7 | 7 | 55 | 56 | 34 | 22 | 10 | 2 | 3 | 37 | 22 | 6 | 5 | 4 | 19 | 12 | |
| New England | 30 | 14 | 8 | 8 | 50 | 51 | 43 | 8 | 8 | 3 | 4 | 32 | 21 | 6 | 5 | 4 | 19 | 22 | |
| New York | 30 | 12 | 11 | 7 | 43 | 47 | 45 | 2 | 9 | 3 | 3 | 30 | 16 | 3 | 8 | 4 | 17 | 29 | |
| Chicago | 30 | 10 | 10 | 10 | 40 | 31 | 36 | -5 | 6 | 3 | 6 | 16 | 15 | 4 | 7 | 4 | 15 | 21 | |
| Kansas City | 30 | 11 | 12 | 7 | 40 | 45 | 45 | 0 | 7 | 5 | 3 | 22 | 18 | 4 | 7 | 4 | 23 | 27 | |
| Columbus | 30 | 9 | 11 | 10 | 37 | 39 | 44 | -5 | 5 | 5 | 5 | 17 | 17 | 4 | 6 | 5 | 22 | 27 | |
| Toronto FC | 30 | 6 | 17 | 7 | 25 | 25 | 49 | -24 | 5 | 7 | 3 | 17 | 18 | 1 | 10 | 4 | 8 | 31 | |
| WESTERN | OVERALL | | | | | PTS | GF | GA | GD | HOME | | | GF | GA | AWAY | | | GF | GA |
| GP | W | L | T | W | L | | | | | T | W | L | | | T | | | | |
| Chivas USA | 30 | 15 | 7 | 8 | 53 | 46 | 28 | 18 | 10 | 1 | 4 | 28 | 8 | 5 | 6 | 4 | 18 | 20 | |
| Houston | 30 | 15 | 8 | 7 | 52 | 43 | 23 | 20 | 8 | 3 | 4 | 22 | 11 | 7 | 5 | 3 | 21 | 12 | |
| FC DALLAS | 30 | 13 | 12 | 5 | 44 | 37 | 44 | -7 | 7 | 5 | 3 | 17 | 17 | 6 | 7 | 2 | 20 | 27 | |
| Colorado | 30 | 9 | 13 | 8 | 35 | 29 | 34 | -5 | 6 | 4 | 5 | 16 | 11 | 3 | 9 | 3 | 13 | 23 | |
| Los Angeles | 30 | 9 | 14 | 7 | 34 | 38 | 48 | -10 | 6 | 6 | 3 | 25 | 25 | 3 | 8 | 4 | 13 | 23 | |
| Real Salt Lake | 30 | 6 | 15 | 9 | 27 | 31 | 45 | -14 | 4 | 7 | 4 | 18 | 22 | 2 | 8 | 5 | 13 | 23 | |

2006

| DATE | OPPONENT | RESULT | ATT. | W-L-T | POS. | PTS | NOTES: |
|------------|-------------------|--------|--------|---------|------|-----|--|
| 04/01/2006 | Chicago | W 3-2 | 19,377 | 1-0-0 | 1 | 3 | DAL: Alvarez (31) Mina (66) Cooper (70); CHI: Barrett (12) Rolfe (54) |
| 04/08/2006 | Real Salt Lake | W 2-1 | 14,712 | 2-0-0 | 1 | 6 | DAL: Cooper (43) Wilson (57); RSL: Klein (36) |
| 04/15/2006 | at Colorado | T 2-2 | 8,160 | 2-0-1 | 1 | 7 | DAL: Vanney (5) Mina (25); COL: Kirovski (39) own goal (48+) |
| 04/23/2006 | Kansas City | W 2-1 | 17,429 | 3-0-1 | 1 | 10 | DAL: Cooper (4) Pitchkolan (94+); KC: Zotinca (92+) |
| 04/29/2006 | at D.C. United | T 1-1 | 18,889 | 3-0-2 | 1 | 11 | DAL: O'Brien (41); DC: Olsen (17) |
| 05/06/2006 | at Houston | L 3-4 | 21,448 | 3-1-2 | 2 | 11 | DAL: Ruiz (60) Nunez (61) Moor (76); HOU: Clark (31) Ching (35) De Rosario (45,67) |
| 05/10/2006 | Los Angeles | W 1-0 | 14,234 | 4-1-2 | 1 | 14 | DAL: Ruiz (20) |
| 05/13/2006 | Houston | T 1-1 | 12,756 | 4-1-3 | 1 | 15 | DAL: Ruiz (19); HOU: own goal (81) |
| 05/20/2006 | New England | W 4-0 | 18,090 | 5-1-3 | 1 | 18 | DAL: Cooper (4) Ruiz (7,16) Nunez (19) |
| 05/24/2006 | at New York | W 2-1 | 52,425 | 6-1-3 | 1 | 21 | DAL: Cooper (76) Ruiz (87); NY: Stammler (8) |
| 06/03/2006 | Columbus | L 1-2 | 11,085 | 6-2-3 | 1 | 21 | DAL: Ruiz (91+); CLB: Bisaku (75) Kotschau (89) |
| 06/11/2006 | Chivas USA | W 2-1 | 10,737 | 7-2-3 | 1 | 24 | DAL: Ruiz (28) Mina (82); CHV: Razov (83) |
| 06/24/2006 | Colorado | W 1-0 | 13,280 | 8-2-3 | 1 | 27 | DAL: Cooper (32) |
| 06/28/2006 | at New England | L 0-1 | 7,247 | 8-3-3 | 1 | 27 | NE: Twellman (23) |
| 07/01/2006 | at Chivas USA | L 0-3 | 10,112 | 8-4-3 | 1 | 27 | CHV: Suarez (20,24) Bornstein (43) |
| 07/04/2006 | D.C. United | L 0-1 | 16,240 | 8-5-3 | 1 | 27 | DC: Gomez (34) |
| 07/08/2006 | New York | W 2-1 | 10,430 | 9-5-3 | 1 | 30 | DAL: Oduro (2) Wagenfuhr (33); NY: Magee (80) |
| 07/15/2006 | at Chicago | W 3-2 | 13,111 | 10-5-3 | 1 | 33 | DAL: Nunez (8) Rhine (77) Cooper (80); CHI: Herron (54,60) |
| 07/22/2006 | at Real Salt Lake | W 1-0 | 20,227 | 11-5-3 | 1 | 36 | DAL: Thompson (93+) |
| 07/29/2006 | Colorado | W 4-1 | 18,329 | 12-5-3 | 1 | 39 | DAL: Rhine (8) Nunez (71,74) Cooper (93+); COL: Beckerman (34) |
| 08/12/2006 | at Houston | L 0-1 | 10,964 | 12-6-3 | 1 | 39 | HOU: Waibel (37) |
| 08/20/2006 | at Los Angeles | L 0-2 | 21,967 | 12-7-3 | 1 | 39 | LA: Donovan (26) Quaranta (48+) |
| 08/27/2006 | at Kansas City | L 0-1 | 6,573 | 12-8-3 | 1 | 39 | KC: Sealy (62) |
| 08/30/2006 | at Colorado | W 2-0 | 4,328 | 13-8-3 | 1 | 42 | DAL: Nunez (25) Mulrooney (56) |
| 09/02/2006 | Houston | W 1-0 | 14,316 | 14-8-3 | 1 | 45 | DAL: Alvarez (86) |
| 09/09/2006 | at Chivas USA | T 1-1 | 13,898 | 14-8-4 | 1 | 46 | DAL: Cooper (55); CHV: Ju. Garcia (81) |
| 09/13/2006 | Chivas USA | L 0-1 | 10,224 | 14-9-4 | 1 | 46 | CHV: Ju. Garcia (13) |
| 09/16/2006 | at Real Salt Lake | L 2-3 | 14,453 | 14-10-4 | 1 | 46 | DAL: Ruiz (4,46+); RSL: Williams (13) Klein (62) Kreis (72) |
| 09/23/2006 | Real Salt Lake | W 2-1 | 17,975 | 15-10-4 | 1 | 49 | DAL: Ruiz (9) Cooper (14); RSL: Cunningham (48) |
| 09/30/2006 | at Columbus | L 1-3 | 13,505 | 15-11-4 | 1 | 49 | DAL: Ruiz (91+); CLB: Ngwenya (22) Thomas (66) Garey (76) |
| 10/07/2006 | Los Angeles | W 2-1 | 20,500 | 16-11-4 | 1 | 52 | DAL: Ruiz (30) Cooper (47); LA: Donovan (71) |
| 10/14/2006 | at Los Angeles | L 2-5 | 27,000 | 16-12-4 | 1 | 52 | DAL: Thompson (14) Alvarez (80); LA: Donovan (25,38) Gomez (35) Jones (52) Quaranta (79) |

2006 MLS STANDINGS

| EASTERN | OVERALL | | | | | PTS | GF | GA | GD | HOME | | | GF | GA | AWAY | | | GF | GA |
|------------------|-----------|-----------|-----------|----------|------------|-----------|-----------|-----------|-----------|----------|----------|-----------|-----------|----------|----------|----------|-----------|-----------|----|
| | GP | W | L | T | W | | | | | L | T | W | | | L | T | | | |
| D.C. United | 32 | 15 | 7 | 10 | 55 | 52 | 38 | 14 | 9 | 3 | 4 | 31 | 22 | 6 | 4 | 6 | 21 | 16 | |
| New England | 32 | 12 | 8 | 12 | 48 | 39 | 35 | 4 | 8 | 3 | 5 | 23 | 14 | 4 | 5 | 7 | 16 | 21 | |
| Chicago | 32 | 13 | 11 | 8 | 47 | 43 | 41 | 2 | 8 | 4 | 4 | 25 | 20 | 5 | 7 | 4 | 18 | 21 | |
| New York | 32 | 9 | 11 | 12 | 39 | 41 | 41 | 0 | 8 | 3 | 5 | 24 | 17 | 1 | 8 | 7 | 17 | 24 | |
| Kansas City | 32 | 10 | 14 | 8 | 38 | 43 | 45 | -2 | 7 | 4 | 5 | 31 | 24 | 3 | 10 | 3 | 12 | 21 | |
| Columbus | 32 | 8 | 15 | 9 | 33 | 30 | 42 | -12 | 4 | 6 | 6 | 16 | 16 | 4 | 9 | 3 | 14 | 26 | |
| WESTERN | GP | W | L | T | PTS | GF | GA | GD | W | L | T | GF | GA | W | L | T | GF | GA | |
| FC DALLAS | 32 | 16 | 12 | 4 | 52 | 48 | 44 | 4 | 12 | 3 | 1 | 28 | 14 | 4 | 9 | 3 | 20 | 30 | |
| Houston | 32 | 11 | 8 | 13 | 46 | 44 | 40 | 4 | 8 | 3 | 5 | 27 | 19 | 3 | 5 | 8 | 17 | 21 | |
| Chivas USA | 32 | 10 | 9 | 13 | 43 | 45 | 42 | 3 | 7 | 2 | 7 | 24 | 12 | 3 | 7 | 6 | 21 | 30 | |
| Colorado | 32 | 11 | 13 | 8 | 41 | 36 | 49 | -13 | 9 | 3 | 4 | 22 | 18 | 2 | 10 | 4 | 14 | 31 | |
| Los Angeles | 32 | 11 | 15 | 6 | 39 | 37 | 37 | 0 | 6 | 6 | 4 | 19 | 15 | 5 | 9 | 2 | 18 | 22 | |
| Real Salt Lake | 32 | 10 | 13 | 9 | 39 | 45 | 49 | -4 | 6 | 4 | 6 | 23 | 19 | 4 | 9 | 3 | 22 | 30 | |

2005

| DATE | OPPONENT | RESULT | ATT. | W-L-T | POS. | PTS | NOTES: |
|----------|-----------------|--------|--------|---------|------|-----|---|
| 4/2/05 | Chicago | W 2-1 | 10,504 | 1-0-0 | | | DAL: Mulrooney (2) Johnson (47); CHI: Gray (73) |
| 4/9/05 | @Colorado | T 0-0 | 9,253 | 1-0-1 | | | -- |
| 4/16/05 | @Chivas USA | W 3-1 | 12,697 | 2-0-1 | | | DAL: O'Brien (40) Ruiz (85) Johnson (90); CHV: Martins (44) |
| 4/23/05 | Real Salt Lake | W 3-0 | 9,134 | 3-0-1 | | | DAL: Mulrooney (4) Johnson (35) Ruiz (63) |
| 4/30/05 | @Los Angeles | L 0-2 | 20,021 | 3-1-1 | | | LA: Donovan (9) Vagenas (39) |
| 5/7/05 | @Kansas City | T 3-3 | 10,007 | 3-1-2 | | | DAL: Johnson (16) O'Brien (77) Ruiz (82); KC: Victorine (4) |
| 5/14/05 | @San Jose | T 0-0 | 11,067 | 3-1-3 | | | -- |
| 5/18/05 | Colorado | W 2-1 | 6,112 | 4-1-3 | | | DAL: O'Brien (61) Ruiz (77); COL: Jean Philippe (12) |
| 5/22/05 | @Chivas USA | W 5-2 | 8,977 | 5-1-3 | | | DAL: Pitchkolan (0) Ruiz (48) O'Brien (51) Johnson (69) |
| 5/28/05 | @D.C. United | W 2-0 | 16,624 | 6-1-3 | | | DAL: Ruiz (49,56) |
| 6/4/05 | @Real Salt Lake | W 2-0 | 40,589 | 7-1-3 | | | DAL: O'Brien (22) Thompson (58) |
| 6/12/05 | @Chicago | L 0-2 | 8,777 | 7-2-3 | | | CHI: Jaqua (20) Reiter (90) |
| 6/18/05 | Los Angeles | W 1-0 | 11,044 | 8-2-3 | | | DAL: Mina (32) |
| 6/22/05 | Chivas USA | W 2-1 | 8,672 | 9-2-3 | | | DAL: Mina (18) Thompson (81); CHV: Taylor (48) |
| 6/25/05 | @Colorado | W 3-1 | 9,208 | 10-2-3 | | | DAL: Pitchkolan (13) Rhine (85) Thompson (88); COL: Gonzalez (30) |
| 7/2/05 | San Jose | T 2-2 | 8,719 | 10-2-4 | | | DAL: Alvarez (4) Gbandi (57); SJ: Mullan (6) Clark (59) |
| 7/16/05 | @New England | L 2-3 | 22,108 | 10-3-4 | | | DAL: Alvarez (7) O'Brien (45); NE: Twellman (44,90,90) |
| 7/23/05 | @Real Salt Lake | L 0-3 | 20,218 | 10-4-4 | | | RSL: Dunseth (3) Cila (25) Mathis (30) |
| 7/27/05 | @MetroStars | L 2-3 | 7,776 | 10-5-4 | | | DAL: Goodson (38,47); MET: Razov (7) Magee (68) Galvan Rey (74) |
| 8/6/05 | MetroStars | T 2-2 | 16,750 | 10-5-5 | | | DAL: Ruiz (31,34); MET: Djorkaeff (47,53) |
| 8/13/05 | New England | L 1-2 | 12,101 | 10-6-5 | | | DAL: Ruiz (58); NE: Dempsey (33) Joseph (80) |
| 8/20/05 | @Columbus | L 0-1 | 15,525 | 10-7-5 | | | CLB: Glen (81) |
| 8/27/05 | Chivas USA | T 2-2 | 14,102 | 10-7-6 | | | DAL: Ruiz (44) Nunez (67); CHV: Arias (37) Hendrickson (59) |
| 9/3/05 | San Jose | L 0-2 | 8,023 | 10-8-6 | | | SJ: Cerritos (50) Moreno (53) |
| 9/10/05 | D.C. United | L 1-2 | 15,263 | 10-9-6 | | | DAL: Nunez (87); DC: Erpen (15) Quaranta (72) |
| 9/18/05 | Real Salt Lake | W 2-1 | 11,681 | 11-9-6 | | | DAL: Mina (17,52); RSL: Watson (54) |
| 9/21/05 | Los Angeles | W 4-1 | 8,923 | 12-9-6 | | | DAL: own goal (34) Mina (37,45) Thompson (90); LA: own goal (86) |
| 9/24/05 | @San Jose | T 1-1 | 17,414 | 12-9-7 | | | DAL: Nunez (58); SJ: Ching (68) |
| 10/1/05 | @Los Angeles | L 1-2 | 25,557 | 12-10-7 | | | DAL: Pitchkolan (42); LA: Gomez (12,45) |
| 10/5/05 | Columbus | W 2-1 | 6,961 | 13-10-7 | | | DAL: Rhine (58) Nunez (90); CLB: Testo (17) |
| 10/8/05 | Colorado | T 0-0 | 13,011 | 13-10-8 | | | -- |
| 10/15/05 | Kansas City | T 2-2 | 18,021 | 13-10-9 | | | DAL: Pareja (69) Nunez (75); KC: Arnaud (77) Preki (90) |

2005 MLS STANDINGS

| EASTERN | OVERALL | | | | | PTS | GF | GA | GD | HOME | | | GF | GA | AWAY | | | GF | GA |
|-------------|---------|----|----|----|----|-----|----|-----|----|------|---|----|----|----|------|---|----|----|----|
| | GP | W | L | T | W | | | | | L | T | W | | | L | T | | | |
| New England | 32 | 17 | 7 | 8 | 59 | 55 | 37 | 18 | 11 | 2 | 3 | 28 | 13 | 6 | 5 | 5 | 27 | 24 | |
| D.C. United | 32 | 16 | 10 | 6 | 54 | 58 | 37 | 21 | 9 | 5 | 2 | 37 | 22 | 7 | 5 | 4 | 21 | 15 | |
| Chicago | 32 | 15 | 13 | 4 | 49 | 49 | 50 | -1 | 8 | 5 | 3 | 30 | 27 | 7 | 8 | 1 | 19 | 23 | |
| MetroStars | 32 | 12 | 9 | 11 | 47 | 53 | 49 | 4 | 6 | 3 | 7 | 28 | 27 | 6 | 6 | 4 | 25 | 22 | |
| Kansas City | 32 | 11 | 9 | 12 | 45 | 52 | 44 | 8 | 6 | 4 | 6 | 23 | 18 | 5 | 5 | 6 | 29 | 26 | |
| Columbus | 32 | 11 | 16 | 5 | 38 | 34 | 45 | -11 | 7 | 8 | 1 | 15 | 19 | 4 | 8 | 4 | 19 | 26 | |

| WESTERN | OVERALL | | | | | PTS | GF | GA | GD | HOME | | | GF | GA | AWAY | | | GF | GA |
|------------------|-----------|-----------|-----------|----------|-----------|-----------|-----------|----------|----------|----------|----------|-----------|-----------|----------|----------|----------|-----------|-----------|----|
| | GP | W | L | T | W | | | | | L | T | W | | | L | T | | | |
| San Jose | 32 | 18 | 4 | 10 | 64 | 53 | 31 | 22 | 9 | 0 | 7 | 30 | 14 | 9 | 4 | 3 | 23 | 17 | |
| FC DALLAS | 32 | 13 | 10 | 9 | 48 | 52 | 44 | 8 | 8 | 3 | 5 | 28 | 20 | 5 | 7 | 4 | 24 | 24 | |
| Colorado | 32 | 13 | 13 | 6 | 45 | 40 | 37 | 3 | 10 | 4 | 2 | 24 | 14 | 3 | 9 | 4 | 16 | 23 | |
| Los Angeles | 32 | 13 | 13 | 6 | 45 | 44 | 45 | -1 | 10 | 3 | 3 | 29 | 17 | 3 | 10 | 3 | 15 | 28 | |
| Real Salt Lake | 32 | 5 | 22 | 5 | 20 | 30 | 65 | -35 | 5 | 8 | 3 | 19 | 24 | 0 | 14 | 2 | 11 | 41 | |
| Chivas USA | 32 | 4 | 22 | 6 | 18 | 31 | 67 | -36 | 3 | 11 | 2 | 15 | 30 | 1 | 11 | 4 | 16 | 37 | |

2004

| DATE | OPPONENT | RESULT | ATT. | W-L-T | NOTES: |
|----------|--------------|--------|--------|---------|---|
| 4/3/04 | Colorado | T 1-1 | 7,359 | 0-0-1 | DAL: Rhine (75); COL: Spencer (36) |
| 4/17/04 | @Chicago | W 2-0 | 12,828 | 1-0-1 | DAL: Johnson (27) Rhine (70) |
| 4/24/04 | Kansas City | W 1-0 | 10,269 | 2-0-1 | DAL: Nhleko (17) |
| 5/1/04 | @Columbus | T 0-0 | 13,271 | 2-0-2 | -- |
| 5/8/04 | Los Angeles | L 1-3 | 6,755 | 2-1-2 | DAL: Nhleko (6); LA: Kirovski (57,65) Ruiz (90) |
| 5/15/04 | San Jose | L 1-2 | 8,498 | 2-2-2 | DAL: Johnson (66); SJ: Donovan (13) Ching (45) |
| 5/22/04 | @Kansas City | L 0-2 | 10,013 | 2-3-2 | KC: Jewsbury (60) Wolff (67) |
| 5/29/04 | @Los Angeles | L 1-4 | 18,460 | 2-4-2 | DAL: O'Brien (71); LA: Victorine (9) own goal (65) Kirovski (72,90) |
| 6/5/04 | @MetroStars | W 2-0 | 11,519 | 3-4-2 | DAL: Johnson (51) Nhleko (90) |
| 6/12/04 | New England | W 3-1 | 6,941 | 4-4-2 | DAL: Kreis (12) Johnson (74) Nhleko (84); NE: Dempsey (52) |
| 6/19/04 | @Colorado | T 1-1 | 9,277 | 4-4-3 | DAL: Kreis (49); COL: Henderson (51) |
| 6/26/04 | D.C. United | T 1-1 | 13,833 | 4-4-4 | DAL: Kreis (37); DC: Eskandarian (58) |
| 7/3/04 | @Kansas City | L 1-5 | 20,011 | 4-5-4 | DAL: Kreis (31); KC: Arnaud (22,79,90) Klein (72) Wolff (75) |
| 7/7/04 | @San Jose | W 2-1 | 9,350 | 5-5-4 | DAL: Quill (6) Valakari (89); SJ: Corrales (10) |
| 7/10/04 | Columbus | T 0-0 | 7,223 | 5-5-5 | -- |
| 7/17/04 | Kansas City | L 0-1 | 6,942 | 5-6-5 | KC: Gutierrez (42) |
| 7/24/04 | D.C. United | W 5-1 | 11,088 | 6-6-5 | DAL: Jolley (10) Johnson (31,73) Davis (45,63); DC: own goal (34) |
| 7/28/04 | @Columbus | L 1-2 | 13,069 | 6-7-5 | DAL: Kreis (59); CLB: Buddle (38,43) |
| 8/7/04 | Colorado | W 1-0 | 17,792 | 7-7-5 | DAL: Johnson (90) |
| 8/11/04 | New England | L 0-3 | 5,104 | 7-8-5 | NE: Noonan (3) Twellman (86) Dorman (90) |
| 8/15/04 | @MetroStars | W 1-0 | 11,913 | 8-8-5 | DAL: Nhleko (90) |
| 8/21/04 | @San Jose | L 0-3 | 10,020 | 8-9-5 | SJ: Corrales (5) own goal (24) Ching (52) |
| 8/28/04 | Chicago | W 4-1 | 7,744 | 9-9-5 | DAL: O'Brien (28) Johnson (33,65) Nhleko (58); CHI: Jaqua (49) |
| 9/4/04 | @Colorado | L 1-2 | 8,931 | 9-10-5 | DAL: Behncke (43); COL: Spencer (52) Borchers (85) |
| 9/11/04 | @D.C. United | L 0-3 | 13,024 | 9-11-5 | DC: Eskandarian (45,82) Adu (84) |
| 9/18/04 | Los Angeles | W 2-0 | 9,289 | 10-11-5 | DAL: Johnson (10,44) |
| 9/25/04 | MetroStars | L 0-2 | 7,214 | 10-12-5 | MET: Wolyniec (30) Glen (90) |
| 10/2/04 | @New England | L 0-2 | 10,141 | 10-13-5 | NE: Twellman (42) Ralston (47) |
| 10/9/04 | @Los Angeles | L 0-2 | 27,000 | 10-14-5 | LA: Kirovski (68,85) |
| 10/16/04 | San Jose | T 2-2 | 10,268 | 10-14-6 | DAL: Johnson (12) Pareja (62); SJ: Ching (34) Corrales (36) |

2004 MLS STANDINGS

| EASTERN | OVERALL | | | | | PTS | GF | GA | GD | HOME | | | GF | GA | AWAY | | | GF | GA |
|---------------|-----------|-----------|-----------|----------|-----------|-----------|-----------|------------|----------|----------|----------|-----------|-----------|----------|----------|----------|-----------|-----------|----|
| | GP | W | L | T | W | | | | | L | T | W | | | L | T | | | |
| Columbus | 30 | 12 | 5 | 13 | 49 | 40 | 32 | 8 | 8 | 2 | 5 | 26 | 18 | 4 | 3 | 8 | 14 | 14 | |
| D.C. United | 30 | 11 | 10 | 9 | 42 | 43 | 42 | 1 | 9 | 2 | 4 | 31 | 17 | 2 | 8 | 5 | 12 | 25 | |
| MetroStars | 30 | 11 | 12 | 7 | 40 | 47 | 49 | -2 | 7 | 4 | 4 | 22 | 17 | 4 | 8 | 3 | 25 | 32 | |
| New England | 30 | 8 | 13 | 9 | 33 | 42 | 43 | -1 | 6 | 6 | 3 | 24 | 20 | 2 | 7 | 6 | 18 | 23 | |
| Chicago | 30 | 8 | 13 | 9 | 33 | 36 | 44 | -8 | 7 | 5 | 3 | 21 | 16 | 1 | 8 | 6 | 15 | 28 | |
| WESTERN | GP | W | L | T | PTS | GF | GA | GD | W | L | T | GF | GA | W | L | T | GF | GA | |
| Kansas City | 30 | 14 | 9 | 7 | 49 | 38 | 30 | 8 | 9 | 3 | 3 | 22 | 12 | 5 | 6 | 4 | 16 | 18 | |
| Los Angeles | 30 | 11 | 9 | 10 | 43 | 42 | 40 | 2 | 8 | 2 | 5 | 25 | 16 | 3 | 7 | 5 | 17 | 24 | |
| Colorado | 30 | 10 | 9 | 11 | 41 | 29 | 32 | -3 | 7 | 1 | 7 | 16 | 8 | 3 | 8 | 4 | 13 | 24 | |
| San Jose | 30 | 9 | 10 | 11 | 38 | 41 | 35 | 6 | 5 | 2 | 8 | 25 | 16 | 4 | 8 | 3 | 16 | 19 | |
| DALLAS | 30 | 10 | 14 | 6 | 36 | 34 | 45 | -11 | 6 | 5 | 4 | 22 | 18 | 4 | 9 | 2 | 12 | 27 | |

2003

| DATE | OPPONENT | RESULT | ATT. | W-L-T | NOTES: |
|----------|--------------|------------|--------|--------|--|
| 4/12/03 | Los Angeles | T 1-1 (OT) | 9,098 | 0-0-1 | DAL: O'Brien (4); LA: Ruiz (30) |
| 4/26/03 | New England | L 1-2 | 8,543 | 0-1-1 | DAL: Kreis (72); NE: Jo. Moore (12) Twellman (84) |
| 5/3/03 | @D.C. United | T 0-0 (OT) | 12,758 | 0-1-2 | None |
| 5/10/03 | Kansas City | L 1-3 | 8,317 | 0-2-2 | DAL: Kreis (53); KC: Quill (12) Brown (15) Klein (66) |
| 5/17/03 | Los Angeles | T 1-1 (OT) | 8,085 | 0-2-3 | DAL: Davis (82); LA: Glington (43) |
| 5/24/03 | @MetroStars | L 1-2 | 9,110 | 0-3-3 | DAL: Kreis (63); MET: M@his (60) Jolley (84) |
| 5/31/03 | D.C. United | W 3-2 | 7,617 | 1-3-3 | DAL: Kreis (16) Gbandi (41) Cerritos (75); DC: Convey (51,89) |
| 6/14/03 | San Jose | L 1-2 | 7,601 | 1-4-3 | DAL: Kreis (25); SJ: Mullan (49) Alvarez (87) |
| 6/18/03 | @Chicago | L 1-4 | 11,728 | 1-5-3 | DAL: Suarez (78); CHI: Razov (21,87) Ralph (49) Gray (84) |
| 6/21/03 | Colorado | W 3-1 | 7,810 | 2-5-3 | DAL: Davis (31) Kreis (45) Vaca (90); COL: Spencer (25) |
| 6/28/03 | @Los Angeles | L 0-3 | 18,165 | 2-6-3 | LA: Victorine (20) Albright (60) Ruiz (63) |
| 7/2/03 | D.C. United | L 1-3 | 6,075 | 2-7-3 | DAL: Kreis (74); DC: Nelsen (29) Kovalenko (78) Stoitchkov (88) |
| 7/5/03 | @Columbus | T 0-0 (OT) | 14,412 | 2-7-4 | None |
| 7/12/03 | @Kansas City | L 1-5 | 16,349 | 2-8-4 | DAL: Cerritos (63); KC: Brunt (45) Simutenkov (53,56) |
| 7/16/03 | @New England | W 2-1 | 10,361 | 3-8-4 | DAL: Cerritos (4) Thomas (13); NE: Jo. Moore (44) |
| 7/19/03 | MetroStars | L 1-2 (OT) | 8,422 | 3-9-4 | DAL: Davis (26); MET: Magee (84) Wolyniec (95) |
| 7/26/03 | @San Jose | L 0-3 | 9,034 | 3-10-4 | SJ: Mullan (25) Lagos (37) Agoos (90) |
| 8/9/03 | @Colorado | L 0-2 | 12,264 | 3-11-4 | COL: Spencer (3) Chung (47) |
| 8/13/03 | San Jose | L 0-3 | 5,515 | 3-12-4 | SJ: Ching (11) Donovan (23,44) |
| 8/16/03 | Kansas City | W 3-2 | 7,712 | 4-12-4 | DAL: Vaca (30) Davis (54) Johnson (71); KC: Preki (26) Gomez (77) |
| 8/23/03 | Columbus | L 1-2 | 7,950 | 4-13-4 | DAL: Rhine (75); CLB: Buddle (43) Paule (62) |
| 8/30/03 | @Los Angeles | L 1-2 | 23,263 | 4-14-4 | DAL: Davis (12); LA: Ruiz (50) Moreno (90) |
| 9/6/03 | @Colorado | L 1-2 | 15,726 | 4-15-4 | DAL: Davis (24); COL: Carrieri (54) Henderson (76) |
| 9/13/03 | @Columbus | L 2-3 | 16,049 | 4-16-4 | DAL: Dunseth (15) Johnson (52); CLB: Buddle (28,81) McBride (39) |
| 9/20/03 | Chicago | W 2-0 | 8,010 | 5-16-4 | DAL: Nhleko (7) Johnson (45) |
| 9/27/03 | @San Jose | L 2-5 | 12,219 | 5-17-4 | DAL: Hendrickson (8) Curtis (14); SJ: De Rosario (0,11,48) Donovan (24,35) |
| 10/4/03 | New England | L 1-4 | 8,917 | 5-18-4 | DAL: Pareja (20); NE: Twellman (44,60) Joseph (53) Noonan (75) |
| 10/11/03 | @MetroStars | T 0-0 (OT) | 13,567 | 5-18-5 | None |
| 10/18/03 | @Kansas City | L 0-1 | 14,923 | 5-19-5 | KC: Conrad (15) |
| 10/25/03 | Colorado | W 4-3 | 8,913 | 6-19-5 | DAL: Rhine (19) own goal (22) Nhleko (31) Deering (39); COL: Spencer (18,52) Crawford (85) |

2003 MLS STANDINGS

| EASTERN | OVERALL | | | | PTS | GF | GA | GD | HOME | | | GF | GA | AWAY | | | GF | GA |
|---------------|-----------|----------|-----------|----------|-----------|-----------|-----------|------------|----------|----------|----------|-----------|-----------|----------|-----------|----------|-----------|-----------|
| | GP | W | L | T | | | | | W | L | T | | | W | L | T | | |
| Chicago | 30 | 15 | 7 | 8 | 53 | 53 | 43 | 10 | 10 | 1 | 4 | 31 | 12 | 5 | 6 | 4 | 22 | 31 |
| New England | 30 | 12 | 9 | 9 | 45 | 55 | 47 | 8 | 7 | 4 | 4 | 32 | 23 | 5 | 5 | 5 | 23 | 24 |
| MetroStars | 30 | 11 | 10 | 9 | 42 | 40 | 40 | 0 | 5 | 6 | 4 | 17 | 19 | 6 | 4 | 5 | 23 | 21 |
| D.C. United | 30 | 10 | 11 | 9 | 39 | 38 | 36 | 2 | 6 | 3 | 6 | 20 | 14 | 4 | 8 | 3 | 18 | 22 |
| Columbus | 30 | 10 | 12 | 8 | 38 | 44 | 44 | 0 | 6 | 3 | 6 | 24 | 15 | 4 | 9 | 2 | 20 | 29 |
| WESTERN | OVERALL | | | | PTS | GF | GA | GD | HOME | | | GF | GA | AWAY | | | GF | GA |
| GP | W | L | T | W | | | | | L | T | W | | | L | T | | | |
| San Jose | 30 | 14 | 7 | 9 | 51 | 45 | 35 | 10 | 7 | 4 | 4 | 22 | 19 | 7 | 3 | 5 | 23 | 16 |
| Kansas City | 30 | 11 | 10 | 9 | 42 | 48 | 44 | 4 | 8 | 4 | 3 | 32 | 25 | 3 | 6 | 6 | 16 | 19 |
| Colorado | 30 | 11 | 12 | 7 | 40 | 40 | 45 | -5 | 8 | 2 | 5 | 21 | 13 | 3 | 10 | 2 | 19 | 32 |
| Los Angeles | 30 | 9 | 12 | 9 | 36 | 35 | 35 | 0 | 9 | 3 | 3 | 25 | 14 | 0 | 9 | 6 | 10 | 21 |
| DALLAS | 30 | 6 | 19 | 5 | 23 | 35 | 64 | -29 | 5 | 8 | 2 | 24 | 31 | 1 | 11 | 3 | 11 | 33 |

2002

| DATE | OPPONENT | RESULT | ATT. | W-L-T | NOTES: |
|----------|--------------|------------|--------|--------|---|
| 3/23/02 | San Jose | L 0-2 | 15,214 | 0-1-0 | SJ: DeRosario (11), Donovan (46) |
| 4/6/02 | D.C. United | W 2-1 | 8,565 | 1-1-0 | DAL: Kreis (63), Rodriguez (84) ; DC: Quaranta (61) |
| 4/13/02 | @Los Angeles | T 1-1 (OT) | 14,127 | 1-1-1 | DAL: Kreis (57) ; LA: Ruiz 85 |
| 4/20/02 | Los Angeles | T 1-1 (OT) | 17,388 | 1-1-2 | DAL: Kreis (62) ; LA: Ruiz 26 |
| 4/27/02 | Kansas City | T 1-1 (OT) | 14,065 | 1-1-3 | DAL: Kreis (52) ; KC: Klein (15) |
| 5/4/02 | @MetroStars | W 2-1 | 15,551 | 2-1-3 | DAL: Suarez (8), Kreis (39) ; NY: Serna (42) |
| 5/11/02 | @New England | L 0-2 | 22,006 | 2-2-3 | NE: Twellman (6, 40) |
| 5/18/02 | Colorado | W 3-1 | 10,592 | 3-2-3 | DAL: Morrow (10, 60), Kreis (54); COL: Spencer (65) |
| 5/25/02 | @Columbus | T 1-1 (OT) | 13,773 | 3-2-4 | DAL: Deering (99+) ; CLB: Cunningham (66) |
| 6/1/02 | @Kansas City | T 2-2 (OT) | 7,266 | 3-2-5 | DAL: Kreis (24), Vaca (60) ; KC: Fabbro (54, 70) |
| 6/8/02 | Colorado | W 4-1 | 12,690 | 4-2-5 | DAL: Rhine (4, 17, 74), Kreis (35) ; COL: Chung (95+) |
| 6/15/02 | @Chicago | W 3-1 | 13,117 | 5-2-5 | DAL: Kreis (45, 68), Rhine (74) ; CHI: Wolyniec: (39) |
| 6/22/02 | @Los Angeles | L 0-3 | 14,588 | 5-3-5 | LA: Victorine (58), Lalas (69), Mullan (81) |
| 6/29/02 | Columbus | W 1-0 (OT) | 16,186 | 6-3-5 | DAL: Kreis (98) |
| 07/04/02 | MetroStars | W 2-0 | 16,055 | 7-3-5 | DAL: Rhine (38), Kreis (83) |
| 7/6/02 | @Kansas City | T 1-1 (OT) | 7,461 | 7-3-6 | DAL: Cerritos (62) ; KC: McKeon (51) |
| 7/13/02 | San Jose | W 2-1 | 13,035 | 8-3-6 | DAL: Own goal (50), O'Brien (88) ; SJ: DeRosario (92+) |
| 7/20/02 | @San Jose | L 0-4 | 12,616 | 8-4-6 | SJ: Graziani (3), Lagos (28), DeRosario (42), Donovan (88) |
| 7/27/02 | @Colorado | T 2-2 (OT) | 13,143 | 8-4-7 | DAL: Cerritos (53), Morrow (92+) ; COL: Carrieri 62, Chung (76) |
| 7/31/02 | Kansas City | L 0-1 | 7,959 | 8-5-7 | KC: Armstrong (77) |
| 8/10/02 | Chicago | W 3-1 | 10,505 | 9-5-7 | DAL: Pareja (25), Kreis (89), O'Brien (91+) ; CHI: Stoitchkov: (64) |
| 8/17/02 | @MetroStars | W 3-1 | 12,471 | 10-5-7 | DAL: Cerritos (67), Martinez (76, 86); NY: Paule (48) |
| 8/21/02 | @San Jose | L 1-3 | 9,089 | 10-6-7 | DAL: Rodriguez (43);SJ: Graziani (7), Donovan (33), Corrales (63) |
| 08/24/02 | Los Angeles | W 1-0 (OT) | 15,883 | 11-6-7 | DAL: Rhine (96) |
| 09/01/02 | @Colorado | L 2-3 | 12,754 | 11-7-7 | DAL: Johnson (34), Martinez (67);COL: Hendersoon (12), Kingsley (21), Carrieri (87) |
| 9/5/02 | MetroStars | L 1-3 | 7,913 | 11-8-7 | DAL: Cerritos (14);NY: Mathis (2), Faria (62, 73) |
| 9/14/02 | New England | L 1-2 | 17,652 | 11-9-7 | DAL: Rodriguez (81);NE: Twellman (35, 64) |
| 9/19/02 | @D.C. United | W 4-3 (OT) | 13,889 | 12-9-7 | DAL:Rodriguez(35),Martinez(74),Rhine(80),Johnson(96);DC:Convey(48),Zambrano(65),Curtis(92+) |

2002 MLS STANDINGS

| EASTERN | OVERALL | | | | PTS | GF | GA | GD | HOME | | | GF | GA | AWAY | | | GF | GA |
|-------------|---------|----|----|---|-----|----|----|----|------|---|---|----|----|------|----|---|----|----|
| | GP | W | L | T | | | | | W | L | T | | | W | L | T | | |
| New England | 28 | 12 | 14 | 2 | 38 | 49 | 49 | 0 | 7 | 7 | 0 | 26 | 22 | 5 | 7 | 2 | 23 | 27 |
| Columbus | 28 | 11 | 12 | 5 | 38 | 44 | 43 | 1 | 6 | 4 | 4 | 17 | 15 | 5 | 8 | 1 | 27 | 28 |
| Chicago | 28 | 11 | 13 | 4 | 37 | 43 | 38 | 5 | 5 | 5 | 4 | 23 | 19 | 6 | 8 | 0 | 20 | 19 |
| MetroStars | 28 | 11 | 15 | 2 | 35 | 41 | 47 | -6 | 4 | 8 | 2 | 21 | 22 | 7 | 7 | 0 | 20 | 25 |
| D.C. United | 28 | 9 | 14 | 5 | 32 | 31 | 40 | -9 | 8 | 4 | 2 | 25 | 20 | 1 | 10 | 3 | 6 | 20 |

| WESTERN | OVERALL | | | | PTS | GF | GA | GD | HOME | | | GF | GA | AWAY | | | GF | GA |
|---------------|-----------|-----------|----------|----------|-----------|-----------|-----------|----------|----------|----------|----------|-----------|-----------|----------|----------|----------|-----------|-----------|
| | GP | W | L | T | | | | | W | L | T | | | W | L | T | | |
| Los Angeles | 28 | 16 | 9 | 3 | 51 | 44 | 33 | 11 | 11 | 1 | 2 | 27 | 10 | 5 | 8 | 1 | 17 | 23 |
| San Jose | 28 | 14 | 11 | 3 | 45 | 45 | 35 | 10 | 12 | 1 | 1 | 33 | 12 | 2 | 10 | 2 | 12 | 23 |
| DALLAS | 28 | 12 | 9 | 7 | 43 | 44 | 43 | 1 | 8 | 4 | 2 | 22 | 15 | 4 | 5 | 5 | 22 | 28 |
| Colorado | 28 | 13 | 11 | 4 | 43 | 43 | 48 | -5 | 9 | 3 | 2 | 30 | 19 | 4 | 8 | 2 | 13 | 29 |
| Kansas City | 28 | 9 | 10 | 9 | 36 | 37 | 45 | -8 | 7 | 4 | 3 | 22 | 21 | 2 | 6 | 6 | 15 | 24 |

2001

| DATE | OPPONENT | RESULT | ATT. | W-L-T | NOTES: |
|---------|--------------|------------|--------|---------|--|
| 4/7/01 | Tampa Bay | L 2-4 | 15,124 | 0-1-0 | DAL: Rodriguez (16, 26);TB: Ralston (14), Addo (21) |
| 4/14/01 | @San Jose | W 1-0 | 13,919 | 1-1-0 | DAL: Rhine (19) |
| 4/21/01 | Chicago | W 3-2 (OT) | 9,785 | 2-1-0 | DAL: Rhine (82), Kreis (91) Graziani (96); CHI: Bocanegra (42), Beasley (81) |
| 4/28/01 | @MetroStars | L 2-3 | 17,543 | 2-2-0 | DAL: Farrer (71), Rodriguez (93+); NY: Villegas (22), Chung (32) Mathis (60) |
| 5/5/01 | Colorado | L 0-1 | 14,504 | 2-3-0 | COL: Bravo (87) |
| 5/12/01 | Columbus | W 4-0 | 14,087 | 3-3-0 | DAL: Rodriguez (46+), Kreis (58), Farrer (77), Graziani (82) |
| 5/19/01 | @Los Angeles | T 0-0 (OT) | 15,881 | 3-3-1 | None |
| 5/23/01 | San Jose | L 0-2 | 7,505 | 3-4-1 | SJ: Cerritos (15), DeRosario (92+) |
| 6/2/01 | Miami | L 2-6 | 10,049 | 3-5-1 | DAL: Rhine (8), Graziani (79);MIA: Marshall (2), Serna (25, 84, 87), Chacon (34), Mastroeni (52) |
| 6/6/01 | @Tampa Bay | W 1-0 | 5,834 | 4-5-1 | DAL: Kreis (15) |
| 6/9/01 | D.C. United | W 3-0 | 11,114 | 5-5-1 | DAL: Suarez (17), Rhine (29), Martinez (73) |
| 6/16/01 | @Colorado | W 6-3 | 12,652 | 6-5-1 | DAL: Own goal (6, 56), Suarez (29), Vaca (35), Broome (83), |
| 6/23/01 | Columbus | L 1-2 | 10,940 | 6-6-1 | DAL: Graziani (19);CLB: Lapper (30), West (54) |
| 6/30/01 | Los Angeles | T 0-0 (OT) | 16,104 | 6-6-2 | None |
| 7/4/01 | New England | T 1-1 (OT) | 21,343 | 6-6-3 | DAL: Johnson (95+);NE: Cate (29) |
| 7/7/01 | @Columbus | T 2-2 (OT) | 18,937 | 6-6-4 | DAL: Deering (75), Kreis (82);CLB: Perez (81), Buddle (90) |
| 7/14/01 | @Kansas City | L 2-3 | 8,031 | 6-7-4 | DAL: Pareja (21), Graziani (53);TB: Lassiter (73, 75), Lowe (89) |
| 7/18/01 | Tampa Bay | W 3-0 | 7,119 | 7-7-4 | DAL: Kreis (36), Graziani (49), Rodriguez (53) |
| 7/21/01 | @Chicago | L 1-2 (OT) | 20,357 | 7-8-4 | DAL: Graziani (11);CHI: Stoitchov (77), Wynalda (99) |
| 8/4/01 | @New England | L 1-5 | 10,326 | 7-9-4 | DAL: Korol (86);NE: Sunsing (9), Chronopolous (49, 81), Okah (76), Cate (76) |
| 8/11/01 | MetroStars | W 3-0 | 11,877 | 8-9-4 | DAL: Vaca (25), Kreis (34), Johnson (74) |
| 8/15/01 | @Columbus | L 0-3 | 19,008 | 8-10-4 | CLB: Maisonneuve (18), Washington (75), Perez (91+) |
| 8/18/01 | @Miami | L 2-4 | 9,750 | 8-11-4 | DAL: Kreis (23), Deering (56); MIA:Chacon (36,78), Preki (51), Henderson (90) |
| 8/25/01 | Kansas City | W 3-0 | 13,914 | 9-11-4 | DAL: Graziani (7, 57), Kubik (37) |
| 8/29/01 | @Tampa Bay | W 3-2 (OT) | 4,286 | 10-11-4 | DAL: Pareja (25), Graziani (67), Rodriguez (97); TB: Ralston (8), Barclay (89) |
| 9/8/01 | @Chicago | T 2-2 (OT) | 24,866 | 10-11-5 | DAL: Rhine (86), Graziani (91+);CHI: Gutierrez (68), Nowak (81) |

2001 MLS STANDINGS

| EASTERN | OVERALL | | | | | PTS | GF | GA | GD | HOME | | | GF | GA | AWAY | | | GF | GA |
|-------------|---------|----|----|---|----|-----|----|-----|----|------|---|----|----|----|------|---|----|----|----|
| | GP | W | L | T | W | | | | | L | T | W | | | L | T | | | |
| Miami | 26 | 16 | 5 | 5 | 53 | 57 | 36 | 21 | 10 | 2 | 2 | 34 | 22 | 6 | 3 | 3 | 23 | 14 | |
| MetroStars | 26 | 13 | 10 | 3 | 42 | 38 | 35 | 3 | 9 | 3 | 1 | 23 | 14 | 4 | 7 | 2 | 15 | 21 | |
| New England | 27 | 7 | 14 | 6 | 27 | 35 | 52 | -17 | 6 | 5 | 2 | 25 | 25 | 1 | 9 | 4 | 10 | 27 | |
| D.C. United | 26 | 8 | 16 | 2 | 26 | 42 | 50 | -8 | 6 | 4 | 2 | 26 | 19 | 2 | 12 | 0 | 16 | 31 | |

| CENTRAL | OVERALL | | | | | PTS | GF | GA | GD | HOME | | | GF | GA | AWAY | | | GF | GA |
|---------------|-----------|-----------|-----------|----------|-----------|-----------|-----------|----------|----------|----------|----------|-----------|-----------|----------|----------|----------|-----------|-----------|----|
| | GP | W | L | T | W | | | | | L | T | W | | | L | T | | | |
| Chicago | 27 | 16 | 6 | 5 | 53 | 50 | 30 | 20 | 9 | 2 | 3 | 26 | 14 | 7 | 4 | 2 | 24 | 16 | |
| Columbus | 26 | 13 | 7 | 6 | 45 | 49 | 36 | 13 | 7 | 1 | 5 | 29 | 15 | 6 | 6 | 1 | 20 | 21 | |
| DALLAS | 26 | 10 | 11 | 5 | 35 | 48 | 47 | 1 | 6 | 5 | 2 | 25 | 18 | 4 | 6 | 3 | 23 | 29 | |
| Tampa Bay | 27 | 4 | 21 | 2 | 14 | 32 | 68 | -36 | 2 | 10 | 2 | 18 | 28 | 2 | 11 | 0 | 14 | 40 | |

| WESTERN | OVERALL | | | | | PTS | GF | GA | GD | HOME | | | GF | GA | AWAY | | | GF | GA |
|-------------|---------|----|----|---|----|-----|----|-----|----|------|---|----|----|----|------|---|----|----|----|
| | GP | W | L | T | W | | | | | L | T | W | | | L | T | | | |
| Los Angeles | 26 | 14 | 7 | 5 | 47 | 52 | 36 | 6 | 9 | 3 | 1 | 26 | 12 | 5 | 4 | 4 | 26 | 24 | |
| San Jose | 26 | 13 | 7 | 6 | 45 | 47 | 29 | 18 | 8 | 2 | 3 | 28 | 12 | 5 | 5 | 3 | 19 | 17 | |
| Kansas City | 27 | 11 | 13 | 3 | 36 | 33 | 53 | -20 | 8 | 4 | 1 | 19 | 21 | 3 | 9 | 2 | 14 | 32 | |
| Colorado | 26 | 5 | 13 | 8 | 23 | 36 | 47 | -11 | 3 | 6 | 4 | 18 | 22 | 2 | 7 | 4 | 18 | 25 | |

2000

| DATE | OPPONENT | RESULT | ATT. | W-L-T | NOTES: |
|---------|--------------|------------|--------|---------|--|
| 3/18/00 | Chicago | W 4-2 | 12,891 | 1-0-0 | DAL: Kreis (28); Graziani (55); Dade (79); Graziani (85); CHI: Stoitchov (14, 42) |
| 3/25/00 | Colorado | L 0-1 | 13,119 | 1-1-0 | COL: Balboa (80) |
| 4/1/00 | Tampa Bay | W 1-0 | 11,491 | 2-1-0 | DAL: Kreis (69) |
| 4/8/00 | New England | W 2-1 | 14,758 | 3-1-0 | DAL: Graziani (38), Kreis (74); NE: Torres (42) |
| 4/15/00 | @Los Angeles | L 1-2 | 16,241 | 3-2-0 | DAL: Graziani (83); LA: Caligiuri (17), Mathis (67) |
| 4/22/00 | @San Jose | L 0-5 | 8,871 | 3-3-0 | SJ: Cerritos (10, 36), Brose (14), Conteh (40, 70) |
| 4/29/00 | Columbus | W 2-1 | 15,277 | 4-3-0 | DAL: Pareja (13), Graziani (37); CLB: Washington (24) |
| 5/6/00 | @Tampa Bay | L 1-3 | 7,051 | 4-4-0 | DAL: Graziani (14); TB: Diallo (45, 84) Anderson (90) |
| 5/13/00 | Los Angeles | T 1-1 (OT) | 20,417 | 4-4-1 | DAL: Kreis (46+); LA: Caligiuri (55) |
| 5/20/00 | @Columbus | L 1-2 | 13,548 | 4-5-1 | DAL: Kreis (71); CLB: Washington (10) West (61) |
| 5/24/00 | @Chicago | L 3-4 | 5,330 | 4-6-1 | DAL: J.Rodriguez (37), Kreis (57), Deering (63); CHI: OG (51), Rasov (79, 91+), Kovalenko (89) |
| 5/27/00 | @D.C. United | L 2-3 | 18,120 | 4-7-1 | DAL: Kreis (13), Kreis (47); DC: Albright (11), Llamasa (22), Own goal (75) |
| 6/3/00 | Tampa Bay | L 2-3 | 7,099 | 4-8-1 | DAL: Dade (8), J.Rodriguez (85); TB: Diallo (5, 29), Valderrama (71) |
| 6/7/00 | Columbus | W 3-2 | 7,815 | 5-8-1 | DAL: Alavanja (11), Eck (83), Korol (89); CLB: West (18), Perez (43) |
| 6/10/00 | @Columbus | T 1-1 (OT) | 14,925 | 5-8-2 | DAL: Korol (4); CLB: Farrell (72) |
| 6/17/00 | Kansas City | W 4-1 | 7,912 | 6-8-2 | DAL: Graziani (15), Kreis (66), Graziani (82), Santel (90); KC: McKeon (45) |
| 6/21/00 | @Kansas City | T 0-0 (OT) | 5,675 | 6-8-3 | None |
| 6/24/00 | @D.C. United | L 0-2 | 17,186 | 6-9-3 | DC: Albright (65), Diaz Arce (90) |
| 6/28/00 | @Colorado | L 0-1 | 4,640 | 6-10-3 | COL: Vermillion (55) |
| 7/1/00 | Los Angeles | W 4-2 | 19,644 | 7-10-3 | DAL: Graziani (26), Graziani (38), Eck (49), Kreis (81); LA: Hernandez (83), Vanney (93+) |
| 7/5/00 | @MetroStars | L 1-2 | 9,193 | 7-11-3 | DAL: Eck (24); NY: Mathis (31), Walsh (59) |
| 7/8/00 | D.C. United | W 3-0 | 9,394 | 8-11-3 | DAL: Dade (13), Alavanja (36), Graziani (78) |
| 7/15/00 | @Miami | W 3-0 | 6,387 | 9-11-3 | DAL: Graziani (24, 44), Dade (56) |
| 7/19/00 | Miami | T 1-1 (OT) | 6,974 | 9-11-4 | DAL: E.Rodriguez (21); MIA: McKinley (39) |
| 8/2/00 | @New England | W 2-1 | 13,910 | 10-11-4 | DAL: Rhine (21), Kreis (87); NE: Harris (87) |
| 8/5/00 | @Tampa Bay | L 1-2 | 10,327 | 10-12-4 | DAL: Korol (90+); TB: Lagos (20, 47) |
| 8/12/00 | D.C. United | W 1-0 | 10,204 | 11-12-4 | DAL: Martinez (87) |
| 8/16/00 | Chicago | W 3-0 | 4,869 | 12-12-4 | DAL: Korol (25); Korol (67); Pareja (82) |
| 8/26/00 | MetroStars | L 4-6 | 12,940 | 12-13-4 | DAL: Graziani (26), J.Rodriguez (46+), Pareja (54), Martinez (64); NY: Mathis (3, 26, 40, 68, 83), Valencia (88) |
| 8/30/00 | @Chicago | L 0-4 | 8,256 | 12-14-4 | CHI: Wolff (18, 59), Beasley (71, 77) |
| 9/6/00 | @Los Angeles | W 1-0 | 11,744 | 13-14-4 | DAL: J.Rodriguez (37) |
| 9/9/00 | San Jose | W 2-1 | 14,833 | 14-14-4 | DAL: Graziani (44), Deering (89); SJ: Solis (59) |

2000 MLS STANDINGS

| EASTERN | OVERALL | | | | | PTS | GF | GA | GD | HOME | | | GF | GA | AWAY | | | GF | GA |
|-------------|---------|----|----|---|----|-----|----|-----|----|------|---|----|----|----|------|---|----|----|----|
| | GP | W | L | T | W | | | | | L | T | W | | | L | T | | | |
| MetroStars | 32 | 17 | 12 | 3 | 54 | 64 | 56 | 8 | 9 | 4 | 3 | 32 | 24 | 8 | 8 | 0 | 32 | 32 | |
| New England | 32 | 13 | 13 | 6 | 45 | 47 | 49 | -2 | 9 | 4 | 3 | 27 | 20 | 4 | 9 | 3 | 20 | 29 | |
| Miami | 32 | 12 | 15 | 5 | 41 | 54 | 56 | -2 | 8 | 5 | 3 | 31 | 26 | 4 | 10 | 2 | 23 | 30 | |
| D.C. United | 32 | 8 | 18 | 6 | 30 | 44 | 63 | -19 | 6 | 7 | 3 | 25 | 31 | 2 | 11 | 3 | 19 | 32 | |

| CENTRAL | OVERALL | | | | | PTS | GF | GA | GD | HOME | | | GF | GA | AWAY | | | GF | GA |
|---------------|-----------|-----------|-----------|----------|-----------|-----------|-----------|----------|-----------|----------|----------|-----------|-----------|----------|-----------|----------|-----------|-----------|----|
| | GP | W | L | T | W | | | | | L | T | W | | | L | T | | | |
| Chicago | 32 | 17 | 9 | 6 | 57 | 67 | 51 | 16 | 13 | 2 | 1 | 40 | 18 | 4 | 7 | 5 | 27 | 33 | |
| Tampa Bay | 32 | 16 | 12 | 4 | 52 | 62 | 50 | 12 | 10 | 4 | 2 | 38 | 23 | 6 | 8 | 2 | 24 | 27 | |
| DALLAS | 32 | 14 | 14 | 4 | 46 | 54 | 54 | 0 | 11 | 3 | 2 | 37 | 22 | 3 | 11 | 2 | 17 | 32 | |
| Columbus | 32 | 11 | 16 | 5 | 38 | 48 | 58 | -10 | 7 | 6 | 3 | 29 | 25 | 4 | 10 | 2 | 19 | 33 | |

| WESTERN | OVERALL | | | | | PTS | GF | GA | GD | HOME | | | GF | GA | AWAY | | | GF | GA |
|-------------|---------|----|----|---|----|-----|----|-----|----|------|---|----|----|----|------|---|----|----|----|
| | GP | W | L | T | W | | | | | L | T | W | | | L | T | | | |
| Kansas City | 32 | 16 | 7 | 9 | 57 | 47 | 29 | 18 | 11 | 4 | 1 | 27 | 14 | 5 | 3 | 8 | 20 | 15 | |
| Los Angeles | 32 | 14 | 10 | 8 | 50 | 47 | 37 | 10 | 8 | 3 | 5 | 20 | 15 | 6 | 7 | 3 | 27 | 22 | |
| Colorado | 32 | 13 | 15 | 4 | 43 | 43 | 59 | -16 | 8 | 5 | 3 | 19 | 21 | 5 | 10 | 1 | 24 | 38 | |
| San Jose | 32 | 7 | 17 | 8 | 29 | 35 | 50 | -15 | 5 | 6 | 5 | 26 | 22 | 2 | 11 | 3 | 9 | 28 | |

1999

| DATE | OPPONENT | RESULT | ATT. | W-L-T | NOTES: |
|----------|--------------|-------------|--------|---------|---|
| 3/20/99 | Kansas City | W 4-0 | 17,112 | 1-0-0 | DAL: Trotman(53); Kreis (55); Kreis (80); Kreis (84) |
| 3/28/99 | @Los Angeles | L 0-0 (2-3) | 27,034 | 1-1-0 | -- |
| 4/10/99 | @Chicago | W 0-0 (3-1) | 27,311 | 2-1-0 | -- |
| 4/15/99 | @Miami | L 1-1 (0-3) | 7,013 | 2-2-0 | DAL: Washington (58);MIA: Serna (74) |
| 4/18/99 | Tampa Bay | W 2-1 | 13,697 | 3-2-0 | DAL: Kreis (39); Kreis (90);TB: Shannon (87) |
| 4/24/99 | Columbus | W 2-0 | 12,241 | 4-2-0 | DAL: Pareja (4); Kreis (39) |
| 4/30/99 | @San Jose | L 1-1 (2-3) | 10,071 | 4-3-0 | DAL: Suarez (7); SJ: Cerritos (14) |
| 5/8/99 | Colorado | L 1-1 (1-2) | 10,550 | 4-4-0 | DAL: Kreis (88); COL: Bravo (80) |
| 5/15/99 | San Jose | W 2-1 | 16,372 | 5-4-0 | DAL: Rhine (9); Rhine (65); SJ: Barrett (10) |
| 5/22/99 | @San Jose | L 1-1 (1-3) | 12,133 | 5-5-0 | DAL: Kreis (81); SJ: Cerritos (10) |
| 5/26/99 | Miami | W 2-1 | 7,529 | 6-5-0 | DAL: Trellez (34); Rodriguez (85); MIA: Serna (50) |
| 6/5/99 | @MetroStars | W 5-2 | 11,567 | 7-5-0 | DAL: Trellez (31); Santel (39); Kreis (59); Kreis (66), Haynes (78); NY: Kelly (51), Walsh (84) |
| 6/12/99 | @Kansas City | L 0-1 | 9,336 | 7-6-0 | KC: Own goal (61) |
| 6/16/99 | D.C. United | W 3-0 | 8,817 | 8-6-0 | DAL: Washington (69); Deering (75); Washington (79) |
| 6/19/99 | @Colorado | L 1-2 | 11,112 | 8-7-0 | DAL: Eck (24); COL: Bravo (13), Dely Valdes (78) |
| 6/26/99 | New England | W 2-0 | 12,561 | 9-7-0 | DAL: Rodriguez (37); Kreis (90) |
| 7/2/99 | @Chicago | L 1-1 (3-4) | 12,185 | 9-8-0 | DAL: Pareja (35); CHI: Wolff (65) |
| 7/4/99 | Chicago | L 1-2 | 17,621 | 9-9-0 | DAL: Own Goal (Kotschau) (15); CHI: Razov (4, 35) |
| 7/10/99 | Kansas City | W 5-0 | 7,485 | 10-9-0 | DAL: Kreis (8), Deering (80), Broome (84), Eck (89), Kreis (90) |
| 7/24/99 | @Columbus | L 1-4 | 19,356 | 10-10-0 | DAL: Eck's (90); CLB: Elcock (28), Cunningham (42), John (50), West (71) |
| 7/31/99 | Colorado | L 0-2 | 13,712 | 10-11-0 | COL: Harris (8), Anderson (58) |
| 8/4/99 | MetroStars | W 2-0 | 7,622 | 11-11-0 | DAL: Kreis (71); Trellez (85) |
| 8/14/99 | @Los Angeles | L 0-2 | 14,635 | 11-12-0 | LA: Hendrickson (7), Own goal (58) |
| 8/18/99 | @Colorado | W 3-0 | 5,942 | 12-12-0 | DAL: Graziani (4), Pareja (30), Rodriguez (85) |
| 8/22/99 | Chicago | W 3-3 (4-3) | 7,237 | 13-12-0 | DAL: Graziani (39), Deering (43), Farrer (55);CHI: Wolff (49, 90) Kovalenko (53) |
| 8/28/99 | Los Angeles | W 1-0 | 14,033 | 14-12-0 | DAL: Graziani (53) |
| 9/4/99 | @D.C. United | L 1-4 | 12,093 | 14-13-0 | DAL: Graziani (28); DC: Moreno (17), Etcheverry (24, 47), Maessner (76) |
| 9/11/99 | San Jose | W 1-0 | 15,584 | 15-13-0 | DAL: Kreis (78) |
| 9/18/99 | @Kansas City | W 1-1 (3-0) | 6,096 | 16-13-0 | DAL: Eck (75); KC: Lalas (86) |
| 9/24/99 | @New England | W 1-0 | 9,273 | 17-13-0 | DAL: Pareja (70) |
| 10/3/99 | Los Angeles | W 4-3 | 13,208 | 18-13-0 | DAL: Kreis (7), Kreis (64), Deering (73), Farrer (77); LA: Hermsillo (26, 44), OG (30) |
| 10/10/99 | @Tampa Bay | W 2-1 | 13,189 | 19-13-0 | DAL: Washington (16), Kreis (82); TB: Lagos (71) |

1999 MLS STANDINGS

| EASTERN | OVERALL | | | | | PTS | GF | GA | GD | HOME | | | GF | GA | AWAY | | | GF | GA |
|---------------|-----------|-----------|-----------|----------|-----------|-----------|-----------|-----------|-----------|----------|----------|-----------|-----------|----------|-----------|----------|-----------|-----------|----|
| | GP | W | L | T | W | | | | | L | T | W | | | L | T | | | |
| D.C. United | 32 | 23 | 9 | 0 | 57 | 65 | 43 | 22 | 10 | 6 | 0 | 32 | 22 | 13 | 3 | 0 | 33 | 21 | |
| Columbus | 32 | 19 | 13 | 0 | 45 | 48 | 39 | 9 | 10 | 6 | 0 | 29 | 18 | 9 | 7 | 0 | 19 | 21 | |
| Tampa Bay | 32 | 14 | 18 | 0 | 32 | 51 | 50 | 1 | 6 | 10 | 0 | 25 | 29 | 8 | 8 | 0 | 26 | 21 | |
| Miami | 32 | 13 | 19 | 0 | 29 | 42 | 59 | -17 | 10 | 6 | 0 | 26 | 22 | 3 | 13 | 0 | 16 | 37 | |
| New England | 32 | 12 | 20 | 0 | 26 | 38 | 53 | -15 | 6 | 10 | 0 | 20 | 28 | 6 | 10 | 0 | 18 | 25 | |
| New York | 32 | 7 | 25 | 0 | 15 | 32 | 64 | -32 | 3 | 13 | 0 | 17 | 30 | 4 | 12 | 0 | 15 | 34 | |
| WESTERN | OVERALL | | | | | PTS | GF | GA | GD | HOME | | | GF | GA | AWAY | | | GF | GA |
| GP | W | L | T | W | L | | | | | T | W | L | | | T | | | | |
| Los Angeles | 32 | 20 | 12 | 0 | 54 | 49 | 29 | 20 | 12 | 4 | 0 | 24 | 10 | 8 | 8 | 0 | 25 | 19 | |
| DALLAS | 32 | 19 | 13 | 0 | 51 | 54 | 35 | 19 | 13 | 3 | 0 | 35 | 14 | 6 | 10 | 0 | 19 | 21 | |
| Chicago | 32 | 18 | 14 | 0 | 48 | 51 | 36 | 15 | 10 | 6 | 0 | 26 | 13 | 8 | 8 | 0 | 25 | 23 | |
| Colorado | 32 | 20 | 12 | 0 | 48 | 38 | 39 | -1 | 11 | 5 | 0 | 19 | 15 | 9 | 7 | 0 | 19 | 24 | |
| San Jose | 32 | 19 | 13 | 0 | 37 | 48 | 49 | -1 | 13 | 3 | 0 | 28 | 22 | 6 | 10 | 0 | 20 | 27 | |
| Kansas City | 32 | 8 | 24 | 0 | 20 | 33 | 53 | -20 | 6 | 10 | 0 | 24 | 21 | 2 | 14 | 0 | 9 | 32 | |

1998

| DATE | OPPONENT | RESULT | ATT. | W-L-T | NOTES: |
|---------|--------------|-------------|--------|---------|---|
| 3/21/98 | Colorado | W 1-1 (2-1) | 11,103 | 1-0-0 | DAL: Washington (37); COL: Bravo (27) |
| 3/29/98 | Columbus | W 2-1 | 10,216 | 2-0-0 | DAL: Elliott (39), Washington (66); CLB: McBride (12) |
| 4/5/98 | @San Jose | W 2-2 (3-2) | 10,069 | 3-0-0 | DAL: Eck (5); Kreis (48); SJ: Wynalda (13), Mella (83) |
| 4/11/98 | @Tampa Bay | L 1-3 | 11,820 | 3-1-0 | DAL: Flores (57); TB: Gilmar (11), Hejduk (14, 48) |
| 4/18/98 | San Jose | L 1-2 | 12,939 | 3-2-0 | DAL: Elliott (52); SJ: Mella (71), Lozzano (76) |
| 4/25/98 | Kansas City | W 3-1 | 13,134 | 4-2-0 | DAL: Elliott (50), Damian (68), Washington (83); KC: Tinsley (30) |
| 5/6/98 | @MetroStars | W 1-0 | 10,300 | 5-2-0 | DAL: Kreis (19) |
| 5/16/98 | Colorado | W 2-1 | 15,280 | 6-2-0 | DAL: Washington (12); Kreis (62); COL: Harris (86) |
| 5/20/98 | Kansas City | L 1-1 (3-4) | 9,197 | 6-3-0 | DAL: Trotman (86); KC: Own goal (84) |
| 5/23/98 | @Los Angeles | L 1-4 | 21,173 | 6-4-0 | DAL: Haynes (63); LA: Sanchez (4), Mathis (25, 66), Welton (48) |
| 5/31/98 | Miami | W 2-0 | 10,101 | 7-4-0 | DAL: Kreis (37) Washington (82) |
| 6/4/98 | Los Angeles | L 1-8 | 10,047 | 7-5-0 | DAL: Damian (44); LA: Welton (13), Vanney (18), Mathis (45) Hendrickson (47, 81), Karapetyan (82, 85) |
| 6/7/98 | @D.C. United | W 4-4 (3-1) | 13,454 | 8-5-0 | DAL: Suarez (24), Farrer (38), Damian (56), Trotman (88); DC: Lassiter (19, 70), Etchevery (31) OG (88) |
| 6/17/98 | @Chicago | L 0-1 | 9,638 | 8-6-0 | CHI: Kubik (64) |
| 6/21/98 | Tampa Bay | L 0-1 | 10,238 | 8-7-0 | TB: Prampin (50) |
| 6/27/98 | @New England | W 3-3 (4-2) | 18,206 | 9-7-0 | DAL: Kreis (19), Damian (44), Eck (65); NE: Diaz Arce (6), OG (9), Gorter (28) |
| 7/1/98 | @Chicago | L 1-4 | 13,615 | 9-8-0 | DAL: Haynes (14); CHI: Kubik (7), Razov (16), Kozecki (20), Podbrozny (36) |
| 7/4/98 | Chicago | L 0-1 | 12,372 | 9-9-0 | CHI: Kubik (37) |
| 7/11/98 | @Kansas City | L 0-2 | 10,053 | 9-10-0 | KC: Wright (47), Johnson (90) |
| 7/18/98 | New England | L 1-3 | 10,073 | 9-11-0 | DAL: Trotman (32); NE: McKinley (49), Moore (67, 88) |
| 7/25/98 | @Columbus | W 2-1 | 15,628 | 10-11-0 | DAL: Trotman (10), Rodriguez (85); CLB: Yeagley (41) |
| 7/29/98 | Los Angeles | W 3-0 | 9,720 | 11-11-0 | DAL: Kreis (6); Trotman (52); Washington (71) |
| 8/7/98 | D.C. United | L 0-1 | 9,437 | 11-12-0 | DC: Lassiter (57) |
| 8/15/98 | @Colorado | W 1-0 | 8,321 | 12-12-0 | DAL: Deering (57) |
| 8/19/98 | @Miami | L 1-2 | 7,051 | 12-13-0 | DAL: Deering (85); MIA: Valderrama (50), Gutierrez (87) |
| 8/22/98 | @San Jose | L 1-1 (0-2) | 11,706 | 12-14-0 | DAL: Haynes (76); SJ: Cerritos (32) |
| 8/29/98 | MetroStars | W 2-0 | 11,235 | 13-14-0 | DAL: Kreis (72), Washington (87) |
| 9/2/98 | @Los Angeles | L 0-3 | 9,113 | 13-15-0 | LA: Cienfuegos (29), Hermosillo (54), Jones (70) |
| 9/10/98 | Chicago | W 3-2 | 9,745 | 14-15-0 | DAL: Kreis (7), Washington (83), Rodriguez (90); CHI: Razov (49), Wolff (60) |
| 9/13/98 | San Jose | L 1-3 | 10,325 | 14-16-0 | DAL: Deering (19); SJ: Barrett (25), Dragucevich (67, 73) |
| 9/19/98 | @Kansas City | W 1-0 | 13,146 | 15-16-0 | DAL: Kreis (25) |
| 9/26/98 | @Colorado | L 1-3 | 15,022 | 15-17-0 | DAL: Rodriguez (57); COL: Balboa (2, 16), Waldir (32) |

FINAL REGULAR SEASON STANDINGS

| EASTERN | OVERALL | | | | | PTS | GF | GA | GD | HOME | | | GF | GA | AWAY | | | GF | GA |
|-------------|---------|----|----|---|----|-----|----|-----|----|------|---|----|----|----|------|---|----|----|----|
| | GP | W | L | T | W | | | | | L | T | W | | | L | T | | | |
| D.C. United | 32 | 24 | 8 | 0 | 58 | 74 | 48 | 26 | 14 | 2 | 0 | 40 | 26 | 10 | 6 | 2 | 34 | 22 | |
| Columbus | 32 | 15 | 17 | 0 | 45 | 67 | 56 | 11 | 11 | 5 | 0 | 49 | 31 | 4 | 12 | 0 | 18 | 25 | |
| New York | 32 | 15 | 17 | 0 | 39 | 54 | 63 | -9 | 10 | 6 | 0 | 39 | 33 | 5 | 11 | 0 | 15 | 30 | |
| Miami | 32 | 15 | 17 | 0 | 35 | 46 | 68 | -22 | 11 | 5 | 0 | 31 | 30 | 4 | 12 | 0 | 15 | 38 | |
| Tampa Bay | 32 | 12 | 20 | 0 | 34 | 46 | 57 | -11 | 6 | 10 | 0 | 23 | 24 | 6 | 10 | 0 | 23 | 33 | |
| New England | 32 | 11 | 21 | 0 | 29 | 53 | 66 | -13 | 6 | 10 | 0 | 25 | 27 | 5 | 11 | 0 | 28 | 39 | |

| WESTERN | OVERALL | | | | | PTS | GF | GA | GD | HOME | | | GF | GA | AWAY | | | GF | GA |
|---------------|-----------|-----------|-----------|----------|-----------|-----------|-----------|------------|----------|----------|----------|-----------|-----------|----------|----------|----------|-----------|-----------|----|
| | GP | W | L | T | W | | | | | L | T | W | | | L | T | | | |
| Los Angeles | 32 | 24 | 8 | 0 | 68 | 85 | 44 | 41 | 11 | 5 | 0 | 41 | 21 | 13 | 3 | 0 | 44 | 23 | |
| Chicago | 32 | 20 | 12 | 0 | 56 | 62 | 45 | 17 | 13 | 3 | 0 | 40 | 17 | 7 | 9 | 0 | 22 | 28 | |
| Colorado | 32 | 16 | 16 | 0 | 44 | 62 | 69 | -7 | 11 | 5 | 0 | 31 | 24 | 5 | 11 | 0 | 31 | 45 | |
| DALLAS | 32 | 15 | 17 | 0 | 37 | 43 | 59 | -16 | 8 | 8 | 0 | 23 | 26 | 7 | 9 | 0 | 20 | 33 | |
| San Jose | 32 | 13 | 19 | 0 | 33 | 48 | 60 | -12 | 8 | 8 | 0 | 23 | 21 | 5 | 11 | 0 | 25 | 39 | |
| Kansas City | 32 | 12 | 20 | 0 | 32 | 45 | 50 | -5 | 10 | 6 | 0 | 26 | 14 | 2 | 14 | 0 | 19 | 36 | |

1997

| DATE | OPPONENT | RESULT | ATT. | W-L-T | NOTES: |
|---------|--------------|--------|--------|---------|--|
| 3/29/97 | New England | L 0-1 | 11,063 | 0-1-0 | NE: own goal (38) |
| 4/5/97 | San Jose | W 2-1 | 6,195 | 1-1-0 | DAL: Santel (37) Elliott (66); SJ: Dayak (57) |
| 4/13/97 | @Columbus | L 1-2 | 10,662 | 1-2-0 | DAL: Rodriguez (53); CLB: McBride (6,75) |
| 4/18/97 | @Kansas City | L 1-2 | 6,272 | 1-3-0 | DAL: Elliott (39); KC: Klopas (22) Chung (80) |
| 4/20/97 | Colorado | W 4-1 | 5,911 | 2-3-0 | DAL: Washington (25,77) Suarez (49) Elliott (57); COL: C. Henderson (73) |
| 4/23/97 | @Colorado | L 0-1 | 4,120 | 2-4-0 | COL: Bravo (25) |
| 4/26/97 | @Los Angeles | W 2-1 | 15,247 | 3-4-0 | DAL: Elliott (70); LA: Cienfuegos (73) |
| 5/4/97 | D.C. United | W 3-2 | 12,166 | 4-4-0 | DAL: own goal (33) Kreis (76); DC: Agoos (5) Moreno (88) |
| 5/10/97 | @D.C. United | W 3-2 | 15,493 | 5-4-0 | DAL: Washington (2) Kreis (88); DC: Diaz Arce (50) Pope (75) |
| 5/17/97 | Tampa Bay | W 2-0 | 15,238 | 6-4-0 | DAL: Washington (25) Damian (63) |
| 5/23/97 | @Tampa Bay | W 3-1 | 10,112 | 7-4-0 | DAL: Sonora (37) Sutter (52) Elliott (73); TB: Lassiter (57) |
| 6/1/97 | @New England | L 1-3 | 10,242 | 7-5-0 | DAL: Eck (41); NE: Conde (63) Baba (65,82) |
| 6/6/97 | Kansas City | L 1-2 | 9,014 | 7-6-0 | DAL: Damian (49); KC: Wright (52) |
| 6/15/97 | MetroStars | W 3-1 | 10,897 | 8-6-0 | DAL: Washington (48) Damian (62) Kreis (75); MET: Joseph (54) |
| 6/22/97 | @New England | L 2-3 | 15,819 | 8-7-0 | DAL: Damian (19) Kreis (27); NE: Farias (29) A. Lalas (65) |
| 6/28/97 | @San Jose | L 1-3 | 11,941 | 8-8-0 | DAL: Damian (18); SJ: Medved (48) Lozzano (71) Kinnear (89) |
| 7/4/97 | D.C. United | L 2-3 | 16,089 | 8-9-0 | DAL: Peinado (4) Damian (54); DC: Iroha (2) Sanneh (23) Diaz Arce (74) |
| 7/6/97 | @Kansas City | W 3-1 | 9,205 | 9-9-0 | DAL: Rodriguez (47,81) Sutter (70); KC: Tinsley (54) |
| 7/13/97 | @Columbus | W 2-1 | 12,329 | 10-9-0 | DAL: Webber (20) Flores (45); CLB: McBride (17) |
| 7/18/97 | San Jose | W 3-1 | 7,371 | 11-9-0 | DAL: Washington (42,46,68); SJ: Baicher (25) |
| 7/20/97 | @Colorado | W 4-2 | 8,125 | 12-9-0 | DAL: Damian (31,63) Peinado (46) Washington (73); COL: Paz (5,13) |
| 7/25/97 | Los Angeles | L 0-3 | 13,136 | 12-10-0 | LA: Cienfuegos (57) Hurtado (66,77) |
| 8/2/97 | Kansas City | L 1-2 | 7,910 | 12-11-0 | DAL: Elliott (75); KC: Chung (63) Preki (78) |
| 8/15/97 | @Tampa Bay | L 1-2 | 8,329 | 12-12-0 | DAL: Kreis (88); TB: George (28) Lassiter (69) |
| 8/23/97 | MetroStars | L 1-2 | 9,092 | 12-13-0 | DAL: Damian (58); MET: own goal (60) Savarese (76) |
| 8/31/97 | Colorado | W 4-1 | 4,451 | 13-13-0 | DAL: Kreis (31,76) Washington (35,67); COL: Trittschuh (71) |
| 9/6/97 | Columbus | W 3-0 | 10,383 | 14-13-0 | DAL: Rodriguez (66) Washington (74) Webber (76) |
| 9/11/97 | @San Jose | W 1-0 | 7,955 | 15-13-0 | DAL: Damian (70) |
| 9/14/97 | Los Angeles | L 1-3 | 9,032 | 15-14-0 | DAL: Santel (89); LA: Karapetyan (44) Pena (60) C. Jones (65) |
| 9/16/97 | @MetroStars | W 1-0 | 11,484 | 16-14-0 | DAL: Kreis (33) |
| 9/19/97 | @Los Angeles | L 1-2 | 19,421 | 16-15-0 | DAL: Damian (54); LA: Armas (35) Welton (83) |
| 9/25/97 | New England | L 1-2 | 6,897 | 16-16-0 | DAL: Elliott (31); NE: Moore (58) Keegan (88) |

1997 MLS STANDINGS

| EASTERN | OVERALL | | | | | PTS | GF | GA | GD | HOME | | | GF | GA | AWAY | | | GF | GA |
|-------------|---------|----|----|---|----|-----|----|-----|----|------|---|----|----|----|------|---|----|----|----|
| | GP | W | L | T | W | | | | | L | T | W | | | L | T | | | |
| D.C. United | 32 | 21 | 11 | 0 | 55 | 70 | 53 | 17 | 11 | 5 | 0 | 39 | 24 | 10 | 6 | 0 | 31 | 29 | |
| Tampa Bay | 32 | 17 | 15 | 0 | 45 | 55 | 60 | -5 | 12 | 4 | 0 | 34 | 22 | 5 | 11 | 0 | 21 | 38 | |
| Columbus | 32 | 15 | 17 | 0 | 39 | 42 | 41 | 1 | 11 | 5 | 0 | 25 | 15 | 4 | 12 | 0 | 17 | 26 | |
| New England | 32 | 15 | 17 | 0 | 37 | 40 | 53 | -13 | 11 | 5 | 0 | 25 | 20 | 4 | 12 | 0 | 15 | 33 | |
| New York | 32 | 13 | 19 | 0 | 35 | 43 | 53 | -10 | 9 | 7 | 0 | 25 | 22 | 4 | 12 | 0 | 18 | 31 | |

| WESTERN | OVERALL | | | | | PTS | GF | GA | GD | HOME | | | GF | GA | AWAY | | | GF | GA |
|-------------|---------|----|----|---|----|-----|----|----|----|------|---|----|----|----|------|---|----|----|----|
| | GP | W | L | T | W | | | | | L | T | W | | | L | T | | | |
| Kansas City | 32 | 21 | 11 | 0 | 49 | 57 | 51 | 6 | 12 | 4 | 0 | 35 | 24 | 9 | 7 | 0 | 22 | 27 | |
| Los Angeles | 32 | 16 | 16 | 0 | 44 | 55 | 44 | 11 | 10 | 6 | 0 | 31 | 18 | 6 | 10 | 0 | 24 | 26 | |
| Dallas | 32 | 16 | 16 | 0 | 42 | 55 | 49 | 6 | 8 | 8 | 0 | 31 | 18 | 8 | 8 | 0 | 25 | 25 | |
| Colorado | 32 | 14 | 18 | 0 | 38 | 50 | 59 | -9 | 9 | 7 | 0 | 29 | 23 | 5 | 11 | 0 | 21 | 36 | |
| San Jose | 32 | 12 | 20 | 0 | 30 | 55 | 59 | -4 | 6 | 10 | 0 | 29 | 28 | 6 | 10 | 0 | 26 | 31 | |

1996

| DATE | OPPONENT | RESULT | ATT. | W-L-T | NOTES: |
|---------|--------------|-------------|---------|---------|---|
| 4/14/96 | San Jose | W 0-0 (1-0) | 27,779 | 1-0-0 | -- |
| 4/18/96 | Kansas City | W 3-0 | 9,405 | 2-0-0 | DAL: Kreis (48) Rodriguez (72) Kerr (85) |
| 4/21/96 | @Colorado | L 1-3 | 21,711 | 2-1-0 | DAL: Kerr (59); COL: Balboa (48,64) Bartlett (57) |
| 4/28/96 | @Tampa Bay | W 2-1 | 14,084 | 3-1-0 | DAL: Kreis (24) Rodriguez (30); TB: Lassiter (81) |
| 5/1/96 | @D.C. United | L 1-3 | 11,253 | 3-2-0 | DAL: Rodriguez (43); DC: Diaz Arce (15) Etcheverry (53) Rammel (64) |
| 5/5/96 | Columbus | W 1-0 | 35,250 | 4-2-0 | |
| 5/11/96 | @Kansas City | W 3-2 | 17,706 | 5-2-0 | DAL: Kreis (27) Kerr (79) Rodriguez (85); KC: Preki (38,45) |
| 5/18/96 | D.C. United | W 3-2 | 123,251 | 6-2-0 | DAL: Kreis (40,82) Sanchez (88); DC: Sanneh (65) Agoos (90) |
| 5/23/96 | Tampa Bay | L 0-1 | 11,457 | 6-3-0 | TB: Lassiter (82) |
| 5/29/96 | @Colorado | L 0-2 | 10,971 | 6-4-0 | COL: C. Henderson (24) Harbor (67) |
| 6/2/96 | MetroStars | L 0-1 | 10,610 | 6-5-0 | MET: Wood (62) |
| 6/8/96 | San Jose | W 4-1 | 25,187 | 7-5-0 | DAL: Sanchez (15) Kreis (33) own goal (44) Sonora (65); SJ: E. Espinoza (12) |
| 6/15/96 | Colorado | W 2-1 | 9,704 | 8-5-0 | DAL: Sanchez (73); COL: Harbor (0) |
| 6/19/96 | @MetroStars | L 0-1 | 14,322 | 8-6-0 | -- |
| 6/23/96 | @New England | W 4-1 | 17,066 | 9-6-0 | DAL: Lozzano (36) Farrer (48) Santel (60) Haynes (89); NE: Keegan (27) |
| 6/29/96 | Kansas City | L 0-1 | 9,615 | 9-7-0 | KC: Sorber (39) |
| 7/4/96 | D.C. United | W 2-1 | 16,177 | 10-7-0 | DAL: Kreis (33); DC: Diaz Arce (61) |
| 7/7/96 | @D.C. United | L 1-6 | 11,244 | 10-8-0 | DAL: Ashton (69); DC: Diaz Arce (3,48,61,63) Rammel (18,77) |
| 7/10/96 | @MetroStars | L 2-3 | 17,416 | 10-9-0 | DAL: Alvarez (63) Sanchez (66); MET: Caricola (35) Savarese (48,77) |
| 7/17/96 | Los Angeles | W 5-2 | 17,665 | 11-9-0 | DAL: Kreis (23,47) Ibsen (28) Haynes (69) Elliott (83); LA: Hurtado (66) Jones (70) |
| 7/20/96 | @Kansas City | W 2-1 | 11,592 | 12-9-0 | DAL: Kreis (13) Elliott (75); KC: Preki (22) |
| 7/27/96 | Colorado | W 3-0 | 9,081 | 13-9-0 | DAL: Alvarez (53) Sanchez (64) Elliott (78) |
| 7/31/96 | @Columbus | W 2-1 | 13,190 | 14-9-0 | DAL: Kreis (27) Lozzano (47); CLB: McBride (83) |
| 8/10/96 | Tampa Bay | W 2-1 | 12,503 | 15-9-0 | DAL: Alvarez (16) Haynes (32); TB: Lassiter (35) |
| 8/14/96 | Columbus | L 2-3 | 7,338 | 15-10-0 | DAL: Elliott (73,76); CLB: Carrera (62) McBride (83) |
| 8/22/96 | @San Jose | L 0-1 | 13,359 | 15-11-0 | SJ: |
| 8/25/96 | @Los Angeles | W 3-2 | 19,279 | 16-11-0 | DAL: Sonora (23) Kreis (32) Washington (76); LA: Hurtado (53,80) |
| 9/4/96 | @New England | L 1-2 | 12,933 | 16-12-0 | DAL: Eck (74); NE: Watson (35) Moore (78) |
| 9/7/96 | New England | L 0-2 | 18,582 | 16-13-0 | NE: Sawatzky (19) Baba (43) |
| 9/11/96 | @San Jose | W 3-2 | 10,894 | 17-13-0 | DAL: Haynes (79) Kreis (87); SJ: E. Espinoza (49) Iroha (74) |
| 9/19/96 | Los Angeles | L 1-2 | 12,569 | 17-14-0 | DAL: Sanchez (23); LA: Hurtado (11) Vanney (48) |
| 9/22/96 | @Los Angeles | L 1-2 | 18,347 | 17-15-0 | DAL: Eck (89); LA: Noamouz (76) Garvey (82) |

1996 MLS STANDINGS

| EASTERN | OVERALL | | | | | PTS | GF | GA | GD | HOME | | | GF | GA | AWAY | | | GF | GA |
|-------------|---------|----|----|---|----|-----|----|-----|----|------|---|----|----|----|------|---|----|----|----|
| | GP | W | L | T | W | | | | | L | T | W | | | L | T | | | |
| Tampa Bay | 32 | 20 | 12 | 0 | 58 | 66 | 51 | 15 | 12 | 4 | 0 | 42 | 25 | 8 | 8 | 0 | 24 | 26 | |
| D.C. United | 32 | 16 | 16 | 0 | 46 | 62 | 56 | 6 | 11 | 5 | 0 | 41 | 22 | 5 | 11 | 0 | 21 | 34 | |
| New York | 32 | 15 | 17 | 0 | 39 | 45 | 47 | -2 | 9 | 7 | 0 | 26 | 22 | 6 | 10 | 0 | 19 | 25 | |
| Columbus | 32 | 15 | 17 | 0 | 37 | 59 | 60 | -1 | 8 | 8 | 0 | 32 | 27 | 7 | 9 | 0 | 27 | 33 | |
| New England | 32 | 15 | 17 | 0 | 33 | 43 | 56 | -13 | 10 | 6 | 0 | 25 | 20 | 5 | 11 | 0 | 18 | 36 | |

| WESTERN | OVERALL | | | | | PTS | GF | GA | GD | HOME | | | GF | GA | AWAY | | | GF | GA |
|-------------|---------|----|----|---|----|-----|----|-----|----|------|---|----|----|----|------|---|----|----|----|
| | GP | W | L | T | W | | | | | L | T | W | | | L | T | | | |
| Los Angeles | 32 | 19 | 13 | 0 | 49 | 59 | 49 | 10 | 11 | 5 | 0 | 31 | 17 | 8 | 8 | 0 | 28 | 32 | |
| Dallas | 32 | 17 | 15 | 0 | 41 | 50 | 48 | 2 | 10 | 6 | 0 | 25 | 17 | 7 | 9 | 0 | 25 | 31 | |
| Kanas City | 32 | 17 | 15 | 0 | 41 | 61 | 63 | -2 | 11 | 5 | 0 | 40 | 28 | 6 | 10 | 0 | 21 | 35 | |
| San Jose | 32 | 15 | 17 | 0 | 39 | 50 | 50 | 0 | 9 | 7 | 0 | 29 | 16 | 6 | 10 | 0 | 21 | 34 | |
| Colorado | 32 | 11 | 21 | 0 | 29 | 44 | 59 | -15 | 8 | 8 | 0 | 30 | 24 | 3 | 13 | 0 | 14 | 35 | |

OPEN CUP RESULTS

| DATE | OPPONENT | RESULT | ROUND | DATE | OPPONENT | RESULT | ROUND |
|----------|-----------------------------------|---------------|--------------------|---------|-------------------------|--------|-------------|
| 9/16/96 | vs. Seattle Sounders | W, 3-2 | Quarter-Finals | 6/19/19 | vs. New Mexico United | L, 1-2 | Round of 16 |
| 10/27/96 | vs. D.C. United | L, 0-2 | Semi-Finals | 4/19/22 | vs. FC Tulsa | W, 2-1 | 3rd Round |
| 7/29/97 | at New Orleans Riverboat Gamblers | W, 3-0 | Third Round | 5/10/22 | at Sporting Kansas City | L, 2-4 | 4th Round |
| 8/10/97 | at Chicago Sting / Sockers? | W, 4-1 | Quarter-Finals | 5/10/23 | at Nashville SC | L, 0-2 | 3rd Round |
| 9/2/97 | at NY/NJ MetroStars | W, 2-1 | Semi-Finals | | | | |
| 10/29/97 | at D.C. United | W, 0-0 (5-3) | Final | | | | |
| 7/8/98 | vs. Orange County Zodiac | W, 4-0 | Third Round | | | | |
| 7/22/98 | vs. Nashville Metros | W, 5-1 | Quarter-Finals | | | | |
| 8/4/98 | at Chicago Fire | L, 2-3 | Semi-Finals | | | | |
| 7/13/99 | vs. Jacksonville Cyclones | W, 3-0 | Third Round | | | | |
| 8/11/99 | at Rochester Raging Rhinos | L, 1-2 | Quarter-Finals | | | | |
| 6/14/00 | vs. Tennessee Rhythm | W, 3-0 | Second Round | | | | |
| 7/25/00 | at Minnesota Thunder | W, 2-0 | Third Round | | | | |
| 8/9/00 | at Chicago Fire | L, 1-5 | Quarter-Finals | | | | |
| 6/27/01 | vs. Seattle Sounders Select | L, 2-3 | Second Round | | | | |
| 7/17/02 | at Atlanta Silverbacks | W, 2-1 | Third Round | | | | |
| 8/7/02 | vs. Colorado Rapids | W, 1-0 | Quarterfinals | | | | |
| 9/3/02 | at LA Galaxy | L, 1-4 | Semifinals | | | | |
| 8/6/03 | at Wilmington Hammerheads | L, 1-4 | Fourth Round | | | | |
| 6/30/04 | vs. Virginia Beach Mariners | W, 2-0 | Third Round | | | | |
| 7/20/04 | vs. Colorado Rapids | W, 3-0 | Fourth Round | | | | |
| 8/4/04 | at Kansas City Wizards | L, 0-4 | Quarterfinals | | | | |
| 7/13/05 | vs. Wilmington Hammerheads | W, 3-1 | Third Round | | | | |
| 8/3/05 | at Columbus Crew | W, 3-1 | Fourth Round | | | | |
| 8/24/05 | at D.C. United | T, 1-1 (4-1) | Quarterfinals | | | | |
| 9/14/05 | vs. Chicago Fire | W, 1-0 | Semifinals | | | | |
| 9/28/05 | at LA Galaxy | L, 0-1 | Final | | | | |
| 8/2/06 | at Charleston Battery | T, 3-3 (5-3) | Fourth Round | | | | |
| 8/23/06 | at Houston Dynamo | L, 0-3 | Quarterfinals | | | | |
| 7/9/07 | vs. Atlanta Silverbacks | T, 1- (4-3) | Third Round | | | | |
| 8/7/07 | at Charleston Battery | W, 2-1 | Quarterfinals | | | | |
| 9/4/07 | at Seattle Sounders | W, 2-1 | Semifinals | | | | |
| 10/3/07 | vs. New England Revolution | L, 2-3 | Final | | | | |
| 7/1/08 | vs. Miami FC | W, 2-1 | Third Round | | | | |
| 7/8/08 | vs. Charleston Battery | L, 1-3 | Quarterfinals | | | | |
| 3/28/09 | at D.C. United | L, 0-2 | Open Cup Qualifier | | | | |
| 4/28/10 | at D.C. United | L, 2-4 | Open Cup Qualifier | | | | |
| 6/28/11 | vs. Orlando City | W, 3-2 | Third Round | | | | |
| 7/12/11 | vs. Real Salt Lake | W, 2-0 | Quarterfinals | | | | |
| 8/30/11 | at Seattle Sounders | L, 0-1 | Semifinals | | | | |
| 5/29/12 | vs. Charlotte Eagles | L, 0-2 | Third Round | | | | |
| 5/28/13 | at Fort Lauderdale Strikers | W, 2-0 | Third Round | | | | |
| 6/12/13 | vs. Houston Dynamo | W, 3-0 | Fourth Round | | | | |
| 6/26/13 | vs. Portland Timbers | L, 2-3 | Quarterfinals | | | | |
| 6/17/14 | vs. San Antonio Scorpions | W, 2-0 | Fourth Round | | | | |
| 6/24/14 | at Houston Dynamo | W, 3-2 | Fifth Round | | | | |
| 7/9/14 | at Carolina RailHawks | W, 5-2 | Quarterfinals | | | | |
| 8/12/14 | vs. Philadelphia Union | T, 1-1 (3-4) | Semifinals | | | | |
| 6/16/15 | vs. Oklahoma City Energy | W, 4-1 | Fourth Round | | | | |
| 7/1/15 | at Sporting Kansas City | L, 2-6 | Fifth Round | | | | |
| 6/15/16 | vs. Oklahoma City Energy | T,2-2(6-5) | Fourth Round | | | | |
| 6/29/16 | vs. Colorado Rapids | W, 2-1 | Round of 16 | | | | |
| 7/20/16 | at Houston Dynamo | W, 1-0 | Quarterfinals | | | | |
| 8/10/16 | at LA Galaxy | W, 2-1 | Semifinals | | | | |
| 9/13/16 | vs. New England Revolution | W, 4-2 | Final | | | | |
| 6/14/17 | vs. Tulsa Roughnecks | W, 2-1 | Fourth Round | | | | |
| 6/27/17 | vs. Colorado Rapids | W, 3-1 | Round of 16 | | | | |
| 7/11/17 | at Sporting Kansas City | L, 0-3 | Quarterfinals | | | | |
| 6/6/18 | at San Antonio FC | W, 1-0 | Fourth Round | | | | |
| 6/16/18 | at Sporting Kansas City | L, 2-3 | Round of 16 | | | | |
| 6/12/19 | vs. OKC Energy FC | W, 4-0 | Fourth Round | | | | |

LEAGUES CUP RESULTS

| DATE | OPPONENT | RESULT | ATT. | W-L-T | STAGE | NOTES: |
|---------|----------------|--------------|--------|-------|-------|--|
| 7/21/23 | Charlotte FC | L, 2-2 (4-1) | 10,425 | 0-1-0 | Group | DAL: B. Kamungo (45), Letget (75); CHA: Swiderski (61 PK), Bender (90+7) |
| 7/25/23 | Necaxa | W, 3-0 | 6,149 | 1-1-0 | Group | DAL: Lletget (24) , Ansah (62), Ferreira (73) |
| 8/2/23 | Mazatlán | W, 2-1 | 6,844 | 2-1-0 | Group | DAL: A. Velasco (48 PK), Ansah (75); MAZ: A. Montaña (57) |
| 8/6/23 | Inter Miami CF | L, 4-4 (5-3) | 19,096 | 2-2-0 | R16 | DAL: F. Quignon (37), Kamungo (45), Velasco (63), Taylor (68' OG) MIA: Messi (6, 85) Cremaschi (65) Farfan (80) |

FC DALLAS POSTSEASON HISTORY

| DATE | OPP. | RES. | ATT. | W-L-T | RD | NOTES: |
|----------|--------------|--------|--------|-------|-----|--|
| 9/26/96 | @Kansas City | L 2-3 | 4,466 | 0-1-0 | Q | DAL: Elliott (21), Ashton (25); KC: Johnston (16), McKeon(79) Preki (89) |
| 9/29/96 | Kansas City | W 2-1 | 10,125 | 1-1-0 | Q | DAL: Kreis (5) Washington (32); KC: Preki (30) |
| 10/2/96 | Kansas City | L 2-3 | 9,802 | 1-2-0 | Q | DAL: Sanchez (27) Elliott (66); KC: Chung (41) Takawira (62) |
| 10/5/97 | @LA Galaxy | W 1-0 | 18,921 | 1-0-0 | Q | Win in MLS Shootout: Sutter, Damian (2-0). |
| 10/8/97 | LA Galaxy | W 3-0 | 11,248 | 2-0-0 | Q | DAL: Washington (29,69) Peinado (86) |
| 10/12/97 | Colorado | L 0-1 | 7,376 | 2-1-0 | Q | COL: S. Henderson (42) |
| 10/15/97 | @Colorado | L 1-2 | 18,452 | 2-2-0 | S | DAL: Damian (5); COL: Patino (22) C. Henderson (87) |
| 10/1/98 | @LA Galaxy | L 1-6 | 10,047 | 0-1-0 | S | DAL: Washington (47). LA: Pena (10,69) Herмосillo (16,32) Cienfuegos (20) Welton (41) |
| 10/4/98 | LA Galaxy | L 2-3 | 8,130 | 0-2-0 | Q | DAL: Haynes (44) Kreis (48) LA: Hendrickson (80) Caligiuri (85) Mathis (88) |
| 10/16/99 | Chicago | W 2-1 | 10,980 | 1-0-0 | Q | DAL: Graziani (52) Santel (75); CHI: Ball (79) |
| 10/23/99 | @Chicago | L 0-4 | 13,197 | 1-1-0 | Q | CHI: Nowak (18) Kosecki (36) Razov (43) Kovalenko (46) |
| 10/27/99 | Chicago | W 3-2 | 9,795 | 2-1-0 | Q | DAL: Deering (55) Rodriguez (84) Graziani (86); CHI: Razov (3) Marsch (5) |
| 10/31/99 | @LA Galaxy | L 1-2 | 17,372 | 2-2-0 | Q | DAL: Graziani (75); LA: Cienfuegos (39) Hendrickson (90) |
| 11/7/99 | LA Galaxy | W 3-2 | 13,816 | 3-2-0 | S | DAL: Graziani (33,73); LA: Herмосillo (13,54) |
| 11/11/99 | @LA Galaxy | L 1-3 | 25,703 | 3-3-0 | S | DAL: Kreis (89); LA: Vanney (3) Herмосillo (20) Cienfuegos (68) |
| 9/15/00 | @MetroStars | L 1-2* | 14,868 | 0-1-0 | S | DAL: Rhine (67); MET: Mathis (34) Valencia (100) |
| 9/20/00 | MetroStars | L 1-2 | 7,555 | 0-2-0 | Q | DAL: J. Rodriguez (82); MET: Mathis (53,81) |
| 9/20/01 | @Chicago | L 0-2 | 8,314 | 0-1-0 | Q | CHI: Bocanegra (40) Whitfield (90) |
| 9/23/01 | Chicago | T 1-1* | 17,149 | 0-1-1 | Q | DAL: Deering (27); CHI: J. Beasley (84) |
| 9/29/01 | @Chicago | L 0-2 | 12,811 | 0-2-1 | Q | CHI: Kovalenko (17) Armas (55) |
| 9/25/02 | Colorado | W 4-2 | 6,360 | 1-0-0 | Q | DAL: Morrow (26), Kreis (49), Deering (68), Martinez (70). COL: Valderrama (1), Spencer (75) |
| 9/28/02 | @Colorado | L 0-1 | 9,637 | 1-1-0 | Q | COL: Carrieri (78) |
| 10/2/02 | Colorado | T 1-2^ | 8,008 | 1-1-1 | Q | DAL: Rhine (6); COL: Spencer (22), Chung (101) |
| 10/22/05 | @Colorado | T 0-0 | 9,625 | 0-0-1 | Q | - |
| 10/29/05 | Colorado | T 2-2* | 10,104 | 0-0-2 | Q | DAL: Ruiz (67,105); COL: Cunningham (19) Kotschau (105) |
| 10/21/06 | @Colorado | W 2-1 | 4,176 | 1-0-0 | Q | DAL: Ruiz (15) Thompson (55); COL: Cooke (23) |
| 10/28/06 | Colorado | L 2-3* | 15,486 | 1-1-0 | Q | DAL: Ruiz (48) Goodson (92); COL: Hernandez (57,83) Mathis (114) |
| 10/27/07 | Houston | W 1-0 | 12,537 | 1-0-0 | Q | DAL: Goodson (23) |
| 11/2/07 | @Houston | L 1-4* | 30,088 | 1-1-0 | Q | DAL: Ruiz (14); HOU: Holden (66) Ching (72,97) Davis (100) |
| 10/30/10 | Salt Lake | W 2-1 | 11,003 | 1-0-0 | Q | DAL: Cunningham (44) Avila (88); RSL: Espindola (5) |
| 11/6/10 | @ Salt Lake | T 1-1 | 19,324 | 1-0-1 | Q | DAL: McCarty (17); RSL: Findley (80) |
| 11/14/10 | @LA Galaxy | W 3-0 | 27,000 | 2-0-1 | S | DAL: Ferreira (26) John (54) Chavez (73) |
| 11/21/10 | Colorado | L 1-2* | 21,700 | 2-1-1 | F | DAL: Ferreira (35); COL: Casey (57) own goal (107) |
| 10/26/11 | New York | L 0-2 | 10,017 | 0-1-0 | WC | NY: Lindpere (61) Henry (90) |
| 10/29/14 | Vancouver | W 2-1 | 10,279 | 1-0-0 | WC | DAL: Akindele (40), Michel (84). VAN: Hurtado (64) |
| 11/2/14 | Seattle | D 1-1 | 16,112 | 1-0-1 | Q | DAL: Michel (34). SEA: Alonso (54) |
| 11/10/14 | @Seattle | D 0-0 | 38,912 | 1-0-2 | Q | - |
| 11/1/15 | @Seattle | L 1-2 | 39,599 | 0-1-0 | Q | DAL: Castillo (18); SEA: Ivanschitz (67) Dempsey (86) |
| 11/8/15 | Seattle | W 2-1* | 17,287 | 0-1-1 | Q | DAL: Akindele (84) Zimmerman (91+); SEA: Marshall (90) |
| 11/22/15 | @Portland | L 1-3 | 21,144 | 0-2-1 | S | DAL: Texeira (62); POR: Ridgewell (23) Asprilla (53) Borchers (91+) |
| 11/29/15 | Portland | T 2-2 | 21,144 | 0-2-2 | S | DAL: Hollingshead (68) Blas Perez (73); POR: Adi (54) Melano (95+) |
| 10/30/16 | @Seattle | L 3-0 | 37,073 | 0-1-0 | Q | SEA: Valdez (50), Lodeiro (55), Lodeiro (58) |
| 11/6/16 | Seattle | W 2-1 | 14,878 | 1-1-0 | Q | DAL: Akindele (25), Urruti (56). SEA: Lodeiro (54) |
| 10/31/18 | Portland | L 2-1 | 10,297 | 0-1-0 | WC | POR: Valeri (23,71). DAL: Hedges (90+4) |
| 10/19/19 | @Seattle | L 4-3* | 37,722 | 0-1-0 | WC | DAL: Cannon (39), Hedges (63) Acosta (82). SEA: Ruidiaz (18), Morris (22, 74, 113) |
| 11/22/20 | @Portland | T 1-1* | 0 | 0-0-1 | WC | DAL: Pepi (93+); POR: Villafana (82) |
| 12/01/20 | @Seattle | L 1-0 | 0 | 0-1-1 | Q | SEA: O'Neill (49) |
| 10/17/22 | Minnesota | T 1-1* | 19,096 | 0-0-1 | WC | DAL: Quignon (64); MIN: Reynoso (53) |
| 10/23/22 | @Austin | L 1-2 | 20,738 | 0-1-1 | QTR | DAL: Velasco (65); ATX: Djitte (26) Driussi (29) |
| 10/30/23 | @Seattle | L 2-0 | 30,741 | 0-1-0 | QTR | SEA: Rusnak (42) Morris (73) |
| 11/04/23 | Seattle | W 3-1 | 30,741 | 1-1-0 | QTR | DAL: Arriola (5) Ferreira (17) Obrian (88); SEA: Morris (47) |
| 11/10/23 | @Seattle | L 1-0 | 33,048 | 1-2-0 | QTR | SEA: Rusnak (35) |

INTERNATIONAL RESULTS

| YEAR | DATE | OPPONENT | COUNTRY | H/A | RESULT | COMPETITION |
|------|----------|--------------------------------|---------------------|-----|-------------------|-------------------|
| 1996 | Nov. 16 | El Salvador Selection | El Salvador | H | W, 3-2 | Friendly |
| 1997 | July 11 | CD Guadalajara | Mexico | H | L, 5-0 | Friendly |
| | Dec. 10 | Guatemala Selection | Guatemala | A | L, 5-1 | Friendly |
| | Dec. 12 | CSD Comunicaciones | Guatemala | A | L, 1-0 | Friendly |
| | March 4 | CD Necaxa | Mexico | H | L, 4-1 | CONCACAF Winners |
| 1998 | March 8 | CDSC Cruz Azul | Mexico | H | L, 2-1 | CONCACAF Winners |
| | Nov. 11 | Tecos UAG | Mexico | A | L, 4-1 | Friendly |
| | Nov. 3 | Atlas CF | Mexico | H | W, 2-0 | Friendly |
| 2000 | Nov. 6 | Bachilleres | Mexico | H | T, 1-1 | Friendly |
| | Nov. 8 | CD Guadalajara | Mexico | A | L, 1-0 | Friendly |
| | March 24 | CD Guadalajara | Mexico | H | T, 2-2 | Friendly |
| 2001 | Nov. 5 | CD Platense | Honduras | H | T, 0-0 | Friendly |
| | March 13 | W Connection | Trinidad and Tobago | H | W, 3-0 | Friendly |
| 2002 | Oct. 26 | CD Olimpia | Honduras | N | T, 0-0 6-5 DAL pk | Friendly |
| | July 9 | CD Aguila | El Salvador | H | T, 3-3 3-1 DAL pk | Friendly |
| 2003 | March 22 | Atlas CF | Mexico | H | W, 4-1 | Friendly |
| | July 19 | Tigres UANL | Mexico | H | W, 2-0 | Rio Grande Plate |
| | July 26 | Tigres UANL | Mexico | A | L, 0-2 5-4 DAL pk | Rio Grande Plate |
| 2007 | March 7 | CA Paranaense | Brazil | A | L, 3-1 | Friendly |
| | March 31 | CA Paranaense | Brazil | H | L, 1-0 | Friendly |
| | July 7 | Tigres UANL | Mexico | A | L, 2-0 | Rio Grande Plate |
| | July 11 | Tigres UANL | Mexico | H | L, 2-0 | Rio Grande Plate |
| | July 24 | CD Guadalajara | Mexico | H | T, 1-1 | SuperLiga |
| | July 28 | CF Pachuca | Mexico | H | T, 2-2 | SuperLiga |
| | Dec. 1 | TT Pro League Forein All-Stars | TRI | A | T, 2-2 7-6 DAL pk | Friendly |
| | Dec. 3 | TT Pro League Local All-Stars | TRI | A | L, 1-0 | Friendly |
| 2008 | Feb. 20 | Tigres UANL | Mexico | A | L, 2-1 | Rio Grande Plate |
| | March 6 | CA Paranaense | Brazil | A | W, 2-0 | Friendly |
| | March 22 | CA Paranaense | Brazil | H | W, 2-1 | Friendly |
| | June 29 | CD Guadalajara | Mexico | H | L, 2-1 | Friendly |
| | Sept. 7 | Club America | Mexico | H | W, 2-1 | Friendly |
| | Oct. 14 | Tigres UANL | Mexico | H | W, 3-2 3-1 L pk | Rio Grande Plate |
| 2009 | March 4 | CA Paranaense | Brazil | A | L, 4-2 | USA-BRA Challenge |
| | March 14 | CA Paranaense | Brazil | H | W, 1-0 5-4 L pk | USA-BRA Challenge |
| | June 10 | CS Herediano | Costa Rica | H | W, 2-0 | Friendly |
| | July 15 | CSD Comunicaciones | Guatemala | H | W, 2-0 | Friendly |
| 2010 | Aug. 5 | Inter Milan | Italy | H | T, 2-2 | Friendly |
| 2011 | March 23 | Tigres UANL | Mexico | A | L, 2-1 | Rio Grande Plate |
| | July 28 | Alianza FC | El Salvador | A | W, 1-0 | CCL |
| | Aug. 3 | Alianza FC | El Salvador | H | W, 1-1 | CCL |
| | Aug. 17 | Pumas UNAM | Mexico | A | W, 1-2 | CCL |
| | Aug. 24 | Toronto FC | Canada | A | W, 1-3 | CCL |
| | Sept. 3 | Tigres UANL | Mexico | H | T, 2-1 6-5 DAL pk | Rio Grande Plate |
| | Sept. 14 | Tauro FC | Panama | H | T, 1-1 | CCL |
| | Sept. 21 | Pumas UNAM | Mexico | H | L, 2-0 | CCL |
| | Sept. 28 | Tauro FC | Panama | A | L, 5-3 | CCL |
| | Oct. 18 | Toronto FC | Canana | H | L, 3-0 | CCL |
| 2012 | Sept. 9 | Leon | Mexico | H | T, 3-3 4-3 L pk | Friendly |
| 2013 | July 27 | Stoke City FC | England | H | L, 1-0 | Friendly |
| 2014 | July 23 | Aston Villa | England | H | L, 2-0 | Friendly |

INTERNATIONAL RESULTS

| YEAR | DATE | OPPONENT | COUNTRY | H/A | RESULT | COMPETITION |
|------|----------|-------------------------|-------------|-----|--------|--------------|
| 2016 | Feb. 20 | Alianza FC | El Salvador | H | W, 4-0 | Friendly |
| | Aug. 4 | Real Esteli | Nicaragua | H | W, 2-1 | CCL |
| | Aug. 24 | Real Esteli | Nicaragua | A | T, 1-1 | CCL |
| | Sept. 28 | Suchitepéquez | Guatemala | H | T, 0-0 | CCL |
| | Oct. 20 | Suchitepéquez | Guatemala | A | W, 5-2 | CCL |
| 2017 | Feb. 8 | Lanús Reserves | Argentina | A | L, 1-0 | Friendly |
| | Feb. 9 | River Plate | Argentina | A | D, 1-1 | Friendly |
| | Feb. 10 | San Lorenzo | Argentina | A | D, 3-3 | Friendly |
| | Feb. 11 | Racing | Argentina | A | D, 2-2 | Friendly |
| | Feb. 12 | River Plate Reserves | Argentina | A | W, 2-1 | Friendly |
| | Feb. 14 | Lanús | Argentina | A | D, 1-1 | Friendly |
| | Feb. 15 | Estudiantes de La Plata | Argentina | A | D, 1-1 | Friendly |
| | Feb. 23 | Arabe Unido | Panama | H | W, 4-0 | CCL QTR |
| | March 1 | Arabe Unido | Panama | A | L, 2-1 | CCL QTR |
| | March 15 | Pachuca | Mexico | H | W, 2-1 | CCL SEM |
| | April 4 | Pachuca | Mexico | A | L, 3-1 | CCL SEM |
| 2018 | Feb. 7 | Santa Tecla FC | El Salvador | H | D, 1-1 | Friendly |
| | Feb. 10 | Cartagines | Costa Rica | H | W, 3-1 | Friendly |
| | Feb. 21 | Tauro FC | Panama | A | L, 1-0 | CCL R. of 16 |
| | Feb. 28 | Tauro FC | Panama | H | W, 3-2 | CCL R. of 16 |
| 2019 | Feb. 2 | FC Bayern Munich II | Germany | H | W, 4-0 | Friendly |
| | July 7 | Club Tijuana | Mexico | H | D, 0-0 | Friendly |
| | July 17 | Sevilla FC | Spain | H | L, 3-1 | Friendly |
| 2022 | Sept. 24 | Tigres UANL | Mexico | H | L, 3-0 | Friendly |
| 2023 | Feb. 3 | Malmö FF | Neutral | N | D, 0-0 | Preseason |
| | Feb. 6 | Jeonbuk Hyundai Motors | Neutral | N | D, 1-1 | Preseason |
| | Feb. 9 | Hammarby IF | Neutral | N | W, 1-0 | Preseason |
| | July 25 | Necaxa | Mexico | H | W, 3-0 | Leagues Cup |
| | Aug. 2 | Mazatlán | Mexico | H | W, 2-1 | Leagues Cup |

TRANSACTIONS

2023 SEASON

| DATE | TRANSACTION |
|------------|---|
| Dec. 19 | Trade 15th overall pick and \$300,000 in General Allocation Money with Inter Miami CF to secure No. 3 pick, select Logan Farrington in MLS SuperDraft |
| Dec. 19 | Sign No. 44 pick Turner Humphrey in MLS SuperDraft |
| Dec. 19 | Sign No. 73 pick Mads Westergren in MLS SuperDraft |
| Dec. 18 | Sign Malik Henry-Scott for 2024 season with options for 2025, 2026, and 2027 seasons |
| Dec. 15 | Sign Tomas Pondevca to two-year contract with options for 2026 and 2027 seasons |
| Dec. 14 | Alejandro Urzua signed to homegrown deal for a two-year contract with options for 2026, 2027, and 2028 seasons |
| December 4 | Sign Enes Sali from FCV Farul Constanta on a four-year contract with one-year club option |
| Aug. 3 | FC Dallas Trades Midfielder Edwin Cerrillo to LA Galaxy for up to \$600,000 in General Allocation Money |
| Aug. 3 | Asier Illarramendi signs as free agent |
| June 21 | Collin Smith recalled from loan with Birmingham Legion FC |
| June 19 | Eugene Ansa signed from Hapoel Be'er Sheva |
| May 31 | Collin Smith recalled from loan with Birmingham Legion FC |
| May 20 | Michael Webber signed Short-Term Loan Agreement from North Texas SC |
| April 13 | Isaiah Parker Loaned to San Antonio FC |
| March 13 | Collin Smith Loaned to Birmingham Legion FC |
| Feb. 23 | Signs Defender Sam Junqua |
| Feb. 20 | Acquires Jesús Jiménez from Toronto FC in Exchange for Brandon Servania |
| Feb. 15 | Signs 2023 MLS SuperDraft Pick Herbert Endeley |
| Jan. 18 | Signs Paxton Pomykal to New Contract |
| Jan. 10 | FC Dallas and Franco Jara Mutually Agree to Terminate Contract |
| Jan. 10 | Signs Defender Amet Korça from HNK Gorica |

2022 SEASON

| DATE | TRANSACTION |
|----------|--|
| June 28 | FC Dallas exercise permanent transfer on goalkeeper Maarten Paes |
| May 4 | FC Dallas and SK Austria Klagenfurt mutually agree to terminate loan for Homegrown Thomas Roberts |
| April 13 | Nicky Hernandez loaned to San Antonio FC for the remainder of 2022 |
| March 15 | Brandon Servania signs new three-year contract with club option for 2025 |
| March 3 | Acquires center back Joshué Quiñónez on loan from Barcelona SC |
| Feb. 21 | Signs 33rd Homegrown Player Antonio Carrera |
| Feb. 11 | Signs 2022 MLS SuperDraft No. 28 Pick Tsiki Ntsabeleng |
| Feb. 10 | FC Dallas acquires defender Marco Farfan in exchange for defender Ryan Hollingshead |
| Feb. 1 | Acquires winger Alan Velasco from Independiente as a Young Designated Player |
| Jan. 28 | Acquires International Roster Spot from Seattle Sounders FC including signing 2022 MLS SuperDraft No. 6 Pick Lucas Bartlett |
| Jan. 26 | Acquires winger Paul Arriola from D.C. United in exchange for \$1.5 million in GAM in 2022 and \$500,000 in GAM in 2023 |
| Jan. 20 | Acquires goalkeeper Maarten Paes on loan from FC Utrecht |
| Jan. 18 | Re-Signs Homegrown Jesús Ferreira as a Young Designated Player through 2026 |
| Jan. 11 | Selects six players in 2022 MLS SuperDraft. Isaiah Parker (3rd overall), Lucas Bartlett (6th overall), Katlego "Tsiki" Ntsabeleng (28th overall), Alec Smir (62nd overall), Chase Niece (66th overall) and Holland Rula (87th overall) including acquiring NYCFC's natural first-round pick for \$50,000 in GAM and FC Dallas' natural second-round pick |
| Jan. 10 | FC Dallas waives and exercises offseason Buyout of a Guaranteed Contract on Dom Dwyer including acquiring third overall pick in 2022 MLS SuperDraft from Toronto FC and rights to player Dom Dwyer in exchange for \$50,000 GAM and acquiring defender Nanu on a one-year loan from FC Porto |
| Jan. 4 | Defender Ema Twumasi Signs New Deal |
| Jan. 3 | Transfers Homegrown Ricardo Pepi to FC Augsburg |

TRANSACTIONS

2021 SEASON

| DATE | TRANSACTION |
|----------|--|
| Dec. 22 | Nico Estévez announces coaching staff |
| Dec. 17 | Re-Signs defender Nkosi Tafari |
| Dec. 12 | Acquires International Roster Spot from Nashville SC |
| Dec. 2 | Nico Estévez announced as the eighth full time head coach |
| Nov. 30 | FC Dallas declined contract options for goalkeeper Phelipe Megiolaro, defenders Bressan, Caizer Gomes and Johnny Nelson, and midfielders Bryan Acosta, Andrés Ricaurte and Freddy Vargas. Goalkeeper Kyle Zobeck is out of contract. |
| Sept. 19 | Luchi Gonzalez departs as head coach of FC Dallas and Director of Soccer Operations Marco Ferruzzi is announced as interim coach |
| July 28 | Homegrown Ricardo Pepi signs a new deal |
| July 21 | Acquires Caizer Gomes on loan from North Texas SC through the end of the 2021 season |
| July 15 | FC Dallas transfers midfielder Tanner Tessmann to Venezia FC |
| June 17 | Goalkeeper Jimmy Maurer signs a new deal |
| June 14 | Acquires midfielder Facundo Quignon from Lanús |
| April 28 | Signs 32nd Homegrown Player Collin Smith |
| April 9 | Signs 31st Homegrown Player Beni Redzic |
| April 7 | Acquires Szabolcs Schön from MTK Budapest |
| April 1 | FC Dallas transfers Thiago Santos to Grêmio |
| March 3 | Signs 2021 MLS SuperDraft No. 15 Pick Nicky Hernandez |
| March 9 | Forward Cal Jennings is traded to Los Angeles Football Club in exchange for 2022 Third Round Pick |
| Feb. 1 | FC Dallas loans Bryan Reynolds to A.S. Roma for a six-month loan before completing a permanent transfer |
| Jan. 21 | Selects five players in 2021 MLS SuperDraft: Nicky Hernandez (15th overall), Colin Shutler (48th overall), Thibaut Jacquiel (75th overall), Mark Salas (76th overall) and Giovanni Montesdeoca (79th overall) |
| Jan. 15 | Acquires Freddy Vargas from Deportivo Lara on a one-year loan |
| Jan. 13 | Signs winger Kalil ElMedkhar from Philadelphia Union including FC Dallas Trades Michael Barrios and 2021 First Round Pick (21st overall) for International Spot and 2021 First Round Pick (15th overall) |

2020 SEASON

| DATE | TRANSACTION |
|----------|---|
| Dec. 22 | Acquires Jader Obrian from Águilas Doradas on a permanent transfer and signed the player using TAM |
| Dec. 21 | Acquires José Antonio Martínez from SD Eibar including extending Phelipe Megiolaro loan from Gremio through 2021 season and re-signing Bressan to a one-year deal |
| Dec. 17 | Fafà Picault traded to Houston for \$275,000 GAM |
| Dec. 13 | Callum Montgomery traded to Minnesota United FC for 2022 fourth round pick and \$50,000 GAM |
| Dec. 7 | FC Dallas declines contract options for defender Callum Montgomery and midfielders Francis Atuahene and Santiago Mosquera. Defender Reto Ziegler is out of contract and will be available through the Re-Entry draft. |
| Nov. 25 | FC Dallas transfers Pablo Aránguiz to Universidad de Chile |
| Oct. 2 | Signs 30th Homegrown Player Justin Che |
| Sept. 13 | FC Dallas transfers Zdenek Ondrasek to FC Viktoria Plzen |
| Sept. 9 | FC Dallas transfers Reggie Cannon to Boavista FC |
| Aug. 14 | Acquires Andrés Ricaurte using TAM on loan from Independiente Medellín |
| Aug. 6 | Releases Jesse Gonzalez |
| June 18 | Signs 29th Homegrown Player Carlos Avilez |
| June 16 | Acquires Franco Jara as a Designated Player from Pachuca |
| March 5 | Reggie Cannon Signs a 4-year contract extension |
| Feb. 27 | Signs 28th Homegrown Player Tanner Tessmann |
| Feb. 18 | Signs 2020 MLS SuperDraft No. 14 Overall Pick Nkosi Tafari |
| Jan. 21 | Jacori Hayes traded to Minnesota United FC for 2021 third round pick |
| Jan. 13 | Acquired Kalil ElMedkhar from Philadelphia Union for \$50,000 General Allocation Money including signing 27th Homegrown Player Eddie Munjoma and selecting three players in 3rd and 4th Rounds of the 2020 MLS SuperDraft: Derek Waldeck (66th overall), Anders Engebretsen (79th overall) and Aidan Megally (92nd overall) |
| Jan. 9 | Selects three players in the first two rounds of the 2020 MLS SuperDraft: Nkosi Tafari (14th overall), Cal Jennings (17th overall) and Manuel Ferriol (40th overall) |
| Jan. 18 | Jesse Gonzalez signs a 4-year contract |
| Dec. 10 | Jesús Ferreira signs a new 4-year contract |

TRANSACTIONS

2019 SEASON

| DATE | TRANSACTION |
|---------|---|
| Dec. 2 | Dominique Badji traded to Nashville for \$175,000 2020 TAM, \$150,000 2020 GAM and additional \$75,000 GAM on certain performance-based metrics in 2020 |
| Nov. 26 | Acquires Fafà Picault in trade from Philadelphia Union for in exchange for \$300,000 GAM |
| Oct. 29 | FC Dallas declines contract options for Cristian Colmán, Edwin Gyasi and Moises Hernandez. Additionally, midfielder Eric Alexander is out of contract. |
| Aug. 8 | Acquires Eric Alexander as a free agent |
| July 3 | FC Dallas transfers midfielder Carlos Gruezo to Bundesliga side FC Augsburg |
| July 1 | Acquires Edwin Gyasi on loan from CSKA Sofia |
| June 21 | Signs 26th Homegrown Player Ricardo Pepi |
| May 3 | FC Dallas announced today that it has acquired D.C. United's natural first round pick in the 2020 MLS SuperDraft in exchange for \$100,000 in General Allocation Money (GAM). Additionally, the club announced that it has waived defender Marquinhos Pedroso, who was subsequently claimed by D.C. United off waivers. |
| Feb. 26 | Signs 25th Homegrown Player Dante Sealy |
| Feb. 21 | Signs 2019 MLS SuperDraft No. 4 Overall Pick Callum Montgomery |
| Feb. 14 | Signs 24th Homegrown Player Edwin Cerrillo |
| Jan. 19 | Homegrown Chris Richards is permanently transferred to FC Bayern Munich |
| Jan. 14 | Selects three players in Third and Fourth Round of the 2019 MLS SuperDraft: Eduvie Ikoba (63rd overall), Sam Ebstein (87th overall) and Dylan Castanheira (88th overall) |
| Jan. 11 | Selects two players in the First Round of the 2019 MLS SuperDraft: Callum Montgomery (4th overall) and John Nelson (10th overall) |
| Jan. 8 | Acquires Bryan Acosta from Tenerife |

2018 SEASON

| DATE | TRANSACTION |
|---------|---|
| Dec. 21 | FC Dallas acquires Bressan from Grêmio |
| Dec. 18 | FC Dallas acquires Zdenek Ondrasek from Wisla Krakow |
| Dec. 16 | Luchi Gonzalez announced as the seventh full time head coach |
| Dec. 12 | Victor Ulloa traded to FC Cincinnati for \$150,000 GAM |
| Dec. 9 | Maximiliano Urruti traded to Montreal Impact for \$75,000 in TAM and the 2019 natural first round pick (10th overall) including Tesho Akindele traded to Orlando City SC for \$100,000 in 2019 TAM and \$50,000 in 2020 TAM |

| | |
|----------|---|
| Nov. 26 | The 2019 contracts options for Abel Aguilar, Jordan Cano, Maynor Figueroa, Roland Lamah, Kris Reaves and Adonijah Reid were not exercised. |
| Nov. 16 | Óscar Pareja steps down as head coach |
| Aug. 27 | FC Dallas acquires midfielder Abel Aguilar from Deportivo Cali |
| Aug. 1 | Acquires Moises Hernandez |
| July 25 | Signs 23rd Homegrown Player Thomas Roberts |
| July 24 | Acquires midfielder Pablo Aránguiz from Unión Española |
| July 23 | Dominique Badji acquired from the Colorado Rapids along with an international roster spot in exchange for Kellyn Acosta and FC Dallas' second-round selection. Both teams also swapped first round picks in 2019 MLS SuperDraft. |
| July 9 | FC Dallas loans Homegrown Chris Richards to FC Bayern Munich |
| July 5 | Acquires defender Marquinhos Pedroso from Figueirense |
| July 3 | FC Dallas transfers Mauro Díaz to Shabab Al Ahli Club |
| June 23 | FC Dallas transfers Anton Nedyalkov to Ludogorets |
| April 12 | Signs 22nd Homegrown Player Chris Richards |
| March 21 | FC Dallas has traded Shaft Brewer to LAFC in exchange for a fourth-round pick in the 2019 MLS SuperDraft |
| Feb. 21 | Acquires Kyle Zobeck from New York Cosmos |
| Jan. 30 | Aníbal Chalá continues loan at LDU Quito for the remainder of 2018 season before permanent transfer |
| Jan. 19 | Selects six players in the 2018 MLS SuperDraft: Francis Atuahene (4th overall), Ema Twumasi (11th overall), Mauro Cichero (29th overall), Chris Lema (34th overall), Amer Sasivarevic (57th overall) and Noah Franke (80th overall) |
| Jan. 11 | Signs 21st Homegrown Player Jordan Cano |
| Jan. 10 | Signs 20th Homegrown Player Kris Reaves |
| Jan. 3 | Signs 19th Homegrown Player Brandon Servania |
| Jan. 1 | Acquires defender Reto Ziegler from FC Luzern |

TRANSACTIONS

2017 SEASON

| DATE | TRANSACTION |
|----------|---|
| Dec. 21 | Acquires defender Anton Nedyalkov from CSKA Sofia |
| Dec. 18 | Acquires Jimmy Maurer from New York Cosmos |
| Dec. 10 | Defender Walker Zimmerman traded to Los Angeles Football Club for \$250,000 in GAM and \$250,000 in TAM |
| Nov. 27 | The 2018 contracts options for Carlos Cermeño, Eduardo “Pollo” Cortes, Coy Craft, Hernán Grana, Luis “Cariaco” González, Aaron Guillen, Atiba Harris, Walker Hume and Javier Morales were not exercised. Goalkeeper Chris Seitz also was out of contract. |
| Sept. 15 | Acquires Eduardo Cortes as a free agent |
| Aug. 9 | Acquires Luis González from Monagas |
| Feb. 21 | Signs 2017 MLS SuperDraft No. 37 Overall Pick Walker Hume |
| May 12 | FC Dallas loans Aníbal Chalá to LDU Quito for the remainder of the season |
| Feb. 7 | Acquires Hernán Grana on loan from Club Atlético All Boys including acquiring Carlos Cermeño from Deportivo Táchira |
| Jan. 27 | Midfielder Timo Pitter retires and forward Colin Bonner retires |
| Jan. 24 | FC Dallas and defender Moises Hernandez mutually agree to part ways |
| Jan. 17 | Selects four players in the Third and Fourth Rounds of the 2017 MLS SuperDraft: Andrew Ledbetter (53rd overall), Dakota Barnathan (59th overall), Wuilito Fernandes (62nd overall) and Marco Carrizales (84th overall) |
| Jan. 13 | Selects three players in the First and Second Rounds of the 2017 MLS SuperDraft: Jacori Hayes (18th overall), Walker Hume (37th overall) and Adonijah Reid (40th overall) |
| Jan. 10 | Acquires Cristian Colmán as a Young Designated Player |

2016 SEASON

| DATE | TRANSACTION |
|---------|--|
| Dec. 22 | Signs 18th Homegrown Player Reggie Cannon and acquires Javier Morales from free agency |
| Dec. 16 | Acquires Roland Lamah from Ferencváros |
| Dec. 14 | Acquires Anibal Chalá from El Nacional |
| Nov. 22 | Signs 17th Homegrown Player Bryan Reynolds |
| Nov. 21 | The 2017 contract options for Aubrey David, Carlos Lizarazo, Getterson, Juan Esteban Ortiz, Mauro Rosales, Norberto Papparatto and Ryan Herman were not exercised. Defenders Zach Loyd and Atiba Harris as well as forward Carlos Ruiz, are out of contract. |

| | |
|----------|---|
| Nov. 17 | Signs 16th Homegrown Player Jesús Ferreira |
| Sept. 15 | Acquires Carlos Ruiz from C.S.D. Municipal |
| Sept. 9 | Signs 15th Homegrown Player Paxton Pomykal |
| Aug. 15 | Waives Agustin Jara |
| Aug. 4 | FC Dallas winger Fabián Castillo loaned out to Trabzonspor through end of 2016 with option to buy |
| Aug. 2 | Acquires Norberto Papparatto from Atlético de Rafaela after acquiring rights from the Portland Timbers in exchange for Targeted Allocation Money |
| July 9 | Acquires Getterson Alves dos Santos on loan from J. Malucelli for the remainder of the 2016 season |
| July 4 | Acquires Aubrey David from Deportivo Saprissa on loan for the remainder of the 2016 season |
| June 28 | Timo Pitter loaned out to Oklahoma City Energy FC |
| June 24 | FC Dallas transfers Homegrown Alejandro Zendejas to CD Guadalajara |
| May 16 | Acquires Agustin Jara from CA Colón de Santa Fé |
| May 2 | FC Dallas forward Colin Bonner loaned out to Oklahoma City Energy FC |
| April 29 | FC Dallas Homegrown Moises Hernandez loaned out to Rayo OKC |
| April 8 | FC Dallas Homegrown Coy Craft loaned out to Oklahoma City Energy FC |
| March 4 | FC Dallas re-signed Je-Vaughn Watson to a new contract and traded to New England Revolution in exchange for third round pick in the 2017 MLS SuperDraft |
| Feb. 15 | Mauro Rosales acquired from Vancouver Whitecaps FC in exchange for Dallas forward Blas Pérez |
| Feb. 12 | Acquires Carlos Lizarazo on a one-year loan from Cruz Azul |
| Jan. 26 | Acquires Maynor Figueroa from the Colorado Rapids in exchange for GAM |
| Jan. 23 | Acquires Carlos Gruezo from VfB Stuttgart |
| Jan. 22 | FC Dallas waives Ezequiel Cirigliano and Rolando Escobar |
| Jan. 20 | Acquires Juan Esteban Ortiz from Atlético Huila |
| Jan. 14 | Acquires second-round (#33) selection in the 2016 SuperDraft from Colorado Rapids in exchange for second-round (#37) and third-round (#58) selections in the 2016 SuperDraft. FC Dallas selects four players in the 2016 MLS SuperDraft: Ryan Herman (17th overall), Timo Pitter (33rd overall), Colin Bonner (45th overall) and Jacob Speed (78th overall) |
| Jan. 5 | Signs 14th Homegrown Player Aaron Guillen |

TRANSACTIONS

2015 SEASON

| DATE | TRANSACTION |
|----------|--|
| Dec. 15 | FC Dallas traded goalkeeper Dan Kennedy to LA Galaxy in exchange for second and third round picks in 2017 MLS SuperDraft |
| Dec. 11 | Acquires forward Maximiliano Urruti via 2015 MLS Re-Entry Draft |
| Dec. 3 | The 2016 contract options for David Texeira, Michel, Danny Garcia and Otis Earle were not exercised. Additionally, Stephen Keel is out of contract. |
| Nov. 10 | FC Dallas defender Bakary Soumare retires |
| Aug. 8 | FC Dallas Homegrown Jesse Gonzalez is loaned out to Pittsburgh Riverhounds for match against Toronto FC II |
| July 22 | Acquires midfielder Ezequiel Cirigliano on loan from River Plate for remainder of season |
| July 16 | Acquires defender Bakary Soumare from Montreal Impact in exchange for Kyle Bekker |
| June 18 | Defender Otis Earle is loaned out to Arizona United SC for the remainder of the 2015 season |
| May 26 | Acquires midfielder Rolando Escobar from Deportivo Anzoátegui |
| April 27 | Homegrown Danny Garcia is loaned out to Arizona United SC for remainder of season |
| Feb. 20 | Acquires midfielder Michael Barrios from Uniautónoma |
| Feb. 5 | Forward Brian Span was waived by FC Dallas |
| Jan. 21 | Acquired midfielder Kyle Bekker from Toronto FC in exchange for allocation money |
| Jan. 15 | FC Dallas selected three players in the 2015 MLS SuperDraft: Otis Earle (15th overall), Will Seymore (56th overall) and Jaineil Hoilett (76th overall) |

2014 SEASON

| DATE | TRANSACTION |
|---------|--|
| Dec. 31 | Je-Vaughn Watson Released by FC Dallas |
| Dec. 12 | Acquires Atiba Harris from Re-Entry Stage 2 Draft |
| Dec. 2 | FC Dallas declined contract options for Raúl Fernández, Jair Benítez, Adam Moffat, Peter Luccin, George John, Hendry Thomas, Walter Cabrera, Jonathan Top, Andrés Escobar and Nick Walker. |
| Nov. 19 | Signs 2014 MLS Dispersal Draft No. 1 Overall Pick Dan Kennedy |
| Oct. 1 | Signs 13th Homegrown Player Alejandro Zendejas |
| Aug. 7 | Acquires Walter Cabrera on loan from General Díaz FC |
| Aug. 6 | Nick Walker loaned to Bayamóm F.C. |
| Aug. 1 | Signs 12th Homegrown Player Coy Craft |

| | |
|----------|--|
| July 29 | Andrew Jacobson traded to New York City FC in exchange for NYCFC's highest 3rd round pick of the 2016 MLS SuperDraft |
| July 21 | Acquires Richard Sánchez on loan from Tigres UANL |
| June 24 | FC Dallas transfers Richard Sánchez to Tigres UANL |
| April 8 | Jonathan Top loaned to USL Pro side Arizona United FC |
| April 2 | Brian Span loaned to USL Pro side Orlando City SC |
| March 20 | Waives London Woodberry |
| March 7 | FC Dallas and Eric Hassli mutually agree to contract termination |
| Feb. 27 | Selects two players in 2014 MLS SuperDraft: No. 6 Pick Tesho Akindele and Nicholas Walker (43rd overall) |
| Feb. 26 | Waives Kyle Zobeck and Bradlee Baladez and transfers Bobby Warshaw to GAIS |
| Feb. 21 | Acquires David Texeira as designated player from FC Groningen |
| Feb. 14 | Acquires Andrés Escobar on loan from Dynamo Kiev |
| Feb. 12 | Acquires Hendry Thomas from Colorado Rapids in exchange for allocation money |
| Jan. 24 | Acquires Christiano Francois via waiver draft |
| Jan. 21 | Selects two Players in the 3rd and 4th rounds in the 2014 MLS SuperDraft. Nicholas Walker (43) and Ronny Santos Mendoza (62) |
| Jan. 16 | Selects one player in the first round in the 2014 MLS SuperDraft Tesho Akindele (6). Acquires 10th overall selection, allocation money and 2014 international roster spot from Montreal Impact in exchange for the fifth overall selection in the 2014 SuperDraft. FC Dallas trades No. 10 pick and allocation money to Philadelphia for No. 6 overall selection in the 2014 SuperDraft. |
| Jan. 10 | Óscar Pareja Announced as Head Coach |
| Jan. 9 | Acquires Brian Span in weighted lottery conducted by MLS |

TRANSACTIONS

2013 SEASON

| DATE | TRANSACTION |
|----------|---|
| Dec. 13 | FC Dallas acquires Adam Moffat from Seattle Sounders FC in exchange for Kenny Cooper and allocation money |
| Dec. 9 | FC Dallas trades Jackson Goncalves to Toronto FC in exchange for a conditional second-round selection in the 2015 SuperDraft and allocation money. Also signs Ryan Hollingshead |
| Nov. 13 | FC Dallas declines the club options for David Ferreira, Ramón Núñez and Erick. |
| Nov. 11 | FC Dallas loans Richard Sanchez and Bradlee Baladez to Fort Lauderdale Strikers |
| Nov. 5 | Acquires Michel Pereira |
| Oct. 18 | Schellas Hyndman resigned as Head Coach |
| July 17 | Acquires Mauro Díaz |
| July 5 | Acquires defensive midfielder Erick Neres da Cruz from Portimonense S.C. |
| June 18 | Signs 11th Homegrown Player Danny Garcia |
| June 14 | Acquires 2013 international roster spot from Columbus Crew in exchange for a fourth-round selection in the 2014 Supplemental Draft |
| March 21 | Signs 10th Homegrown Player Jesse Gonzalez and Acquires Ramón Núñez |
| March 5 | Acquires Kyle Zobeck |
| Feb. 19 | Acquires Je-Vaughn Watson from Houston Dynamo FC in exchange for a second-round selection in the 2015 SuperDraft |
| Feb. 4 | Acquires Eric Hassli from Toronto FC in exchange for a conditional second-round selection in the 2014 SuperDraft. Waives Wesley Pipico Silva and acquires Kenny Cooper from New York City FC for allocation money |
| Jan. 23 | Waives James Marcelin and Richardo Villar |
| Jan. 17 | Selects two players in 2013 MLS SuperDraft: Walker Zimmerman (7) and Ryan Hollingshead (20) |
| Jan. 10 | Acquires Raúl Fernández |
| Jan. 9 | Signs ninth Homegrown Player London Woodberry |

2012 SEASON

| DATE | TRANSACTION |
|----------|---|
| Dec. 19 | Signs eighth Homegrown Player Bradlee Baladez |
| Dec. 18 | Acquires Wesley Pipico Silva from Vasco da Gama |
| Dec. 14 | Places Stephen Keel in 2012 Stage 2 MLS Re-Entry Draft |
| Dec. 10 | Acquires Peter Luccin as a free agent |
| Dec. 4 | Re-signs George John to multi-year deal |
| Nov. 19 | Waives James Marcelin, Bryan Leyva, Alex Lee, Carlos Rodriguez, and Matías Jara |
| Aug. 21 | Acquires Matías Jara |
| July 13 | FC Dallas acquires Julian de Guzman from Toronto FC in exchange for Andrew Wiedeman |
| July 12 | Signs seventh Homegrown Kellyn Acosta |
| June 20 | Acquires Moises Hernandez on loan from Comunicaciones |
| May 12 | Re-Signs Brek Shea |
| May 4 | Acquires James Marcelin |
| March 14 | Acquires Scott Sealy |
| Jan. 20 | Acquires Carlos Rodriguez as a free agent |
| Jan. 18 | FC Dallas loans Jackson Goncalves to Cruzeiro |
| Jan. 12 | Selects player Matt Hedges in 2012 SuperDraft 1st round and selects Alex Lee in 2012 MLS Supplemental Draft |
| Jan. 3 | Acquires striker Blas Pérez as a free agent |

TRANSACTIONS

2011 SEASON

| DATE | TRANSACTION |
|---------|--|
| Dec. 16 | FC Dallas trades Marvin Chávez to San Jose Earthquakes for cash considerations |
| Nov. 30 | Re-Signs Daniel Hernandez |
| Nov. 29 | FC Dallas trades Jeremy Hall to Toronto FC for a second round pick |
| Aug. 19 | Acquires Jeremy Hall from Portland Timbers in exchange for Eric Alexander |
| Aug. 15 | Jack Stewart acquired on loan through 2011 MLS season with option to buy at end of loan |
| Aug. 4 | Acquires midfielder Daniel Cruz from Beerschot AC |
| Aug. 2 | Acquires Maicon Santos and international roster spot from Toronto FC in exchange for Eric Avila |
| July 28 | Waives Perica Marošević and Milton Rodriguez |
| June 30 | Re-Signs Ugo Ihemelu |
| May 7 | Selects Bobby Warshaw (17th overall) in 2011 SuperDraft |
| May 5 | Waives Kyle Davies |
| April 1 | Acquires Maykel Galindo for 1st round Supplemental Draft pick in 2012 |
| March 7 | Acquires Fabian Castillo from Deportivo Cali |
| Feb. 18 | Signs sixth Homegrown Player Richard Sanchez and acquires Andrew Jacobson from Philadelphia Union in exchange for a second round pick in the 2013 MLS SuperDraft |
| Feb. 15 | FC Dallas trades Heath Pearce to Chivas USA for allocation money |
| Feb. 14 | Waives Jason Yeisley |
| Feb. 7 | Acquires midfielder Ricardo Villar from SpVgg Unterhaching as a free agent |
| Jan. 19 | Re-Signs midfielder Marvin Chávez on loan |
| Jan. 12 | Signs fifth Homegrown Player Jonathan Top |
| Jan. 3 | Acquires Hernan Pertúz from Independiente Medellín on loan |

2010 SEASON

| DATE | TRANSACTION |
|----------|--|
| Dec. 20 | Re-Signs David Ferreira |
| Dec. 15 | Acquires Chris Seitz from Seattle Sounders FC for a 4th round pick in 2012 MLS SuperDraft. Jeff Cunningham enters 2010 MLS Re-Entry Draft |
| Dec. 8 | FC Dallas declines contract option for Dario Sala resulting in retirement |
| Nov. 24 | Dax McCarty and Atiba Harris enter 2010 MLS Expansion Draft |
| Aug. 31 | Releases André Rocha |
| Aug. 13 | Acquires defender Jackson Goncalves from São Paulo on loan |
| July 30 | Signs second Homegrown Player Victor Ulloa, third Homegrown Player Ruben Luna and fourth Homegrown Player Moises Hernandez. FC Dallas trades Anthony Wallace to Colorado Rapids in exchange for 4th round selection in the 2011 MLS SuperDraft and a conditional selection in the MLS SuperDraft |
| May 13 | Acquires Milton Rodríguez from Real Cartagena |
| April 2 | The 2010 contract options for Steve Purdy were not exercised |
| March 19 | FC Dallas loans goalkeeper Josh Lambo to the Tampa Bay Rowdies in the USSF Division-2 Pro League |
| March 8 | Acquires Kevin Hartman from Kansas City for a second round pick |
| March 5 | Releases Dave van den Bergh |
| March 1 | The 2010 contract option for Pablo Ricchetti was not exercised |
| Feb. 2 | The 2010 contract option for Blake Wagner was not exercised |
| Jan. 14 | Selects four players in 2010 MLS SuperDraft: Zach Loyd (5th overall), Andrew Wiedeman (21st overall), Jason Yeisley (38th overall) and Eric Alexander (44th overall) |

TRANSACTIONS

2009 SEASON

| DATE | TRANSACTION |
|----------|--|
| Nov. 16 | Releases defender Daniel Torres |
| Sept. 16 | Signs first FC Dallas Homegrown Player Bryan Leyva |
| Aug. 31 | FC Dallas trades second-round pick, defender Drew Moor, and allocation money to Colorado Rapids in exchange for defender Ugo Ihemelu |
| Aug. 18 | Acquires Marvin Chávez on loan from Marathón |
| July 22 | Acquires Jair Benítez from Deportivo Cali on loan |
| July 15 | FC Dallas trades second round pick to Real Salt Lake in exchange for defender Kyle Davies |
| March | FC Dallas acquires Alvaro Sánchez on loan from San Carlos |
| March 2 | Acquires defender George John including waiving forward Sean Bucknor, forward Jamie Watson, midfielder Chase Wileman and defender Andrew Daniels |
| Feb. 24 | Acquires midfielder/forward David Ferreira on loan. FC Dallas trades defender Adrian Serieux to Toronto FC in exchange for a 2010 first round SuperDraft pick (natural) and allocation money. Conditional pick received in 2008 Abdus Ibrahim trade with Toronto is also changed to 2nd round draft pick (natural) |
| Jan. 30 | Acquires forward Sean Bucknor |
| Jan. 27 | Acquires defender Daniel Torres |
| Jan. 15 | Selects three players for 2009 MLS SuperDraft. forward Peri Marosevic and defender George John |
| Jan. 14 | Acquires defender Steve Purdy |
| Jan. 13 | Acquires midfielder Dave Van Den Bergh from the New York Red Bulls in exchange for Dominic Oduro and the 18th overall selection (second round) of the 2009 MLS SuperDraft. Additionally, the teams swapped first round selections in 2009, with FCD receiving the 14th overall pick and New York receiving the 11th overall pick |

2008 SEASON

| DATE | TRANSACTION |
|----------|--|
| Dec. 4 | Releases defender Duilio Davino |
| Nov. 26 | Waives forward Jeff Rowland and midfielder Spencer Wadsworth |
| Nov. 4 | Re-Signs defender Drew Moor and goalkeeper Dario Sala |
| Oct. 26 | Midfielder Bobby Rhine retires |
| Sept. 12 | Signs forward Jeff Rowland to the Developmental Roster including moving defender Andrew Daniels to Senior Roster from Developmental |
| Sept. 5 | FC Dallas trades forward Abe Thompson to the Kansas City Wizards in exchange for allocation money |
| Aug. 20 | Releases forward Ricardinho |
| Aug. 8 | Acquires forward Jeff Cunningham from Toronto FC in exchange for 2009 third round MLS SuperDraft selection including acquiring midfielder Victor Sikora |
| Aug. 1 | Transfers midfielder Juan Toja to Steaua Bucuresti (Romania) including signing midfielder Jamie Watson to the Developmental Roster |
| July 28 | FC Dallas trades midfielder Arturo Alvarez to the San Jose Earthquakes in exchange for a first round pick in the 2009 MLS SuperDraft and allocation money. Also acquires midfielder Bruno Guarda from the Colorado Rapids in exchange for second and third round picks of the 2009 MLS SuperDraft plus an allocation |
| July 18 | Acquires an International Roster Slot from the Kansas City Wizards in exchange for the team's natural fourth round selection in the Supplemental Draft and acquires an International Roster Slot from the Columbus Crew for the remainder of 2008 season in exchange for the team's natural first round Supplemental Draft selection |
| July 3 | Acquires midfielder Spencer Wadsworth, including recalling goalkeeper Ray Burse Jr. from Portland Timbers and moving defender Andrew Daniels to Developmental from Senior Roster |
| June 19 | John Ellinger named assistant coach |
| June 16 | Schellas Hyndman is named as new head coach |
| June 13 | FC Dallas trades forward Abdus Ibrahim to Toronto FC for natural first round draft pick in 2010 Superdraft if Ibrahim plays 10 or more games in the 2009 season or if he's sold, loaned or traded to another MLS team before the 2010 draft. If none of the conditions are met, Dallas |

TRANSACTIONS

| | |
|----------|---|
| | receives the natural second round pick |
| May 20 | Relieves Head Coach Steve Morrow of duties |
| May 15 | Relieves Assistant Coach Jorge Alvia of duties |
| May 5 | Moves defender Michael Dello-Russo to Senior Roster from Developmental including moving defender Andrew Daniels to Senior Roster from Developmental while Wagenfuhr is placed on short-term injured list |
| May 2 | Places midfielder David Wagenfuhr on Six-Game DL |
| April 15 | Defender Alex Yi retires |
| April 3 | FC Dallas acquires a third-round pick in the 2009 Supplemental Draft from San Jose Earthquakes in exchange for defender Jamil Roberts |
| March 29 | FC Dallas loans goalkeeper Ray Burse to the Portland Timbers USL-1 |
| March 3 | Waives midfielder Sandy Gbandi and forward Scott Jones |
| Feb. 11 | Acquires midfielder Andre Rocha from Brazilian partner Clube Atletico Paranaense on loan |
| Feb. 8 | Transfers defender Chris Gbandi to FK Haugesund |
| Jan. 24 | Selects two players for 2008 MLS Supplemental Draft. Forward Yannick Reyring and midfielder Ben Shuleva |
| Jan. 18 | Selects five players for 2008 MLS SuperDraft: forward Brek Shea, goalkeeper Josh Lambo, midfielder Eric Avila, defender Jamil Roberts and midfielder Ben Nason. Acquires Columbus' natural second-round and third-round picks in the 2010 MLS SuperDraft in exchange for Dallas' No. 22 and No. 31 pick (FC Dallas had been awarded the No. 31 pick and a second-round selection in the 2009 MLS SuperDraft from Real Salt Lake on June 6, 2007 as compensation by the league for Real Salt Lake violating league procedure and business etiquette in speaking with and hiring Dallas goalkeeper coach Jeff Cassar. The league also fined RSL \$20,000) |
| Jan. 15 | Re-Signs forward Arturo Alvarez including FC Dallas trades forward Carlos Ruiz to Los Angeles Galaxy in exchange for allocation money |
| Jan. 9 | Acquires defender Duilio Davino |

2007 SEASON

| DATE | TRANSACTION |
|----------|--|
| Dec. 1 | Did not pick up the option for midfielder Denilson |
| Nov. 26 | Assistant Coach Oscar Pareja leaves to join U.S. U-17 National Team |
| Nov. 21 | Selects defender Clarence Goodson for the 2007 Expansion Draft |
| Nov. 9 | Waives midfielder Sebastian Botero |
| Sept. 13 | Acquires midfielder Chase Wileman |
| Sept. 1 | Goalkeeper Shaka Hislop retires |
| Aug. 23 | Acquires midfielder Denilson as the team's first Designated Player (fourth DP signed in MLS history) |
| Aug. 22 | Acquires midfielder Sebastian Botero |
| Aug. 15 | FC Dallas trades midfielder Ramon Nunez to Chivas USA in exchange for a conditional third round selection in the 2009 MLS SuperDraft |
| May 11 | Releases forward Tommy Krizanovic |
| April 7 | Acquires midfielder Pablo Ricchetti |
| March 28 | Acquires defender Andrew Daniels, forward Scott Jones, forward Tommy Krizanovic, and midfielder Sandy Gbandi Jr. |
| March 20 | FC Dallas trades midfielder Richard Mulrooney to Toronto FC in exchange for a first round pick in the 2007 MLS SuperDraft and a partial allocation |
| Feb. 28 | Acquires midfielder Juan Toja |
| Feb. 22 | Re-Signs forward Roberto Mina |
| Jan. 30 | Re-signs defender Bobby Rhine |
| Jan. 23 | Oscar Pareja, Marco Ferruzzi and Jeff Cassar named Assistant Coaches for the 2007 season |
| Jan. 18 | Acquires two players for the 2007 MLS Supplemental Draft. midfielder Sandy Gbandi Jr. and midfielder Chase Wileman |
| Jan. 12 | FC Dallas trades defender Greg Vanney, salary cap considerations and a third round pick in 2008 MLS SuperDraft to the Colorado Rapids in exchange for a second round pick (18th overall) in the 2007 MLS SuperDraft, along with a second and third round pick in 2008 MLS SuperDraft. Drafts defender/midfielder Anthony Wallace, forward Abdusalam Ibrahim, defender Andrew Daniels and forwards Ryan Guy, Scott Jones and Tommy Krizanovic in the 2007 MLS SuperDraft. FC Dallas also acquires a fourth round pick from Real Salt Lake in exchange for the 48th pick in the 2007 MLS SuperDraft. |

TRANSACTIONS

2006 SEASON

| DATE | TRANSACTION |
|----------|---|
| Jan. 9 | Names Oscar Pareja Assistant Coach for 2006 season |
| Jan. 20 | Selects midfielder Dax McCarty, defender/midfielder Justin Moore, defender/midfielder Blake Wagner, forward Dominic Oduro, goal keeper Ray Burse Jr., midfielder Mike Ambersley and defender Michael Dello-Russo in the 2006 MLS SuperDraft. Acquires third-round selection in the 2007 MLS SuperDraft from Columbus Crew in exchange a four round pick |
| Jan. 26 | Selects forward Chris Joyce, defender/midfielder Miguel Guante, defender Brad Napper, midfielder Sean Babcock and forward Peter Louis in the 2006 MLS Supplemental Draft including naming Steve Morrow, Marco Ferruzzi and Alan Knight Assistant Coaches for the 2006 season |
| Jan. 31 | MLS Cup awarded to Pizza Hut Park |
| Feb. 6 | Signs forward Kenny Cooper |
| Feb. 9 | Re-signs forward Carlos Ruiz |
| Feb. 14 | Trades forward Eddie Johnson to Kansas City for an allocation and a portion of an allocation. Trades third round pick and a third-round selection in the 2007 MLS Supplemental Draft to Colorado Rapids in exchange for the use of a Youth International slot in 2006 |
| Feb. 28 | Announces partnership with Tigres UANL of the Mexican First Division |
| March 2 | Trades defender Steve Jolley to the MetroStars for a fourth round pick in the 2007 Supplemental Draft including signing goalkeeper Ray Burse Jr., defender/midfielder Miguel Guante, forward Dominic Oduro and defender Michael Dello-Russo to the Developmental Roster and signs forward Abe Thompson to the Senior Roster |
| March 3 | Signs defender/midfielder Miguel Guante |
| April 28 | Signs midfielder Marcos Charras |
| Jun. 21 | Releases Marco Charras |
| July 5 | Signs goalkeeper Shaka Hislop as a Senior International |
| July 19 | Acquires Marcelo Saragosa from Los Angeles Galaxy in exchange for FCD's natural second round pick in the 2007 MLS Supplemental Draft including acquiring forward Alex Smith from the Kansas City Wizards in exchange for the team's natural fourth round pick in the 2007 MLS Supplemental Draft including waiving midfielder Mario Torres |
| Aug. 11 | Waives midfielder Mark Wilson |
| Sept. 22 | Team forms partnership with Clube Atletico |

| | |
|---------|---|
| Nov. 7 | Paranaense of Brazil's Serie A Did not renew the contract of Head Coach Colin Clarke |
| Nov. 17 | Trades midfielder Ronnie O'Brien to Toronto FC in exchange for defender/midfielder Adrian Serieux and a second-round draft pick (14th overall) in the 2007 MLS SuperDraft |
| Nov. 21 | Waives forward Alex Smith |
| Dec. 11 | Names Steve Morrow Head Coach |

2005 SEASON

| DATE | TRANSACTION |
|----------|--|
| Jan. 12 | Won the MLS Lottery for the rights to defender Alex Yi |
| Jan. 14 | Trades midfielder Brad Davis, an allocation and the fourth overall selection in 2005 to San Jose for midfielder Richard Mulrooney, midfielder Arturo Alvarez, the sixth overall selection and the 29th overall selection (traded to Chicago in exchange for goalkeeper Henry Ring and a second-round selection in the 2006 MLS SuperDraft), acquires Cornell Glen from MetroStars in exchange for the 12th overall selection in 2005 SuperDraft. Drafts defender Drew Moor, midfielder Winston Marshall, goalkeeper Chris Gomez and forward Julian Nash in the 2005 MLS SuperDraft |
| Jan. 19 | Trades the rights to defender Brian Dunseth to Real Salt Lake for a 2007 fourth round pick |
| Jan. 20 | Announces the transfer of defender Cory Gibbs to Feyenoord of the Dutch Eredivisie |
| Jan. 27 | Announces 2005 assistant coaches for team Steve Morrow, Brian Haynes and Marco Ferruzzi |
| Jan. 28 | Reaches agreements with goalkeeper Scott Garlick, defender Steve Jolley, midfielder Oscar Pareja, midfielder Eric Quill and defender Carey Talley |
| Feb. 4 | Acquires midfielder Kevin Wilson, forward Abe Thompson, midfielder Aaron Pitchkolan, defender Drew Cavanagh, defender Chris Schwarze and midfielder Sammy Tamporello in the 2005 Supplemental Draft |
| Feb. 22 | Releases midfielder Kevin Wilson |
| Feb. 25 | Reached agreements with midfielder Mario Torres, forward Abe Thompson, defender Aaron Pitchkolan and goalkeeper Chris Gomez |
| March 23 | Traded a portion of an allocation plus a Youth International slot to Los Angeles for an allocation |
| March 24 | Acquired defender Greg Vanney with an allocation |
| March 25 | Traded the rights to forward Julian Nash to |

TRANSACTIONS

| | | | |
|----------|--|----------|---|
| | San Jose for a first round pick in the 2006 Supplemental Draft | | considerations were to be either MetroStars' 2006 natural first- and second-round selections or a 2005 first-round selection should MetroStars acquire a first-round pick prior to the draft) |
| March 30 | Acquired forward Carlos Ruiz from Los Angeles for an allocation. | | |
| April 25 | Signs forward Alex Woods | | |
| April 26 | Acquires Columbus' second round pick in the 2006 SuperDraft and a Youth International spot in 2005 in exchange for forward Cornell Glen | Feb. 16 | Team broke ground on new 20,000-seat stadium and entertainment center in Frisco, TX |
| April 28 | Signs forward Roberto Mina and waives midfielder Eric Quill | Feb. 20 | Trades goalkeeper DJ Countess to Chicago Fire for conditional draft pick in 2005 SuperDraft |
| June 29 | Signs defender John Pulido from Boulder Rapids Reserve in exchange for a fourth-round pick in the 2006 MLS Supplemental Draft. | March 1 | Waives forward Ali Curtis and defender Edwin Miranda |
| Aug. 6 | FC Dallas plays first-ever game at Pizza Hut Park in Frisco, TX. FC Dallas and MetroStars play to a 2-2 draw. | March 2 | Signs midfielder Simo Valakari as a Discovery Player and waives defenders Ezra Hendrickson and defender Brian Dunseth |
| Aug. 25 | President and General Manager Greg Elliott resigns and Senior Vice President of Business Development John Alper is named Interim General Manager | April 29 | Acquires defender Milton Reyes from D.C. United in exchange for future considerations and releases midfielder Gavin Ginton |
| Sept. 1 | Signs midfielder Mark Wilson and waives defender Philip Salyer | May 20 | Midfielder/forward David Wagenfuhr is loaned to Milwaukee Wave United of the A-League |
| Sept. 15 | Signs goalkeeper Dario Sala and defender Winston Marshall, waives midfielder Ty Maurin and forward Alex Woods | May 24 | Steve Morrow resigns from the coaching staff |
| Oct. 25 | Michael Hitchcock named President and General Manager | June 3 | John Trask named an assistant coach |
| Nov. 9 | Signs head coach Colin Clarke to a contract extension for the 2006 season | June 23 | Trades the rights to Ezra Hendrickson to D.C. United for future considerations |
| Nov. 16 | Waives goalkeeper Chris Gomez and defender John Pulido | July 23 | Trades forward Jason Thompson to D.C. United in exchange for D.C.'s conditional draft pick in 2005 MLS SuperDraft and a fourth round pick in 2006 MLS SuperDraft |
| Nov. 21 | Trades goalkeeper Scott Garlick and midfielder Carey Talley to Real Salt Lake for a portion of an allocation | Aug. 31 | Acquires Chicago Fire's natural third round pick in exchange for the discovery option on forward Andy Herron |
| | | Oct. 25 | Midfielder Jordan Stone announces retirement |
| | | Nov. 3 | Head coach Colin Clarke signs one-year contract for 2005 season |
| | | Nov. 10 | Announces three-year agreement with 990 AM Texas Talk Radio to cover all home and road matches on English language radio and the signing midfielder Ronnie O'Brien to multi-year contract |

2004 SEASON

| DATE | TRANSACTION | | |
|---------|--|---------|--|
| Jan. 16 | Trades defender Shavar Thomas, the fourth overall pick in the 2004 MLS SuperDraft and a conditional second round pick in 2005 SuperDraft to Kansas City in exchange for defender Carey Talley, midfielder Eric Quill and the seventh overall selection in the 2004 SuperDraft. Also acquired midfielder Ramon Nunez, defender Clarence Goodson, midfielder Ty Maurin, midfielder David Wagenfuhr and defender Edwin Miranda in the 2004 MLS SuperDraft | Nov. 11 | Announces partnership with Chamber Classic Soccer Alliance on nine-year agreement which will provide the Boys Classic League the opportunity to host their matches at the Frisco Soccer & Entertainment Center |
| Feb. 3 | Steve Morrow and Brian Haynes named as assistant coaches | Nov. 12 | MLS awards 2005 MLS Cup to Frisco Soccer & Entertainment Center |
| Feb. 5 | Acquires defender Cory Gibbs and trades midfielder Joselito Vaca to from MetroStars in exchange for future considerations (future | Nov. 15 | Midfielder Ronnie O'Brien named to 2004 MLS Best XI |
| | | Nov. 17 | Trades forward Jason Kreis to Real Salt Lake for future considerations (four round pick in 2006 MLS SuperDraft) |
| | | Nov. 19 | Defender Matt Behncke selected by Real Salt Lake in the 2004 MLS Expansion Draft |

TRANSACTIONS

2003 SEASON

| DATE | TRANSACTION |
|----------|--|
| Jan. 8 | Head coach Mike Jeffries signs a two-year contract |
| Jan. 14 | Dallas Burn announce it will play the 2003 season at Dragon Stadium in Southlake, TX |
| Jan. 17 | Acquires midfielder Brad Davis from MetroStars in exchange for NY/NJ's first round pick in the 2003 MLS SuperDraft. Also drafts defender Shavar Thomas after acquiring first-round pick from Los Angeles Galaxy in exchange for selections in the second-round and sixth-round, forward Jason Thompson, goalkeeper David Comfort, forward Mike Tranchilla, midfielder Michael Mariscalco and forward Andy Rosenband in 2003 MLS SuperDraft. Dallas Burn trades fourth-round pick to Chicago Fire in exchange for a third-round selection in the 2004 MLS SuperDraft. |
| Feb. 24 | Trades defender Lee Morrison to Kansas City in exchange for conditional pick in 2005 MLS SuperDraft |
| March 4 | Signs goalkeeper Jeff Cassar |
| March 12 | Waives goalkeeper David Comfort, midfielder Michael Mariscalco and forward Mike Tranchilla |
| April 2 | Announces partnership with Frisco ISD, the City of Frisco, Colin County and Hunt Sports LLC to build \$65 million soccer-specific stadium and soccer complex in Frisco, TX |
| April 10 | Signs defender Philip Salyer |
| June 10 | Signs forward Toni Nhleko and waives midfielder Carl Bussey |
| July 11 | Acquires defender Ezra Hendrickson, midfielder/forward Gavin Ginton and first round pick in 2004 SuperDraft from Los Angeles in exchange for defender Ryan Suarez, defender Paul Broome and midfielder Antonio Martinez and the #11 pick (originally a conditional selection) |
| July 29 | Announces the resignation of President and General Manager Andy Swift, effective at the end of the season |
| Aug. 11 | Signs midfielder Mandi Urbas as a Discovery Player |
| Aug. 19 | Acquires forward Ali Curtis, a 2004 first round draft pick and a 2004 sixth round draft pick from D.C. United in exchange for forward Ronald Cerritos |
| Aug. 20 | Acquires defender Brian Dunseth from Columbus Crew for conditional pick in 2004 SuperDraft |
| Aug. 25 | Waives forward Andy Rosenband |

| | |
|----------|--|
| Sept. 15 | Head coach Mike Jeffries has been relieved of his duties as head coach and Colin Clarke has been named interim head coach |
| Sept. 19 | Greg Elliott named President and General Manager |
| Nov. 13 | Dallas Burn announces it will return to the Cotton Bowl for the 2004 season |
| Nov. 18 | Dallas trades first round pick to D.C. United in exchange for an allocation. The trade was engineered by Major League Soccer to ensure that top draft pick Freddy Adu could play for his hometown club |
| Nov. 25 | Places midfielder Mandi Urbas on waivers |
| Dec. 3 | Acquires defender Steve Jolley from the MetroStars in exchange for defender Tenywa Bonseu and a third round pick in the 2004 MLS SuperDraft |
| Dec. 4 | Colin Clarke named third head coach in club history |
| Dec. 16 | Acquires goalkeeper Scott Garlick from Colorado for second round pick in 2005 SuperDraft |

2002 SEASON

| DATE | TRANSACTION |
|---------|---|
| Jan. 11 | Acquires the first overall selection in the 2002 MLS SuperDraft, midfielder Josh Keller and goalkeeper Jeff Cassar in the MLS Allocation/ Dispersal Draft |
| Jan. 15 | Acquires defender Tenywa Bonseu and a fourth round selection in the 2002 MLS SuperDraft from Columbus Crew in exchange for a second round pick. Burn also trade forward Aleksey Korol and midfielder Miguel Saavedra to Chicago Fire in exchange for a sixth round pick in the 2002 MLS SuperDraft and a conditional pick in the 2003 MLS SuperDraft |
| Jan. 22 | Trades defender Eric Dade to Kansas City for a fifth round pick in the 2002 MLS SuperDraft |
| Feb. 4 | Dallas Burn waives midfielder Justin Evans and midfielder Josh Keller announces retirement |
| Feb. 8 | Trades forward Ariel Graziani and salary cap relief to San Jose in exchange for forward Ronald Cerritos and a second round pick in the 2002 MLS SuperDraft |
| Feb. 10 | Acquires defender Chris Gbandi, midfielder Carl Bussey, defender Lee Morrison, midfielder Jordan Stone, midfielder Matt Behncke, midfielder Adauto Neto, defender Jeremie Piette and midfielder Ricardo Villar in the 2002 MLS SuperDraft. Dallas Burn acquired the No. 9 No. 12 first-round picks from San Jose Earthquakes in exchange for the Burn's No. 6 |

TRANSACTIONS

| | |
|----------|---|
| Feb. 11 | first-round selection in the 2002 SuperDraft. Signs defender Steve Morrow |
| March 4 | Acquires midfielder Winston Griffiths in MLS lottery |
| March 12 | Acquires forward Ali Curtis in Waiver Draft and trades Curtis to D.C. United for a third round pick in the 2003 MLS SuperDraft |
| March 13 | Trades midfielder Winston Griffiths and first round pick in 2003 MLS SuperDraft to MetroStars in exchange for goalkeeper D.J. Countess and a second round pick in the 2003 MLS SuperDraft |
| March 15 | Midfielder Jorge Rodriguez receives green card and Dallas Burn waives goalkeeper Jeff Cassar |
| May 18 | Acquires Chicago Fire's first round selection in the 2003 MLS SuperDraft in exchange for an undisclosed amount of salary relief and a third round pick |
| May 21 | Signs midfielder Matt Behncke and waives midfielder Josue Mayard |
| June 17 | Defender Richard Farrer announces retirement |
| June 24 | Signs midfielder/defender Percy Olivares as a Discovery player |
| July 12 | Signs midfielder Ronnie O'Brien as a Discovery player and waives forward Hamisi Amani-Dove |
| Aug. 6 | Signs goalkeeper Scott Vallow from the Rochester Rhinos |
| Nov. 5 | Waives midfielder Percy Olivares |

2001 SEASON

| DATE | TRANSACTION |
|----------|---|
| Jan. 4 | Trades midfielder Sergi Daniv to Chicago for defender Lubos Kubik |
| Jan. 23 | Mike Jeffries named second second head coach in club history and the Burn acquire a fifth-round pick from Kansas City Wizards in exchange for defender Eric Dade |
| Feb. 5 | Acquires midfielder Joselito Vaca, defender Ryan Suarez, forward Eddie Johnson, defender Josue Mayard, goalkeeper Adam Zapala, midfielder Gary DePalma, midfielder Miguel Saavedra and midfielder Roberto Najarro in MLS SuperDraft |
| Feb. 16 | Waives defender Steve Bernal and midfielder Gary DePalma |
| March 7 | Defender Brandon Pollard announces retirement |
| March 16 | Colin Clarke and Brian Haynes named as assistant coaches |
| March 21 | Acquires midfielder Miles Joseph from Columbus in exchange for Dallas' conditional fourth round pick in the 2002 SuperDraft |

| | |
|----------|---|
| March 26 | Waives midfielder Roberto Najarro, midfielder Angel Rivillo and forward Esmundo Rodriguez |
| March 27 | Acquires goalkeeper Chris Snitko from Chicago Fire in exchange for Dallas' third round selection in the 2003 SuperDraft |
| March 27 | Waives goalkeeper Adam Zapala |
| April 9 | Armando Pelaez named as an assistant coach |
| May 10 | Trades midfielder Lazo Alavanja to Miami Fusion in exchange for Miami's second round draft pick in the 2002 and 2003 SuperDraft |
| May 17 | Acquires midfielder John DeBrito off waivers |
| June 30 | Acquires midfielder Justin Evans from Chicago for future considerations and waives midfielder John DeBrito |
| July 13 | Calls up goalkeeper Cole Burgman from the Nashville Metros (A-League) |
| Aug. 2 | Calls up goalkeeper Adam Throop from the Connecticut Wolves (A-League) |
| Aug. 6 | Calls up goalkeeper Eric Pogue from the Connecticut Wolves (A-League) |
| Aug. 13 | Calls up goalkeeper Matt Napoleon from the Portland Timbers (A-League) |
| Aug. 23 | Calls up goalkeeper Randy Dedini from the Pittsburgh Riverhounds |
| Aug. 24 | Acquires forward Hamisi Amani-Dove and waives midfielder Ted Eck |
| Sept. 6 | Calls up goalkeeper Dan Popik from the Milwaukee Rampage (A-League) |
| Sept. 11 | Calls up goalkeeper Jon Busch from the Hershey Wildcats (A-League) |
| Nov. 16 | Waives midfielder Miles Joseph and goalkeeper Chris Snitko |
| Nov. 26 | Defender Lubos Kubik announces retirement |

2000 SEASON

| DATE | TRANSACTION |
|---------|---|
| Jan. 13 | Completed trade that brought Ariel Graziani to Dallas for Leonel Alvarez by giving New England the Burn's first round pick in the 2000 MLS Draft |
| Feb. 2 | Dr. T.O. Souryal is named Dallas Burn Medical Director, Josh Bernstein is named Head Athletic Trainer, Jeff Davis is named Assistant Athletic Trainer and Bob King is named the Strength and Conditioning Coach |
| Feb. 6 | Trades forward Dante Washington to Columbus in exchange for the Crew's first round pick (third overall) in the 2000 MLS Draft. Pick is traded to Colorado Rapids for its first round pick (fifth overall) in the 2000 draft and their first round pick in the 2001 draft. Dallas Burn also acquires forward Aleksey Korol after acquiring first-round pick and a first-round selection in |

TRANSACTIONS

the 2001 MLS SuperDraft from Colorado Rapids in exchange for the third overall pick in the 2000 SuperDraft, midfielder Antonio Martinez, defender Steve Bernal, midfielder Brian Piesner, defender Seth Marks and midfielder Angel Rivillo in the MLS Draft

- Feb. 23 Waives midfielder Brian Piesner and selects midfielder Alejandro Rincon in MLS waiver draft
- Feb. 28 President and General Manager Billy Hicks departs from Dallas Burn for position with XFL
- Feb. 29 Places goalkeeper Mark Dodd on injured reserve after right hand surgery to repair three damaged ligaments
- March 17 Signs defender Ricardo Iribarren as a Discovery Player
- March 20 Waives midfielder Alejandro Rincon
- March 30 Places midfielder Brian Haynes on injured reserve after right knee surgery to repair torn cartilage
- March 31 Waives midfielder Kirk Wilson
- April 18 Activates Brian Haynes from injured reserve
- April 19 Andy Swift named president and General Manager of Dallas Burn and John Alper is promoted to Senior Vice President
- May 22 Places midfielder Mark Santel on injured reserve with right ankle laceration and sprain
- June 7 Acquires midfielder/forward Esmundo Rodriguez from San Jose Earthquakes in exchange for the Earthquakes' third round pick in the 2001 MLS Draft
- June 15 Midfielder Brian Haynes retires and FC Dallas signs midfielder/forward Michael Burke
- June 30 Waives midfielder/forward Michael Burke
- Aug. 7 Places defender Ricardo Iribarren on injured reserve with fractured rib
- Aug. 21 Activates defender Ricardo Iribarren from injured reserve
- Aug. 25 Signs defender Steve Bernal
- Oct. 20 Head coach Dave Dir is relieved of his duties
- Nov. 1 Announces the retirement of goalkeeper Mark Dodd and waives defender Ricardo Iribarren and goalkeeper Johann Noetzel
- Dec. 4 Trades midfielder Mark Santel to Kansas City for the Wizards' third round pick in the 2001 MLS Draft

1999 SEASON

| DATE | TRANSACTION |
|----------|---|
| Jan. 15 | Trades defender Brian Bates to D.C. United for United's third round 1999 Supplemental pick |
| Feb. 7 | Trades Project-40 player Dema Kovalenko to Chicago Fire for the Fire's fourth and 12th overall picks in the 1999 College Draft. Also acquired midfielder Lazo Alavanja, forward Bobby Rhine, midfielder Paul Broome, defender Darren Warham, defender Andrew Parrish and forward Aaron Lewis in the college draft and midfielder Kirk Wilson and forward Gabe Jones in the Supplemental Draft |
| Feb. 26 | Waives midfielder Jorge Flores |
| March 12 | Places forward Dante Washington on 15-day injured reserve (right hamstring strain) |
| March 15 | Places goalkeeper Mark Dodd on 60-day injured reserve (left knee tendonitis) |
| March 23 | Places midfielders Mark Santel (right knee surgery) and Chad Deering (right knee MCL sprain) on injured reserve |
| March 24 | Signs midfielder Sergi Daniv as Project-40 player |
| April 1 | Waives defender Andy Parrish and forward Gabe Jones |
| April 9 | Activates forward Dante Washington from injured reserve |
| April 16 | Activates goalkeeper Mark Dodd and midfielder Mark Santel from injured reserve |
| April 20 | Signs forward John Jairo Trellez and waives forward Mickey Trotman |
| May 3 | Activates midfielder Chad Deering from injured reserve |
| June 27 | Places forward Dante Washington on injured reserve (right knee MCL tear) |
| Aug. 11 | Signs goalkeeper Scott Vallow as Project-40 player |
| Aug. 13 | Trades midfielder Leonel Alvarez and future considerations to New England Revolution for forward Ariel Graziani |
| Aug. 16 | Activates forward Dante Washington from injured reserve |

TRANSACTIONS**1998 SEASON**

| DATE | TRANSACTION |
|----------|--|
| Jan. 9 | Acquires midfielder Leonel Alvarez as allocated player |
| March 1 | Waives defender Chris Fox and forwards Matt Caution and Ernest Inneh |
| March 9 | Places goalkeeper Mark Dodd on injured reserve (fractured 4th metacarpal – right hand) |
| March 11 | Signs forward Mickey Trotman as Discovery Player |
| March 19 | Trades defender Zak Ibsen to Chicago for conditional 1999 College Draft pick |
| April 15 | Places midfielder Alain Sutter on injured reserve (grade 2 sprain – right hip capsule) |
| May 4 | Activates goalkeeper Mark Dodd from injured reserve |
| May 11 | Waives midfielder/forward Darren Sawatzky |
| May 22 | Places midfielder Jorge Flores on injured reserve (stress fracture – left foot) |
| June 1 | Places defender Eric Dade on injured reserve (sprained ACL and MCL – left knee) |
| June 2 | Calls up defender Zion Renfurm from the New Orleans Storm |
| June 20 | Calls up defenders Andrew Restrepo and Chris Brown from the New Orleans Storm |
| June 22 | Places forward Dante Washington on injured reserve (grade 2 sprain – right ankle) |
| June 29 | Activates midfielder Jorge Flores from injured reserve |
| July 2 | Signs midfielder Chad Deering |
| July 3 | Places forward Damian on injured reserve (sprained MCL – left knee) |
| July 6 | Activates forward Dante Washington and defender Eric Dade from injured reserve |
| July 9 | Places midfielder Gerell Elliott on injured reserve (right groin strain) |
| July 14 | Trades defender Tom Soehn to Chicago for defender Brian Bates |
| Aug. 15 | Trades forward Damian to New England for midfielder Oscar Pareja |
| Aug. 18 | Activates Gerell Elliott from injured reserve |
| Aug. 31 | Places midfielder Mark Santel on injured reserve (fractured right fibula) |
| Oct. 30 | Waives forward Juan Sastoque and goalkeeper Garth Lagerwey |

1997 SEASON

| DATE | TRANSACTION |
|----------|--|
| Jan. 22 | Acquires midfielder Daniel Peinado as allocated player |
| Jan. 31 | Acquires forward Peter Hattrup from Tampa Bay Mutiny in exchange for a first round draft pick in the 1997 College Draft |
| Feb. 1 | Selects midfielder Temoc Suarez in first round (sixth pick overall) of the 997 College Draft |
| Feb. 2 | Trades defender Lawrence Lozzano and second round pick in Supplemental Draft to San Jose for the Clash's First and Second picks in the Supplemental Draft. Also acquired defender Wade Webber, forward Dan Stebbins, defender Joey Martinez and forwards Eric Stempinski in the Supplemental Draft and defender Alan Branigan in College Draft |
| Feb. 7 | Signs defender Eric Dade as a Discovery Player |
| March 9 | Places forward Eric Stempinski on waivers |
| March 16 | Places defender Alan Branigan on waivers |
| March 19 | Acquires midfielder Jorge Rodriguez as allocated player |
| April 21 | Acquires midfielder Alain Sutter as allocated player |
| April 28 | Acquires forward Damian Alvarez as allocated player |
| June 4 | Waives midfielder/defender Rene Ortiz |
| June 18 | Waives forward Peter Hattrup |
| July 10 | Midfielder Diego Soñora left team for Argentina |
| July 31 | Waives forward Dan Stebbins |
| Nov. 6 | Loses goalkeeper Jeff Cassar, defender Joey Martinez and defender Wade Webber in the Expansion Draft |

TRANSACTIONS

1996 SEASON

| DATE | TRANSACTION |
|----------|---|
| Jan. 22 | Acquires midfielder Mark Santel as allocated player |
| Jan. 24 | Acquires forward Washington Rodriguez as allocated player |
| Jan. 30 | Names Carlos "Cacho" Cordoba as an assistant coach |
| Feb. 5 | Acquires midfielder Leonel Alvarez as an allocated player |
| Feb. 6-7 | Selects 16 players in first-ever MLS Draft, including midfielder Ted Eck in the first round |
| March 3 | Places defender Tom Soehn on injured reserve list with torn anterior cruciate in his knee |
| March 4 | Adds six players to roster through the supplemental and college drafts |
| March 5 | Opens first preseason training camp at Greenhill School in Addison, Texas |
| March 11 | Names Dr. David Upton as the strength and conditioning coach |
| April 2 | Acquires midfielder Diego Soñora as an allocated player |
| April 14 | Records its first club victory after defeating the San Jose Clash 1-0 in the penalty shootout in its inaugural season home opener before 27,779 fans |
| April 16 | Places forward Steve Keller, midfielder Gabriel Gentile and midfielder/defender Rene Ortiz on waivers |
| April 18 | Forward Jason Kreis scores the first goal in team history in a 3-0 win over Kansas City |
| June 4 | Adds midfielder Rene Ortiz to roster after MLS expanded rosters to 20 players |
| June 26 | Makes its first player trade in team history sending midfielder John Kerr to the New England Revolution for defender Zak Ibsen |
| Aug. 9 | Sells midfielder Washington Rodríguez to F.C. Liverpool in Uruguay. The Burn then traded its available allocation spot to the Columbus Crew for forward Dante Washington and Columbus' first-round pick in the 1997 MLS draft |
| Aug. 25 | Clinches its first playoff berth in team history by defeating Los Angeles 3-2 |
| Sept. 26 | Plays in its first playoff game, falling at Kansas City, 3-2 |
| Sept. 29 | Records its first playoff win after defeating Kansas City, 2-1 |
| Nov. 7 | Waives midfielder Chad Ashton, forward Jimmy Glenn and defender Ed Puskarich |
| Dec. 9 | Names John Beck Vice-President of Sales and Marketing and Paul Mott Vice-President of Operations |

1995 SEASON

| DATE | TRANSACTION |
|----------|---|
| June 6 | Dallas joins Major League Soccer as one of ten charter members with Hugo Sanchez being the first player allocated to the team |
| Sept. 19 | Billy Hicks named President/General Manager of the Burn |
| Nov. 27 | Dave Dir named the first head coach in team history |

MLS SUPERDRAFT

2024 SUPERDRAFT

| RD - # | PLAYER | POS | COLLEGE |
|--------|------------------|-----|--------------|
| 1 - 3* | Logan Farrington | F | Oregon State |
| 2 - 44 | Turner Humphrey | D | Oregon State |
| 3 - 73 | Westergren | D | SMU |

* Traded the 15th overall pick alongside \$300,000 in General Allocation Money (\$250,000 in 2024 GAM; \$50,000 in 2025 GAM) with Inter Miami CF.

2023 SUPERDRAFT

| RD - # | PLAYER | POS | COLLEGE |
|--------|------------------|-----|--------------------|
| 1 - 24 | Hebert Endeley | F | Indiana University |
| 2 - 53 | Ryan Wittenbrink | F | Indiana University |
| 3 - 82 | Kameron Lacey | F | UNC – Charlotte |

2022 SUPERDRAFT

| RD - # | PLAYER | POS | COLLEGE |
|---------|------------------|-----|------------------------|
| 1 - 3* | Isaiah Parker | F | Saint Louis University |
| 1 - 6 | Lucas Bartlett | D | St. John's University |
| 1 - 28^ | Tsiki Ntsabeleng | M | Oregon State |
| 3 - 62 | Alec Smir | GK | UNC – Chapel Hill |
| 3 - 66# | Chase Niece | D | Saint Louis University |
| 3 - 87! | Holland Rula | D | Wake Forest |

* FC Dallas acquired pick from Toronto FC and Dom Dwyer via a trade on 1/10/22 in exchange for \$50,000 GAM.

^ FC Dallas acquired pick from New York City FC via trade on 1/11/22 in exchange for \$50,000 GAM.

FC Dallas acquired pick from Los Angeles FC via trade on 3/09/21 in exchange for Cal Jennings.

! Dallas acquired 4th round compensatory pick from Minnesota United FC in exchange for Callum Montgomery.

2021 SUPERDRAFT

| RD - # | PLAYER | POS | COLLEGE |
|---------|----------------------|-----|---------------------|
| 1 - 15* | Nicky Hernandez | M | SMU |
| 2 - 48 | Colin Shutler | GK | Virginia |
| 3 - 75 | Thibaut Jacquell | F | Campbell University |
| 3 - 76^ | Mark Salas | D | UNC – Chapel Hill |
| 3 - 79# | Giovanni Montesdeoca | F | UNC – Chapel Hill |

* FC Dallas acquired pick from Colorado Rapids via trade on 1/13/21 in exchange for Michael Barrios and 21st overall pick.

^ FC Dallas acquired pick from Orlando City SC via trade on 2/27/20.

FC Dallas acquired pick from Minnesota United via trade on 1/21/20 in exchange for Jacori Hayes.

2020 SUPERDRAFT

| RD - # | PLAYER | POS | COLLEGE |
|---------|--------------------|-----|--------------------|
| 1 - 14 | Nkosi Burgess | D | Seattle University |
| 1 - 17* | Cal Jennings | F | UCF |
| 2 - 40 | Manuel Ferriol | M | James Madison |
| 3 - 66 | Derek Waldeck | M | Stanford |
| 4 - 79^ | Anders Engebretsen | F | Saint Mary's |
| 4 - 92 | Aidan Megally | M | Loyola |

* FC Dallas acquired pick from D.C. United via a trade on 5/3/19

(\$100K of GAM).

^ FC Dallas acquired Inter Miami CF's natural fourth round pick (No. 79 overall) in the 2020 MLS SuperDraft in exchange for the College Protected List Rights to Dylan Castanheira on 1/7/20.

2019 SUPERDRAFT

| RD - # | PLAYER | POS | COLLEGE |
|---------|-------------------|-----|-------------------|
| 1 - 4* | Callum Montgomery | D | UNC – Charlotte |
| 1 - 10^ | John Nelson | D | UNC – Chapel Hill |
| 3 - 63 | Eduvie Ikoba | F | Dartmouth |
| 4 - 87 | Sam Ebstein | F | California |
| 4 - 88# | Dylan Castanheira | GK | Columbia |

* FC Dallas acquired pick from Colorado Rapids via a trade on 7/23/18.

^ FC Dallas acquired pick from Montreal Impact and \$75,000 Targeted Allocation Money via a trade on 12/9/18 in exchange for Maxi Urruti.

FC Dallas acquired pick from LAFC via a trade on 3/21/18 in exchange for the MLS Rights to Shaft Brewer Jr.

2018 SUPERDRAFT

| RD - # | PLAYER | POS | COLLEGE |
|---------|------------------|-----|--------------|
| 1 - 4* | Francis Atuahene | F | Michigan |
| 1 - 11 | Ema Twumasi | F | Wake Forest |
| 2 - 29^ | Mauro Cichero | F | SMU |
| 2 - 34 | Chris Lema | M | Georgetown |
| 3 - 57 | Amer Sasivarevic | M | Grand Canyon |
| 4 - 80 | Noah Franke | D | Creighton |

* FC Dallas acquired pick from Montreal via a trade on 1/19/18 (\$200K of GAM).

^ FC Dallas acquired "conditional third-round pick" from Orlando via a trade on 8/3/16. Conditions met: 3rd round pick becomes 2nd round pick.

2017 SUPERDRAFT

| RD - # | PLAYER | POS | COLLEGE |
|---------|-------------------|-----|------------------|
| 1 - 18 | Jacori Hayes | M | Wake Forest |
| 2 - 37* | Walker Hume | D | UNC |
| 2 - 40 | Adonijah Reid | F | - |
| 3 - 53^ | Austin Ledbetter | D | SIU Edwardsville |
| 3 - 59* | Dakota Barnathan | M | VCU |
| 3 - 62 | Wuilito Fernandes | F | UMass Lowell |
| 4 - 84 | Marco Carrizales | M | Furman |

* FC Dallas acquired second-round and third-round selections in the 2017 SuperDraft from LA Galaxy in exchange for GK Dan Kennedy.

^ FC Dallas acquired a third-round selection in the 2017 SuperDraft from New England Revolution in exchange for D Je-Vaughn Watson.

MLS SUPERDRAFT

2016 SUPERDRAFT

| RD - # | PLAYER | POS | COLLEGE |
|--------|--------------|-----|------------|
| 1 - 17 | Ryan Herman | GK | Washington |
| 2 - 33 | Tim Pitter | M | Creighton |
| 3 - 45 | Colin Bonner | F | UNCW |
| 4 - 78 | Jacob Speed | D | SMU |

* FC Dallas acquired its second-round pick from Colorado via a trade on 01/14/16, Colorado has acquired the pick from Chicago via a trade on 01/14/16, Chicago Fire had acquired the pick from D.C. United via a trade on 01/06/16.

* FC Dallas acquired its third-round pick from NYFCFC via trade on 07/29/14.

2015 SUPERDRAFT

| RD - # | PLAYER | POS | COLLEGE |
|--------|-----------------|-----|---------------|
| 1 - 15 | Otis Earle | D | UC- Riverside |
| 3 - 56 | Will Seymore | D | Oregon State |
| 4 - 76 | Jaineil Hoilett | M | -- |

* On 1/10/14, Colorado acquired this pick and allocation money from FC Dallas in exchange for head coach Óscar Pareja. As part of the deal, FC Dallas also had to buy out the remainder of Pareja's contract with Colorado. Per the trade stipulations, the traded pick is the lower of FC Dallas's two first-round selections.[ref 8] On 9 December 2013, FC Dallas had acquired this pick, originally a conditional second-round selection in the 2015 SuperDraft, and allocation money from Toronto FC in exchange for M Jackson.[ref 9] The pick was upgraded to a first-round pick when Toronto resigned Jackson to a new contract following the 2014 season.

2014 SUPERDRAFT

| RD - # | PLAYER | POS | COLLEGE |
|--------|----------------|-----|--------------------------|
| 1 - 6* | Tesho Akindele | F | Colorado School of Mines |
| 3 - 43 | Nick Walker | D | Fairleigh Dickinson |
| 4 - 62 | Rony Santos | D | -- |

*FC Dallas originally held the fifth overall pick, and initially traded that pick to Montreal in exchange for the Impact's 10th overall selection, a 2014 international roster spot and allocation money. Immediately after making that deal, FC Dallas sent allocation money and the 10th overall selection to Philadelphia to move back up in the draft order to the sixth overall selection where the club snagged Akindele.

2013 SUPERDRAFT

| RD - # | PLAYER | POS | COLLEGE |
|--------|-------------------|-----|---------|
| 1 - 7 | Walker Zimmerman | D | Furman |
| 2 - 20 | Ryan Hollingshead | M | UCLA |

2013 SUPPLEMENTAL DRAFT

| RD - # | PLAYER | POS | COLLEGE |
|--------|---------------|-----|------------|
| 1 - 7 | Cameron Brown | M | UNC |
| 2 - 26 | Kyle Zobeck | GK | Valparaiso |
| 3 - 45 | Cam Wilder | M | Kentucky |
| 4 - 64 | TJ Nelson | D | SMU |

2012 SUPERDRAFT

| RD - # | PLAYER | POS | COLLEGE |
|--------|-------------|-----|---------|
| 1 - 11 | Matt Hedges | D | UNC |

2012 SUPPLEMENTAL DRAFT

| RD - # | PLAYER | POS | COLLEGE |
|--------|--------------|-----|-----------------------|
| 1 - 11 | Alex Lee | D | Maryland |
| 3 - 49 | Walter Hines | F | St. John's University |
| 4 - 68 | Ian Kalis | D | SMU |

2011 SUPERDRAFT

| RD - # | PLAYER | POS | COLLEGE |
|--------|------------------|-----|-----------------|
| 1 - 17 | Bobby Warshaw | M | Stanford |
| 2 - 35 | Charlie Campbell | D | Louisville |
| 3 - 53 | Scott Gordon | D | Lynn University |

2011 SUPPLEMENTAL DRAFT

| RD - # | PLAYER | POS | COLLEGE |
|---------|-----------------|-----|---------------------|
| 1 - 15* | Alexis Pradie | F | Embry-Riddle |
| 1 - 17 | Paul Ogunyemi | D | Schoolcraft College |
| 1 - 18! | Brayan Martinez | M | Seton Hall |
| 2 - 35 | Kekoa Osorio | M | SMU |
| 3 - 53 | Craig Hill | GK | SMU |

*Acquired a conditional draft pick from San Jose on April 28, 2009, which became this selection, in exchange for D Aaron Pitchkolan.
!Acquired this selection and a conditional 2012 MLS SuperDraft selection from Colorado in exchange for D Anthony Wallace on July 30, 2010.

2010 SUPERDRAFT

| RD - # | PLAYER | POS | COLLEGE |
|---------|-----------------|-----|----------------|
| 1 - 5* | Zach Loyd | D/M | North Carolina |
| 2 - 21! | Andrew Wiedeman | F | California |
| 3 - 38 | Jason Yeisley | F | Penn State |
| 3 - 44^ | Eric Alexander | M | Indiana |
| 4 - 54 | Dane Saintus | F | SMU |

* Acquired from Toronto FC on February 24, 2009, in exchange for Adrian Serioux.

! Conditional pick acquired from Toronto FC in exchange for Fuad Abraham on June 13, 2008.

^ Acquired Columbus' 2010 second and third round picks in exchange for Dallas' second and third round picks in 2008 MLS SuperDraft. Dallas' traded the 2010 SuperDraft second round pick to RSL in exchange for D Kyle Davies on 4/28/09. FCD traded its natural second round pick to the Colorado Rapids in exchange for Ugo Ihemelu.

2010 DISCOVERY SELECTIONS

| RD - # | PLAYER | POS | COLLEGE |
|--------|--------------|-----|--------------|
| N/A | Edson Edward | D | Graceland |
| N/A | Sean Kelley | GK | George Mason |

MLS SUPERDRAFT

2009 SUPERDRAFT

| RD - # | PLAYER | POS | COLLEGE |
|---------|----------------|-----|----------------|
| 1 - 5 | Peri Marosevic | F | Michigan |
| 1 - 14* | George John | D | Washington |
| 2 - 29! | Brian Shriver | F | North Carolina |

* Acquired from the San Jose Earthquakes on July 28, 2008, along with partial allocation, in exchange for Arturo Alvarez.

! Acquired in an agreement with RSL for former Dallas GK coach Jeff Cassar in 2007. Notes: FC Dallas traded its 39th overall pick (3rd round) to Toronto FC on 8/8/08, in exchange for Jeff Cunningham. In addition, FCD traded its natural fourth round pick to Kansas City on 7/21/08, in exchange for an international player slot valid only for the remainder of the 2008 season.

2009 DISCOVERY SELECTIONS

| RD - # | PLAYER | POS | COLLEGE |
|--------|-------------|-----|-----------------------|
| N/A | Juan Guerra | M | Florida International |
| N/A | JD Binger | D | Messiah College |

2008 SUPERDRAFT

| RD - # | PLAYER | POS | COLLEGE |
|---------|---------------|-----|------------------|
| 1 - 2* | Brek Shea | M | -- |
| 1 - 8 | Josh Lambo | GK | -- |
| 2 - 19^ | Eric Avila | M | UC-Santa Barbara |
| 4 - 45! | Jamil Roberts | D | UC-Santa Clara |
| 4 - 50 | Ben Nason | M | Virginia Tech |

* Acquired from Toronto FC on Mar. 20, 2007, along with a partial allocation, in exchange for Richard Mulrooney.

^ Acquired from Colorado on 1/12/07, along with the '07 second round pick used to select Andrew Daniels, in exchange for Greg Vanney.

! Acquired from RSL on 1/12/07, in exchange for the 48th overall selection in the 2007 SuperDraft. Note: Dallas traded its 22nd (2nd round) and 31st (3rd round) overall picks to the Columbus in exchange for the Crew's natural 2nd and 3rd round selections in 2010.

2008 SUPPLEMENTAL DRAFT

| RD - # | PLAYER | POS | COLLEGE |
|--------|-----------------|-----|----------|
| 2 - 22 | Yannick Reyring | F | Virginia |
| 3 - 36 | Ben Shuleva | M | SMU |

2007 SUPERDRAFT

| RD - # | PLAYER | POS | COLLEGE |
|---------|------------------|-----|---------------|
| 1 - 9 | Anthony Wallace | D/M | South Florida |
| 2 - 14* | Abdus Ibrahim | F | -- |
| 2 - 18^ | Andrew Daniels | F | Brown |
| 2 - 22 | Ryan Guy | F | San Diego |
| 3 - 28 | Scott Jones | F | NC-Greensboro |
| 4 - 43 | Tommy Krizanovic | F | Jacksonville |

* Acquired from Toronto FC, along with Adrian Serieux, on Nov. 17, 2006 in exchange for Ronnie O'Brien.

^ Acquired from Colorado on Jan. 12, 2007, along with a second round pick in 2008, in exchange for Greg Vanney and a third round pick in 2008.

2007 SUPPLEMENTAL DRAFT

| RD - # | PLAYER | POS | COLLEGE |
|--------|------------------|-----|---------|
| 1 - 9 | Sandy Gbandi Jr. | M | UAB |
| 4 - 45 | Chase Wileman | M | SMU |

2006 SUPERDRAFT

| RD - # | PLAYER | POS | COLLEGE |
|---------|---------------------|-----|-----------------------|
| 1 - 6 | Dax McCarty | M | North Carolina |
| 2 - 15 | Justin Moore | D | Clemson |
| 2 - 18 | Blake Wagner | D/M | -- |
| 2 - 22 | Dominic Odoro | F | Virginia Commonwealth |
| 3 - 30 | Ray Burse Jr. | GK | Ohio State |
| 4 - 42* | Michael Dello-Russo | M | Maryland |
| 4 - 43 | Mike Ambersly | F | Indiana |

* FC Dallas traded its 38th overall selection to Columbus for a third round pick in 2007.

2006 SUPPLEMENTAL DRAFT

| RD - # | PLAYER | POS | COLLEGE |
|--------|-------------------|-----|------------------|
| 1 - 6 | Christopher Joyce | F | Franklin Pierce |
| 1 - 8 | Miguel Guante | D | Portland |
| 2 - 18 | Brad Napper | M/F | Northwestern |
| 3 - 30 | Sean Babcock | M | Portland |
| 4 - 39 | Peter Louis | F | Coastal Carolina |

2005 SUPERDRAFT

| RD - # | PLAYER | POS | COLLEGE |
|--------|------------------|-----|--------------|
| 1 - 6* | Drew Moor | D | Indiana |
| 3 - 27 | Winston Marshall | M | Wright State |
| 3 - 28 | Chris Gomez | GK | Brown |
| 4 - 40 | Julian Nash | F | Creighton |

* FC Dallas traded its 4th overall selection, an allocation and Brad Davis to San Jose for Richard Mulrooney, Arturo Alvarez, the 6th overall pick and the 29th overall pick. Dallas then traded its 12th overall selection to the MetroStars for Cornell Glen. FC Dallas also traded its 29th overall pick to Chicago for Henry Ring and a 2006 second round pick.

MLS SUPERDRAFT

2005 SUPPLEMENTAL DRAFT

| RD - # | PLAYER | POS | COLLEGE |
|--------|------------------|-----|-----------------------|
| 1 - 4 | Kevin Wilson | M | San Diego |
| 2 - 16 | Abe Thompson | F | Maryland |
| 2 - 23 | Aaron Pitchkolan | M | West Virginia |
| 2 - 24 | Drew Cavanagh | D | College of Charleston |
| 3 - 28 | Chris Schwarze | D | San Francisco |
| 4 - 40 | Sammy Tamporello | M | Ohio State |

2004 SUPERDRAFT

| RD - # | PLAYER | POS | COLLEGE |
|--------|------------------|-----|----------------------|
| 1 - 6 | Ramon Nunez | M | SMU |
| 1 - 7* | Clarence Goodson | D | Maryland |
| 3 - 29 | Ty Maurin | M | UCLA |
| 4 - 31 | David Wagenfuhr | M | Creighton |
| 6 - 64 | Edwin Miranda | D | Cal State Northridge |

* Dallas traded its 4th overall selection and Shavar Thomas to Kansas City for the 7th overall pick and D Carey Talley and M Eric Quill.

2003 SUPERDRAFT

| RD - # | PLAYER | POS | COLLEGE |
|---------|--------------------|-----|------------------|
| 1 - 10* | Shavar Thomas | D | Connecticut |
| 2 - 15 | Jason Thompson | F | Eastern Illinois |
| 3 - 21 | David Comfort | GK | Virginia |
| 4 - 34 | Mike Tranchilla | F | Creighton |
| 5 - 45 | Michael Mariscalco | M | Butler |
| 6 - 52 | Andy Rosenband | F | Ohio State |

* Dallas traded its 12th and 55th overall selections to LA for the 10th pick. FCD also traded its fourth selection to the New York Red Bulls for M Brad Davis.

2002 SUPERDRAFT

| RD - # | PLAYER | POS | COLLEGE |
|---------|----------------|-----|-----------------|
| 1 - 1 | Chris Gbandi | D | Connecticut |
| 1 - 9* | Carl Bussey | M | SMU |
| 1 - 12* | Lee Morrison | D | Stanford |
| 2 - 15 | Jordan Stone | M | -- |
| 2 - 18 | Matt Behncke | M | Princeton |
| 4 - 44 | Adauto Neto | M | Univ. of Mobile |
| 5 - 54 | Jeremie Piette | D | West Texas A&M |
| 5 - 55 | Ricardo Villar | M | Penn State |

* Dallas traded its 6th overall selection to San Jose for the 9th and 12th overall picks.

2001 SUPERDRAFT

| RD - # | PLAYER | POS | COLLEGE |
|---------|-----------------|-----|-------------------|
| 1 - 5 | Joselito Vaca | M | -- |
| 1 - 7 | Ryan Suarez | D | San Jose State |
| 2 - 19 | Edward Johnson | F | -- |
| 3 - 25 | Josue Mayard | D | -- |
| 4 - 43 | Adam Zapala | GK | Stanford |
| 5 - 55 | Gary DePalma | M | Virginia Wesleyan |
| 6 - 67 | Miguel Saavedra | M | -- |
| 6 - 71* | Roberto Najarro | M | UAB |

* Dallas traded its 6th round pick in the '02 SuperDraft to Chicago for the Fire's 6th round selection in the '01 SuperDraft.

2000 SUPERDRAFT

| RD - # | PLAYER | POS | COLLEGE |
|--------|------------------|-----|---------------------|
| 1 - 5* | Aleksey Korol | F | Indiana |
| 2 - 22 | Antonio Martinez | M | Cal State Fullerton |
| 3 - 34 | Steve Bernal | D | Creighton |
| 4 - 46 | Brian Piesner | M | Rutgers |
| 5 - 58 | Seth Marks | D | Furman |
| 6 - 70 | Angel Rivillo | M | Creighton |

* Dallas traded Dante Washington to Columbus for the Crew's first-round pick (3rd overall). It traded that pick to Colorado for the Rapids' first-round pick (5th overall) and their first-round pick in the 2001 draft.

1999 SUPPLEMENTAL DRAFT

| RD - # | PLAYER | POS | COLLEGE |
|--------|-------------|-----|--------------|
| 1 - 6 | Kirk Wilson | M | Drake |
| 2 - 18 | Gabe Jones | F | St. Edward's |

1999 COLLEGE DRAFT

| RD - # | PLAYER | POS | COLLEGE |
|---------|----------------|-----|-----------------|
| 1 - 4* | Lazo Alavanja | M | Indiana |
| 1 - 6 | Bobby Rhine | F | Connecticut |
| 1 - 12* | Paul Broome | M | SMU |
| 2 - 24 | Darren Warham | D | Lynn |
| 3 - 30 | Andrew Parrish | D | Indiana |
| 3 - 35 | Aaron Lewis | F | Western Baptist |

* Dallas obtained the 4th and 12th overall picks from Chicago in exchange for the rights to Dema Kovalenko, who had been assigned to Dallas as a Project-40 player.

MLS SUPERDRAFT

1998 COLLEGE DRAFT

| RD - # | PLAYER | POS | COLLEGE |
|--------|---------------|-----|-----------------|
| 1 - 10 | Matt Jordan | GK | Clemson |
| 2 - 20 | Hans Wittusen | D | Brown |
| 3 - 25 | Matt Caution | F | SW Missouri St. |

* The Burn traded its 1999 2nd round college pick for Miami's 1998 3rd round pick. Dallas had traded its 1998 3rd round college pick to Tampa Bay in 1997 for Peter Hattrup.

1998 SUPPLEMENTAL DRAFT

| RD - # | PLAYER | POS | COLLEGE |
|--------|-----------------|-----|----------|
| 1 - 10 | Chris Fox | D | Brown |
| 2 - 20 | Ernest Inneh | F | Brooklyn |
| 3 - 30 | Darren Sawatzky | M/F | Portland |

1997 COLLEGE DRAFT

| RD - # | PLAYER | POS | COLLEGE |
|--------|---------------|-----|----------------|
| 1 - 6 | Temoc Suarez | F | North Carolina |
| 2 - 16 | Alan Branigan | D | Rutgers |

* Dallas traded its 1st round pick in supplemental draft plus a 3rd round pick in college draft to New England for the Revolution's 1st round pick in the supplemental draft.

1997 SUPPLEMENTAL DRAFT

| RD - # | PLAYER | POS | COLLEGE |
|--------|-----------------|-----|--------------|
| 1 - 2 | Wade Webber | D | Portland |
| 1 - 4 | Dan Stebbins | F | Notre Dame |
| 2 - 20 | Joey Martinez | D | --- |
| 3 - 26 | Eric Stempinski | F | UW-Milwaukee |

1996 DRAFT

| RD - # | PLAYER | POS | COLLEGE |
|----------|------------------|-----|----------------|
| 1 - 3 | Ted Eck | F | W. Illinois |
| 2 - 13 | Tom Soehn | D | W. Illinois |
| 3 - 23 | Lawrence Lozzano | D | --- |
| 4 - 33 | Brian Haynes | M | Erskine |
| 5 - 43 | Jason Kreis | M | Duke |
| 6 - 53 | Mark Dodd | GK | Duke |
| 7 - 63 | Rene Ortiz | D | --- |
| 8 - 73 | Gerell Elliot | F | Fresno St. |
| 9 - 83 | John Kerr, Jr. | M | Duke |
| 10 - 93 | Jim McGeough | D | Farmingdale JC |
| 11 - 103 | Jorge Flores | M | --- |
| 12 - 113 | Richard Farrer | D | New Mexico |
| 13 - 123 | Jimmy Glenn | F | Clemson |
| 14 - 133 | Steve Keller | M | Indiana |
| 15 - 143 | Ed Puskarich | D | SMU |
| 16 - 153 | Gabriel Gentile | M | North Texas |

1996 SUPPLEMENTAL DRAFT

| RD - # | PLAYER | POS | COLLEGE |
|--------|-------------|------------|----------------|
| 2 - 14 | Vagner | Defender | --- |
| 2 - 18 | Chad Ashton | M | North Carolina |
| 3 - 28 | Jon Walker | Goalkeeper | Louisville |

* Note: Dallas traded its first round pick to NY/NJ for MetroStars' 1st round pick in college draft.

1996 COLLEGE DRAFT

| RD - # | PLAYER | POS | COLLEGE |
|--------|-----------------|------------|----------------|
| 1 - 3 | Brandon Pollard | Defender | Virginia |
| 1 - 8 | Jeff Cassar | Goalkeeper | Florida Int'l |
| 3 - 28 | Brandon Cavitt | Midfielder | Sacramento St. |

* Note: Dallas traded its second round selection to Tampa Bay for the Mutiny's 2nd round pick in supplemental draft.

PLAYER ALLOCATIONS

1996 ALLOCATIONS

| PLAYER | DATE | COUNTRY |
|----------------------|------------------|---------------|
| Hugo Sanchez | October 17, 1995 | Mexico |
| Mark Santel | January 22, 1996 | United States |
| Washington Rodriguez | January 24, 1996 | Uruguay |
| Leonel Alvarez | February 5, 1996 | Colombia |
| Diego Soñora | April 2, 1996 | Argentina |

1997 ALLOCATIONS

| PLAYER | DATE | COUNTRY |
|-----------------|------------------|-------------|
| Daniel Peinado | January 22, 1997 | Argentina |
| Jorge Rodriguez | March 19, 1997 | El Salvador |
| Alain Sutter | April 21, 1997 | Switzerland |
| Damian Alvarez | April 28, 1997 | Mexico |

1998 ALLOCATIONS

| PLAYER | DATE | COUNTRY |
|----------------|-----------------|---------------|
| Leonel Alvarez | January 9, 1998 | Colombia |
| Chad Deering | July 2, 1998 | United States |

2004 ALLOCATION

| PLAYER | DATE | COUNTRY |
|------------|------------------|---------------|
| Cory Gibbs | February 5, 2004 | United States |

2014 ALLOCATION

| PLAYER | DATE | COUNTRY |
|-----------|--------------|---------------|
| Cobi Span | Jan. 9, 2014 | United States |

YEAR-BY-YEAR RECORDS

| | MLS | OC | LC | CCL | F | PO | ALL |
|---------------|--------------------|-----|--------------|-----|----|-------|----------|
| 1996 | 17-15-0 | | | | | | |
| 1997 | 16-16-0 | | | | | | |
| 1998 | 15-17-0 | | | | | | |
| 1999 | 19-13-0 | | | | | | |
| 2000 | 14-14-4 | | | | | | |
| 2001 | 10-11-5 | | | | | | |
| 2002 | 12-9-7 | | | | | | |
| 2003 | 6-19-5 | | | | | | |
| 2004 | 10-14-6 | | | | | | |
| 2005 | 13-10-9 | | | | | | |
| 2006 | 16-12-4 | | | | | | |
| 2007 | 13-12-5 | | | | | | |
| 2008 | 8-10-12 | | | | | | |
| 2009 | 11-13-6 | | | | | | |
| 2010 | 14-4-12 | | | | | | |
| 2011 | 15-12-7 | | | | | | |
| 2012 | 9-13-12 | | | | | | |
| 2013 | 11-12-11 | | | | | | |
| 2014 | 16-12-6 | | | | | | |
| 2015 | 18-10-6 | | | | | | |
| 2016 | 17-8-9 | | | | | | |
| 2017 | 11-10-13 | | | | | | |
| 2018 | 16-9-9 | | | | | | |
| 2019 | 13-12-9 | | | | | | |
| 2020 | 9-6-7 | | | | | | |
| 2021 | 7-15-12 | | | | | | |
| 2022 | 14-9-11 | | | | | | |
| 2023 | 11-10-13 | 0-1 | 2-0-2 | -- | -- | 1-2-0 | 14-13-15 |
| TOTALS | 359-327-202 | | 2-0-2 | | | | |

MLS = Regular Season
 OC = Open Cup
 LC = Leagues Cup
 CCL = Concaf Champions League
 F = Friendly
 PO = MLS Playoffs
 ALL = Combined

MLS RECORDS

| | MLS | PTS | OT | SHO | GF | GA | FINISH | PLAYOFF RESULT |
|---------------|--------------------|---------------|---------------|--------------|--------------|---------------|---------|----------------------|
| 1996 | 17-15-0 | 41 | 0-0-0 | 5-3 | 50 | 48 | West 2 | West Semifinals |
| 1997 | 16-16-0 | 42 | 0-0-0 | 3-2 | 55 | 49 | West 3 | West Finals |
| 1998 | 15-17-0 | 37 | 0-0-0 | 4-2 | 43 | 59 | West 4 | West Semifinals |
| 1999 | 19-13-0 | 51 | 0-0-0 | 3-6 | 54 | 35 | West 2 | West Finals |
| 2000 | 14-14-4 | 46 | 0-0-4 | 0-0 | 54 | 54 | Cent 3 | Quarterfinals |
| 2001 | 10-11-5 | 35 | 2-1-5 | 0-0 | 48 | 47 | Cent 3 | Quarterfinals |
| 2002 | 12-9-7 | 43 | 3-0-7 | 0-0 | 44 | 43 | West 3 | Quarterfinals |
| 2003 | 6-19-5 | 23 | 0-1-5 | - | 35 | 64 | West 5 | Did not qualify |
| 2004 | 10-14-6 | 36 | - | - | 34 | 45 | West 5 | Did not qualify |
| 2005 | 13-10-9 | 48 | - | - | 52 | 44 | West 2 | Quarterfinals |
| 2006 | 16-12-4 | | 52 | - | - | 48 | 44 | West 1 Quarterfinals |
| 2007 | 13-12-5 | 44 | - | - | 37 | 44 | West 3 | Quarterfinals |
| 2008 | 8-10-12 | 36 | - | - | 45 | 41 | West 5 | Did not qualify |
| 2009 | 11-13-6 | 39 | - | - | 50 | 47 | West 7 | Did not qualify |
| 2010 | 14-4-12 | 50 | - | - | 42 | 28 | West 3 | MLS Cup Runner-up |
| 2011 | 15-12-7 | 52 | - | - | 42 | 39 | West 4 | Wild Card |
| 2012 | 9-13-12 | 39 | - | - | 42 | 47 | West 6 | Did not qualify |
| 2013 | 11-12-11 | 44 | - | - | 48 | 52 | West 8 | Did not qualify |
| 2014 | 16-12-6 | 54 | - | - | 55 | 45 | West 4 | Quarterfinals |
| 2015 | 18-10-6 | 60 | - | - | 52 | 39 | West 1 | Semifinals |
| 2016 | 17-8-9 | 60 | - | - | 50 | 40 | West 1 | Quarterfinals |
| 2017 | 11-10-13 | 46 | - | - | 48 | 48 | West 6 | Did not qualify |
| 2018 | 16-9-9 | 57 | - | - | 52 | 44 | West 3 | Wild Card |
| 2019 | 13-12-9 | 48 | - | - | 54 | 46 | West 7 | Wild Card |
| 2020 | 9-6-7 | 34 | - | - | 28 | 24 | West 6 | Quarterfinals |
| 2021 | 7-15-12 | 33 | - | - | 47 | 56 | West 11 | Did not qualify |
| 2022 | 14-9-11 | 53 | - | - | 48 | 37 | West 3 | Quarterfinals |
| 2023 | 11-10-13 | 46 | - | - | 41 | 37 | West 7 | First Round |
| TOTALS | 359-327-202 | 1,2796 | 5-2-21 | 15-13 | 1,257 | 1,1254 | | |

REGULAR SEASON RECORDS

| TEAM | GP | W-L-T | OT | SHO | GF | GA |
|------------------------|------------|--------------------|---------------|--------------|-------------|-------------|
| Atlanta United FC | 5 | 2-2-1 | 0-0-0 | 0-0 | 7 | 9 |
| Austin FC | 8 | 5-1-2 | 0-0-0 | 0-0 | 14 | 10 |
| Charlotte FC | 0 | 0-0-0 | 0-0-0 | 0-0 | 0 | 0 |
| Chicago Fire FC | 44 | 22-17-5 | 1-1-1 | 2-1 | 77 | 69 |
| Chivas USA | 28 | 13-6-9 | 0-0-0 | 0-0 | 38 | 30 |
| Colorado Rapids | 82 | 35-28-19 | 0-0-1 | 2-1 | 122 | 103 |
| Columbus Crew | 50 | 17-20-13 | 1-0-4 | 1-1 | 66 | 67 |
| D.C. United | 47 | 22-17-8 | 1-0-1 | 4-0 | 79 | 79 |
| FC Cincinnati | 1 | 1-0-0 | 0-0-0 | 0-0 | 3 | 1 |
| Houston Dynamo FC | 46 | 14-13-19 | 0-0-0 | 0-0 | 71 | 64 |
| Inter Miami CF | 3 | 2-0-1 | 0-0-0 | 0-0 | 4 | 2 |
| LA Galaxy | 81 | 33-35-13 | 1-0-7 | 1-1 | 123 | 134 |
| Los Angeles FC | 10 | 3-5-2 | 0-0-0 | 0-0 | 12 | 16 |
| Miami Fusion | 8 | 3-4-1 | 0-0-1 | 0-1 | 14 | 15 |
| Minnesota United FC | 16 | 6-7-3 | 0-0-0 | 0-0 | 21 | 20 |
| CF Montréal | 9 | 5-1-3 | 0-0-0 | 0-0 | 17 | 11 |
| Nashville SC | 7 | 2-4-1 | 0-0-0 | 0-0 | 4 | 10 |
| New England Revolution | 47 | 19-24-4 | 0-0-1 | 1-1 | 63 | 71 |
| New York City FC | 8 | 1-3-4 | 0-0-0 | 0-0 | 11 | 15 |
| New York Red Bulls47 | 17-23-7 | 0-1-1 | 0-1 | 64 | 69 | |
| Orlando City SC | 7 | 4-1-2 | 0-0-0 | 0-0 | 11 | 3 |
| Philadelphia Union | 15 | 8-2-5 | 0-0-0 | 0-0 | 25 | 14 |
| Portland Timbers | 28 | 10-9-9 | 0-0-0 | 0-0 | 47 | 34 |
| Real Salt Lake | 48 | 23-14-11 | 0-0-0 | 0-0 | 72 | 56 |
| San Jose Earthquakes | 72 | 21-29-22 | 0-0-0 | 3-4 | 87 | 109 |
| Seattle Sounders FC | 32 | 8-14-10 | 0-0-0 | 0-0 | 33 | 47 |
| Sporting Kansas City | 72 | 30-28-14 | 0-0-4 | 1-2 | 115 | 106 |
| St. Louis CITY | 2 | 1-1-0 | 0-0-0 | 0-0 | 3 | 2 |
| Tampa Bay Mutiny | 18 | 10-8-0 | 1-0-0 | 0-0 | 29 | 26 |
| Toronto FC | 19 | 11-2-6 | 0-0-0 | 0-0 | 30 | 19 |
| Vancouver Whitecaps FC | 28 | 11-9-8 | 0-0-0 | 0-0 | 36 | 35 |
| TOTALS | 888 | 359-327-202 | 5-2-21 | 15-13 | 1298 | 1246 |

HOME RECORDS

| TEAM | GP | W-L-T | OT | SHO | GF | GA |
|------------------------|------------|--------------------|--------------|------------|------------|------------|
| Atlanta United FC | 2 | 1-0-1 | 0-0-0 | 0-0 | 5 | 4 |
| Austin FC | 4 | 3-0-1 | 0-0-0 | 0-0 | 6 | 2 |
| Charlotte FC | 0 | 0-0-0 | 0-0-0 | 0-0 | 0 | 0 |
| Chicago Fire FC | 20 | 14-4-2 | 1-0-0 | 1-0 | 46 | 27 |
| Chivas USA | 15 | 6-2-7 | 0-0-0 | 0-0 | 17 | 12 |
| Colorado Rapids | 42 | 26-8-8 | 0-0-0 | 2-1 | 75 | 43 |
| Columbus Crew | 24 | 12-6-6 | 1-0-0 | 1-1 | 40 | 28 |
| D.C. United | 26 | 16-7-3 | 0-0-0 | 2-0 | 47 | 31 |
| FC Cincinnati | 1 | 1-0-0 | 0-0-0 | 0-0 | 3 | 1 |
| Houston Dynamo FC | 22 | 10-3-9 | 0-0-0 | 0-0 | 38 | 25 |
| Inter Miami CF | 2 | 1-0-1 | 0-0-0 | 0-0 | 3 | 2 |
| LA Galaxy | 40 | 24-9-7 | 1-0-5 | 0-0 | 75 | 53 |
| Los Angeles FC | 5 | 3-1-1 | 0-0-0 | 0-0 | 9 | 6 |
| Miami Fusion | 4 | 2-1-1 | 0-0-1 | 0-0 | 7 | 8 |
| Minnesota United FC | 8 | 4-2-2 | 0-0-0 | 0-0 | 14 | 8 |
| CF Montréal | 5 | 4-0-1 | 0-0-0 | 0-0 | 11 | 5 |
| Nashville SC | 4 | 1-2-1 | 0-0-0 | 0-0 | 3 | 3 |
| New England Revolution | 25 | 11-11-3 | 0-0-1 | 0-0 | 33 | 31 |
| New York City FC | 4 | 1-1-2 | 0-0-0 | 0-0 | 4 | 4 |
| New York Red Bulls | 23 | 9-10-4 | 0-1-0 | 0-0 | 34 | 32 |
| Orlando City SC | 3 | 2-0-1 | 0-0-0 | 0-0 | 6 | 0 |
| Philadelphia Union | 8 | 7-0-1 | 0-0-0 | 0-0 | 15 | 3 |
| Portland Timbers | 15 | 9-1-5 | 0-0-0 | 0-0 | 36 | 15 |
| Real Salt Lake | 22 | 14-2-6 | 0-0-0 | 0-0 | 40 | 19 |
| San Jose Earthquakes | 35 | 13-12-10 | 0-0-0 | 1-0 | 45 | 47 |
| Seattle Sounders FC | 17 | 7-4-6 | 0-0-0 | 0-0 | 23 | 15 |
| Sporting Kansas City | 35 | 18-12-5 | 0-0-1 | 0-2 | 66 | 41 |
| St. Louis CITY | 1 | 1-0-0 | 0-0-0 | 0-0 | 2 | 0 |
| Tampa Bay Mutiny | 9 | 5-4-0 | 0-0-0 | 0-0 | 14 | 11 |
| Toronto FC | 11 | 8-0-3 | 0-0-0 | 0-0 | 22 | 10 |
| Vancouver Whitecaps FC | 13 | 8-2-3 | 0-0-0 | 0-0 | 22 | 15 |
| TOTALS | 445 | 241-104-100 | 3-1-8 | 7-4 | 761 | 501 |

AWAY RECORDS

| TEAM | GP | W-L-T | OT | SHO | GF | GA |
|------------------------|------------|-------------------|---------------|------------|------------|------------|
| Atlanta United FC | 3 | 1-2-0 | 0-0-0 | 0-0 | 2 | 5 |
| Austin FC | 4 | 2-1-1 | 0-0-0 | 0-0 | 8 | 8 |
| Charlotte FC | 0 | 0-0-0 | 0-0-0 | 0-0 | 0 | 0 |
| Chicago Fire FC | 20 | 14-4-2 | 1-0-0 | 1-0 | 46 | 27 |
| Chivas USA | 13 | 7-4-2 | 0-0-0 | 0-0 | 21 | 18 |
| Colorado Rapids | 40 | 9-20-11 | 0-0-1 | 0-0 | 47 | 60 |
| Columbus Crew | 26 | 5-14-7 | 0-0-4 | 0-0 | 26 | 39 |
| D.C. United | 21 | 6-10-5 | 1-0-1 | 2-0 | 32 | 48 |
| FC Cincinnati | 0 | 0-0-0 | 0-0-0 | 0-0 | 0 | 0 |
| Houston Dynamo FC | 24 | 4-10-10 | 0-0-0 | 0-0 | 33 | 39 |
| Inter Miami CF | 1 | 1-0-0 | 0-0-0 | 0-0 | 1 | 0 |
| LA Galaxy | 41 | 9-26-6 | 0-0-2 | 1-1 | 48 | 81 |
| Los Angeles FC | 5 | 0-4-1 | 0-0-0 | 0-0 | 3 | 10 |
| Miami Fusion | 4 | 1-3-0 | 0-0-0 | 0-1 | 7 | 7 |
| Minnesota United FC | 8 | 2-5-1 | 0-0-0 | 0-0 | 7 | 12 |
| CF Montréal | 4 | 1-1-2 | 0-0-0 | 0-0 | 6 | 6 |
| Nashville SC | 3 | 1-2-0 | 0-0-0 | 0-0 | 1 | 7 |
| New England Revolution | 22 | 8-13-1 | 0-0-0 | 1-1 | 30 | 40 |
| New York City FC | 4 | 0-2-2 | 0-0-0 | 0-0 | 7 | 11 |
| New York Red Bulls24 | 8-13-3 | 0-0-1 | 0-1 | 30 | 37 | |
| Orlando City SC | 4 | 2-1-1 | 0-0-0 | 0-0 | 5 | 3 |
| Philadelphia Union | 7 | 1-2-4 | 0-0-0 | 0-0 | 10 | 114 |
| Portland Timbers | 13 | 1-8-4 | 0-0-0 | 0-0 | 11 | 19 |
| Real Salt Lake | 26 | 9-12-5 | 0-0-0 | 0-0 | 32 | 37 |
| San Jose Earthquakes | 37 | 8-17-12 | 0-0-0 | 2-4 | 42 | 62 |
| Seattle Sounders FC | 15 | 1-10-4 | 0-0-0 | 0-0 | 10 | 32 |
| Sporting Kansas City | 37 | 12-16-9 | 0-0-3 | 1-0 | 49 | 65 |
| St. Louis CITY | 1 | 0-1-0 | 0-0-0 | 0-0 | 1 | 2 |
| Tampa Bay Mutiny | 9 | 5-4-0 | 1-0-0 | 0-0 | 15 | 15 |
| Toronto FC | 8 | 3-2-3 | 0-0-0 | 0-0 | 8 | 9 |
| Vancouver Whitecaps FC | 15 | 3-7-5 | 0-0-0 | 0-0 | 14 | 20 |
| TOTALS | 443 | 118-223-91 | 2-1-13 | 8-9 | 537 | 745 |

HOME RECORDS

| | W-L-T | OT | SHO | GF | GA |
|------|--------------------|---------------|------------|------------|------------|
| 1996 | 10-6-0 | 0-0-0 | 4-1 | 25 | 17 |
| 1997 | 8-8-0 | 0-0-0 | 1-1 | 30 | 24 |
| 1998 | 8-8-0 | 0-0-0 | 1-1 | 23 | 26 |
| 1999 | 13-3-0 | 0-0-0 | 1-1 | 35 | 14 |
| 2000 | 11-3-2 | 0-0-2 | 0-0 | 37 | 22 |
| 2001 | 6-5-2 | 1-0-2 | 0-0 | 25 | 18 |
| 2002 | 8-4-2 | 2-0-2 | 0-0 | 22 | 15 |
| 2003 | 5-8-2 | 0-1-2 | 0-0 | 24 | 31 |
| 2004 | 6-5-4 | - | - | 22 | 18 |
| 2005 | 8-3-5 | - | - | 28 | 20 |
| 2006 | 12-3-1 | - | - | 28 | 14 |
| 2007 | 7-5-3 | - | - | 17 | 17 |
| 2008 | 5-4-6 | - | - | 23 | 19 |
| 2009 | 8-3-4 | - | - | 28 | 19 |
| 2010 | 8-1-6 | - | - | 42 | 28 |
| 2011 | 9-5-3 | - | - | 20 | 11 |
| 2012 | 6-3-8 | - | - | 21 | 16 |
| 2013 | 9-3-5 | - | - | 29 | 22 |
| 2014 | 12-4-1 | - | - | 33 | 22 |
| 2015 | 13-2-2 | - | - | 33 | 15 |
| 2016 | 12-1-4 | - | - | 33 | 12 |
| 2017 | 8-2-7 | - | - | 33 | 20 |
| 2018 | 10-2-5 | - | - | 32 | 19 |
| 2019 | 10-1-6 | - | - | 38 | 16 |
| 2020 | 7-1-4 | - | - | 21 | 9 |
| 2021 | 5-5-7 | - | - | 25 | 21 |
| 2022 | 10-3-4 | - | - | 28 | 15 |
| 2023 | 7-3-7 | - | - | 23 | 16 |
| | 241-104-100 | 2-1-13 | 8-9 | 537 | 724 |

AWAY RECORDS

| | W-L-T | OT | SHO | GF | GA |
|------|--------------------|---------------|------------|------------|------------|
| 1996 | 7-9-0 | 0-0-0 | 1-2 | 25 | 31 |
| 1997 | 8-8-0 | 0-0-0 | 2-1 | 25 | 25 |
| 1998 | 7-9-0 | 0-0-0 | 3-1 | 20 | 33 |
| 1999 | 6-10-0 | 0-0-0 | 2-5 | 19 | 21 |
| 2000 | 3-11-2 | 0-0-2 | 0-0 | 17 | 32 |
| 2001 | 4-6-3 | 1-1-3 | 0-0 | 23 | 29 |
| 2002 | 4-5-5 | 1-0-5 | 0-0 | 22 | 28 |
| 2003 | 1-11-3 | 0-0-3 | 0-0 | 11 | 33 |
| 2004 | 4-9-2 | - | - | 12 | 27 |
| 2005 | 5-7-4 | - | - | 24 | 24 |
| 2006 | 4-9-3 | - | - | 20 | 30 |
| 2007 | 6-7-2 | - | - | 20 | 27 |
| 2008 | 3-6-6 | - | - | 22 | 22 |
| 2009 | 3-10-2 | - | - | 22 | 28 |
| 2010 | 4-3-8 | - | - | 17 | 15 |
| 2011 | 6-7-4 | - | - | 22 | 28 |
| 2012 | 3-10-4 | - | - | 21 | 31 |
| 2013 | 2-9-6 | - | - | 19 | 30 |
| 2014 | 4-8-5 | - | - | 22 | 23 |
| 2015 | 5-8-4 | - | - | 19 | 24 |
| 2016 | 5-7-5 | - | - | 17 | 28 |
| 2017 | 3-8-6 | - | - | 15 | 28 |
| 2018 | 6-7-4 | - | - | 20 | 25 |
| 2019 | 3-11-3 | - | - | 16 | 30 |
| 2020 | 2-5-3 | - | - | 4 | 15 |
| 2021 | 2-10-5 | - | - | 22 | 35 |
| 2022 | 4-6-7 | - | - | 20 | 22 |
| 2023 | 4-7-6 | - | - | 18 | 21 |
| | 118-223-102 | 2-1-13 | 8-9 | 537 | 724 |

REGULAR SEASON ATTENDANCE

| | RECORD | G | HOME | | AWAY | | | RANK | LARGEST HOME CROWD |
|------|--------------------|------------|------------------|---------------|------------|------------------|---------------|-------------|-----------------------------------|
| | | | TOTAL | AVG | G | TOTAL | AVG | | |
| 1996 | 17-15-0 | 16 | 256,173 | 16,011 | 16 | 235,367 | 14,710 | 6th | 35,250 (5/05/96, 0-0 SOW vs. CLB) |
| 1997 | 16-16-0 | 16 | 154,845 | 9,678 | 16 | 176,756 | 11,047 | 9th | 16,089 (7/04/97, 2-3 L vs. DC) |
| 1998 | 15-17-0 | 16 | 175,162 | 10,948 | 16 | 198,315 | 12,395 | 9th | 15,280 (5/16/98, 2-1 W vs. COL) |
| 1999 | 19-13-0 | 16 | 195,381 | 12,211 | 16 | 208,346 | 13,022 | 10th | 17,621 (7/04/99, 1-2 L vs. CHI) |
| 2000 | 14-14-4 | 16 | 209,637 | 13,102 | 16 | 171,404 | 10,713 | 7th | 27,815 (6/07/00, 3-2 W vs. CLB) |
| 2001 | 10-11-5 | 13 | 163,465 | 12,574 | 13 | 181,390 | 13,953 | 8th | 21,343 (7/04/01, 1-1 T vs. NE) |
| 2002 | 12-9-7 | 14 | 183,702 | 13,122 | 14 | 181,851 | 12,989 | 7th | 17,652 (9/14/02, 1-2 L vs. NE) |
| 2003 | 6-19-5 | 15 | 118,585 | 7,906 | 15 | 209,928 | 13,995 | 10th | 9,098 (4/12/03, 1-1 T vs. LA) |
| 2004 | 10-14-6 | 15 | 136,319 | 9,088 | 15 | 198,827 | 13,255 | 10th | 17,792 (8/07/04, 1-0 W vs. COL) |
| 2005 | 13-10-9 | 16 | 179,021 | 11,189 | 16 | 255,818 | 15,989 | 11th | 18,021 (10/15/05, 2-2 T vs. KC) |
| 2006 | 16-12-4 | 16 | 239,714 | 14,982 | 16 | 264,307 | 16,519 | 6th | 20,500 (10/07/06, 2-1 W vs. LA) |
| 2007 | 13-12-5 | 15 | 227,182 | 15,145 | 15 | 250,220 | 16,681 | 10th | 20,500 (4/22/07, 3-1 W vs. COL) |
| 2008 | 8-10-12 | 15 | 195,356 | 13,024 | 15 | 281,712 | 18,781 | 13th | 22,331 (5/18/08, 1-5 L vs. LA) |
| 2009 | 11-13-6 | 15 | 186,612 | 12,441 | 15 | 227,434 | 15,162 | 13th | 51,012 (9/30/09, 1-0 W vs. NE) |
| 2010 | 12-4-14 | 15 | 162,229 | 10,815 | 15 | 250,256 | 16,684 | 14th | 15,993 (7/3/10, 1-0 W vs. KC) |
| 2011 | 15-12-7 | 17 | 218,636 | 12,861 | 17 | 296,664 | 17,451 | 16th | 21,867 (5/1/11, 2-1 W vs. LA) |
| 2012 | 9-13-12 | 17 | 241,390 | 14,199 | 17 | 300,984 | 17,705 | 15th | 22,565 (7/28/12, 1-0 L vs. LA) |
| 2013 | 11-12-11 | 17 | 261,346 | 15,373 | 17 | 319,348 | 18,785 | 14th | 22,035 (7/4/13, 0-0 D vs. CHV) |
| 2014 | 16-12-6 | 17 | 285,880 | 16,816 | 17 | 309,518 | 18,207 | 14th | 21,182 (7/4/14, 2-1 W vs. PHL) |
| 2015 | 18-10-6 | 17 | 272,221 | 16,013 | 17 | 349,017 | 20,530 | 18th | 21,907 (8/15/15, 2-1 L vs. LA) |
| 2016 | 17-8-9 | 17 | 239,601 | 14,094* | 17 | 374,942 | 22,055 | 20th* | 16,215 (4/17/16, 2-1 W vs. SKC)* |
| 2017 | 11-10-13 | 17 | 257,077 | 15,122* | 17 | 389,855 | 22,933 | 22nd* | 16,291 (7/4/17, 4-2 W vs. DC)* |
| 2018 | 16-9-9 | 17 | 263,707 | 15,512 | 17 | 350,549 | 20,621 | 20th | 19,096 (10/21/18, 3-0 L vs. SKC) |
| 2019 | 13-12-9 | 17 | 252,313 | 14,842 | 17 | 351,223 | 20,660 | 22nd | 19,096 (7/4/19, 2-0 W vs. DC) |
| 2020 | 9-6-7 | 12 | 64,664 | 5,388^ | 10 | 12,960^ | -- | 8th^ | 16,219 (2/29/20, 2-0 W vs. PHI)^ |
| 2021 | 7-15-12 | 17 | 228,110 | 13,418 | 17 | 240,010 | 14,118 | 15th | 19,096 (7/04/21, 2-2 T vs. VAN) |
| 2022 | 14-9-11 | 17 | 279,965 | 16,469 | 17 | 328,699 | 19,335 | 20th | 19,096 (3/19/22, 4-1 W vs. POR) |
| 2023 | 11-10-13 | 17 | 309,737 | 18,220 | 17 | 340,902 | 20,053 | 22nd | 19,096 (8 times) |
| | 359-327-202 | 445 | 5,925,450 | 13,316 | 443 | 7,243,642 | 16,351 | 10th | |

*Stadium capacity reduced to 16,000 due to construction of U.S. Soccer Hall of Fame.

^Fan attendance varied depending on state and local health protocols for each MLS team. FC Dallas allowed fans to attend matches at Toyota Stadium in a reduced capacity with no more than 5,110 fans allowed at the resumption of MLS Play in August.

PLAYOFF ATTENDANCE

| | RECORD | ----- AT HOME ----- | | | ----- ON THE ROAD----- | | | HOME | |
|------|-----------------|---------------------|----------------|---------------|------------------------|----------------|---------------|-------------|---------------------------------|
| | | G | TOTAL | AVG | G | TOTAL | AVG | RANK | LARGEST HOME CROWD |
| 1996 | 1-2-0 | 2 | 19,927 | 9,964 | 1 | 4,466 | 4,466 | 6th | 10,125 (9/29, 2-1 W vs. KC) |
| 1997 | 2-2-0 | 2 | 18,624 | 9,312 | 2 | 37,373 | 18,687 | 7th | 111,248 (10/08, 3-0 W vs. LA) |
| 1998 | 0-2-0 | 1 | 8,130 | 8,130 | 1 | 10,047 | 10,047 | 7th | 8,130 (10/04, 2-3 L vs. LA) |
| 1999 | 3-3-0 | 3 | 34,591 | 11,530 | 3 | 56,272 | 18,757 | 5th | 13,816 (11/07, 2-2 SOW vs. LA) |
| 2000 | 0-2-0 | 1 | 7,555 | 7,555 | 1 | 14,868 | 14,868 | 7th | 7,555 (9/20, 1-2 L vs. MET) |
| 2001 | 0-2-1 | 1 | 17,149 | 17,149 | 2 | 21,125 | 10,563 | 2nd | 17,149 (9/23, 1-1 D vs. CHI) |
| 2002 | 1-1-1 | 2 | 14,368 | 7,184 | 1 | 9,637 | 9,637 | 8th | 8,008 (10/02, 1-2 D vs. COL) |
| 2003 | -- | -- | -- | -- | -- | -- | -- | -- | -- |
| 2004 | -- | -- | -- | -- | -- | -- | -- | -- | -- |
| 2005 | 0-0-2 | 1 | 10,104 | 10,104 | 1 | 9,625 | 9,625 | 7th | 10,104 (10/29, 2-2 SOL vs. COL) |
| 2006 | 1-1-0 | 1 | 15,486 | 15,486 | 1 | 4,176 | 4,176 | 3rd | 15,486 (10/28, 2-3 L vs. COL) |
| 2007 | 1-1-0 | 1 | 12,537 | 12,537 | 1 | 30,088 | 30,088 | 6th | 12,537 (10/27, 1-0 W vs. HOU) |
| 2008 | -- | -- | -- | -- | -- | -- | -- | -- | -- |
| 2009 | -- | -- | -- | -- | -- | -- | -- | -- | -- |
| 2010 | 2-1-1 | 1 | 11,003 | 11,003 | 2 | 46,324 | 23,162 | 6th | 11,003 (10/30, 2-1 W vs. RSL) |
| 2011 | 0-1-0 | 1 | 10,017 | 10,017 | - | - | - | 8th | 10,017 (10/26, 2-0 L vs. NY) |
| 2012 | -- | -- | -- | -- | -- | -- | -- | -- | -- |
| 2013 | -- | -- | -- | -- | -- | -- | -- | -- | -- |
| 2014 | 1-0-2 | 2 | 26,391 | 13,196 | 1 | 38,912 | 38,912 | 7th | 16,112 (11/2, 1-1 D vs. SEA) |
| 2015 | 1-2-1 | 2 | 38,253 | 19,127 | 2 | 60,743 | 30,372 | 6th | 21,907 (8/15/15, 2-1 L vs. LA) |
| 2016 | 1-1-0 | 1 | 14,878 | 14,878 | 1 | 37,073 | 37,073 | 8th | 14,878 (11/06/16 W 2-1 vs. SEA) |
| 2017 | -- | -- | -- | -- | -- | -- | -- | -- | -- |
| 2018 | 0-1-0 | 1 | 10,297 | 10,297 | - | - | - | 11th | 10,297 (10/31, 2-1 L vs. POR) |
| 2019 | 0-1-0 | -- | -- | -- | 1 | 37,722 | 37,722 | -- | -- |
| 2020 | 0-1-1 | -- | -- | -- | 2 | 0 | 0 | -- | -- |
| 2021 | ---- | -- | -- | -- | -- | -- | -- | -- | -- |
| 2022 | 0-1-1 | 1 | 19,096 | 19,096 | 1 | 20,738 | 20,738 | -- | 19,096 (10/17, 1-1 D vs. MIN) |
| 2023 | 1-2-0 | 1 | 19,096 | 19,096 | 2 | 63,789 | 31,894 | -- | 19,096 (11/4, 3-1 W vs. SEA) |
| | 15-27-10 | 24 | 307,502 | 12,812 | 26 | 502,978 | 19,345 | 10th | |

TOYOTA STADIUM ATTENDANCE RECORDS

| CATEGORY | MATCH | DATE | ATTENDANCE |
|----------------------|----------------------------------|----------|------------|
| MLS Match | 1-2, vs. LA Galaxy | 7/28/12 | 22,565 |
| MLS Playoff Match | 2,2, vs. Portland | 11/29/15 | 21,144 |
| U.S. Open Cup | 4-2, vs. New England | 9/13/16 | 16,612 |
| Leagues Cup | 4-4, vs. Miami | 8/6/23 | 19,096 |
| International Match | 2-1, Ivory Coast vs. El Salvador | 6/4/14 | 18,578 |
| International Clubs | 3-2, Tigres vs. Necaxa | 1/7/06 | 22,322 |
| | 2-2 Chivas vs. Cruz Azul | 1/7/06 | 22,322 |
| High School Football | 20-7, Frisco vs. Highland Park | 9/8/06 | 5,000 |
| College Soccer | 1-0, Maryland vs. UNC | 12/14/08 | 6,594 |
| College Football | 39-13 ND State vs. Sam Houston | 1/13/15 | 21,411 |
| Concert | Ozzfest | 10/25/08 | 30,000 |

| RANK | DATE | MATCH | RESULT | ATTENDANCE |
|------|---------|----------------------------|--------|------------|
| 1 | 7/28/12 | FC Dallas vs. Los Angeles | 1-0 L | 22,565 |
| 2 | 5/18/08 | FC Dallas vs. Los Angeles | 5-1 L | 22,331 |
| 3 | 7/4/13 | FC Dallas vs. Chivas USA | 0-0 D | 22,035 |
| 4 | 8/15/15 | FC Dallas vs. LA Galaxy | 2-1 L | 21,907 |
| 5 | 5/1/11 | FC Dallas vs. Los Angeles | 2-1 W | 21,867 |
| 6. | 7/4/12 | FC Dallas vs. Toronto FC | 1-1 D | 21,508 |
| 7 | 7/4/14 | FC Dallas vs. Philadelphia | 2-1 W | 21,182 |
| 8 | 7/27/08 | FC Dallas vs. LA Galaxy | 4-0 W | 21,020 |
| 9 | 3/11/12 | FC Dallas vs. New York | 2-1 W | 20,906 |
| 10 | 7/2/11 | FC Dallas vs. Columbus | 2-0 W | 20,704 |

ALL-TIME STATS

| UNF | P | PLAYER | GP | GS | MIN | G | A | SHT | SOG | FC | FS | OFF | CK | C | E |
|-----|---|--------------------|-----|-----|-------|----|----|-----|-----|-----|-----|-----|-----|----|---|
| 9 | F | Jason Kreis | 247 | 227 | 20290 | 91 | 65 | 686 | 313 | 357 | 358 | 121 | 300 | 34 | 2 |
| 10 | F | Jesus Ferreira | 141 | 122 | 10636 | 48 | 28 | 281 | 121 | 81 | 71 | 19 | 175 | 15 | 0 |
| 33 | F | Kenny Cooper | 121 | 105 | 9215 | 46 | 11 | 314 | 156 | 128 | 173 | 104 | 2 | 8 | 1 |
| 7 | F | Blas Perez | 97 | 78 | 7059 | 36 | 14 | 197 | 89 | 141 | 164 | 52 | 0 | 14 | 5 |
| 11 | F | Fabian Castillo | 159 | 139 | 12016 | 34 | 30 | 305 | 125 | 146 | 125 | 124 | 32 | 22 | 0 |
| 9 | F | Jeff Cunningham | 66 | 47 | 4333 | 33 | 11 | 153 | 75 | 26 | 39 | 80 | 0 | 3 | 0 |
| 29 | F | Carlos Ruiz | 69 | 62 | 5397 | 32 | 9 | 177 | 85 | 138 | 160 | 92 | 3 | 17 | 1 |
| 21 | M | Michael Barrios | 179 | 156 | 13713 | 31 | 44 | 294 | 120 | 190 | 170 | 53 | 243 | 23 | 0 |
| 20 | F | Ariel Graziani | 57 | 56 | 5038 | 30 | 12 | 180 | 97 | 108 | 120 | 86 | 28 | 13 | 1 |
| 37 | F | Maximiliano Urruti | 95 | 90 | 7966 | 29 | 20 | 311 | 110 | 116 | 152 | 55 | 37 | 8 | 0 |
| 17 | M | Jorge Rodriguez | 155 | 140 | 12972 | 25 | 18 | 160 | 78 | 181 | 118 | 7 | 38 | 22 | 2 |
| 10 | M | David Ferreira | 113 | 108 | 9742 | 24 | 39 | 169 | 72 | 93 | 290 | 31 | 252 | 14 | 0 |
| 10 | F | Dante Washington | 85 | 58 | 5260 | 24 | 15 | 166 | 89 | 72 | 114 | 65 | 0 | 7 | 0 |
| 13 | F | Tesho Akindele | 133 | 67 | 6852 | 24 | 8 | 124 | 66 | 83 | 68 | 35 | 1 | 9 | 1 |
| 7 | F | Eddie Johnson | 84 | 54 | 5303 | 24 | 6 | 157 | 64 | 98 | 117 | 61 | 1 | 4 | 0 |
| 10 | M | Mauro Diaz | 109 | 84 | 7395 | 23 | 44 | 168 | 57 | 89 | 267 | 12 | 261 | 11 | 0 |
| 19 | F | Bobby Rhine | 212 | 136 | 12622 | 23 | 34 | 204 | 95 | 179 | 202 | 64 | 17 | 27 | 3 |
| 20 | D | Brek Shea | 98 | 78 | 6935 | 19 | 14 | 180 | 68 | 80 | 84 | 45 | 4 | 10 | 2 |
| 20 | M | Roland Lamah | 61 | 50 | 4022 | 19 | 9 | 81 | 37 | 38 | 65 | 29 | 2 | 6 | 0 |
| 12 | M | Ryan Hollingshead | 193 | 149 | 13433 | 18 | 15 | 169 | 59 | 181 | 159 | 27 | 4 | 16 | 0 |
| 24 | D | Matt Hedges | 310 | 296 | 26052 | 18 | 4 | 147 | 46 | 218 | 133 | 10 | 0 | 43 | 1 |
| 8 | M | Jader Obrian | 94 | 61 | 5424 | 17 | 13 | 94 | 42 | 94 | 111 | 49 | 4 | 19 | 0 |
| 29 | F | Franco Jara | 78 | 35 | 3530 | 17 | 3 | 134 | 50 | 83 | 76 | 28 | 2 | 13 | 0 |
| 8 | F | Gerell Elliott | 65 | 42 | 4123 | 15 | 13 | 119 | 77 | 26 | 63 | 45 | 2 | 1 | 0 |
| 9 | M | Ramon Nunez | 77 | 42 | 4163 | 15 | 12 | 154 | 52 | 33 | 87 | 6 | 92 | 5 | 0 |
| 11 | F | Damian | 32 | 31 | 2372 | 15 | 9 | 99 | 52 | 27 | 95 | 47 | 70 | 10 | 2 |
| 16 | F | Ricardo Pepi | 55 | 28 | 2626 | 15 | 4 | 82 | 38 | 28 | 24 | 15 | 0 | 1 | 0 |
| 7 | F | Abe Thompson | 69 | 32 | 3002 | 14 | 11 | 60 | 34 | 43 | 26 | 45 | 0 | 4 | 0 |
| 8 | M | Oscar Pareja | 176 | 144 | 12543 | 13 | 47 | 187 | 75 | 328 | 365 | 26 | 88 | 38 | 1 |
| 15 | M | Chad Deering | 147 | 132 | 11917 | 13 | 30 | 167 | 64 | 239 | 132 | 4 | 203 | 28 | 2 |
| 11 | M | Santiago Mosquera | 64 | 34 | 3171 | 13 | 7 | 114 | 43 | 38 | 59 | 13 | 35 | 0 | 0 |
| 6 | M | Ronnie O'Brien | 101 | 90 | 8247 | 12 | 35 | 244 | 106 | 181 | 114 | 15 | 119 | 18 | 0 |
| 14 | M | Ted Eck | 156 | 116 | 10265 | 12 | 17 | 130 | 58 | 214 | 191 | 23 | 5 | 19 | 3 |
| 31 | F | Michel | 74 | 58 | 4985 | 12 | 17 | 75 | 27 | 73 | 61 | 1 | 206 | 12 | 1 |
| 7 | F | Paul Arriola | 54 | 49 | 4233 | 12 | 11 | 83 | 31 | 55 | 45 | 19 | 21 | 8 | 1 |
| 14 | F | Atiba Harris | 125 | 103 | 9376 | 11 | 13 | 119 | 41 | 170 | 91 | 26 | 0 | 33 | 0 |
| 6 | D | Jackson | 91 | 78 | 6864 | 11 | 13 | 178 | 51 | 152 | 106 | 26 | 11 | 17 | 3 |
| 12 | F | Arturo Alvarez | 86 | 52 | 4692 | 11 | 11 | 131 | 66 | 90 | 62 | 20 | 96 | 8 | 0 |
| 3 | D | Reto Ziegler | 80 | 78 | 6979 | 11 | 1 | 47 | 24 | 60 | 31 | 6 | 41 | 10 | 3 |
| 20 | F | Alan Velasco | 54 | 50 | 4216 | 10 | 11 | 111 | 36 | 69 | 105 | 15 | 80 | 12 | 0 |
| 9 | F | Roberto Mina | 37 | 24 | 2153 | 10 | 5 | 61 | 27 | 71 | 44 | 15 | 6 | 4 | 0 |
| 9 | F | David Texeira | 41 | 28 | 2241 | 10 | 3 | 55 | 21 | 47 | 39 | 10 | 0 | 4 | 0 |
| 23 | D | Kellyn Acosta | 117 | 91 | 8350 | 9 | 12 | 135 | 34 | 121 | 106 | 1 | 107 | 14 | 1 |
| 25 | F | Dominic Oduro | 70 | 22 | 2568 | 9 | 4 | 61 | 32 | 35 | 47 | 29 | 0 | 3 | 0 |
| 13 | F | Zdenek Ondrasek | 22 | 11 | 1059 | 9 | 3 | 37 | 18 | 25 | 9 | 5 | 0 | 3 | 0 |
| 10 | M | Brad Davis | 55 | 45 | 3855 | 8 | 7 | 75 | 27 | 78 | 70 | 11 | 150 | 3 | 1 |
| 18 | M | Marvin Chavez | 54 | 43 | 3572 | 8 | 6 | 82 | 32 | 60 | 76 | 24 | 35 | 9 | 0 |
| 13 | M | Brian Haynes | 77 | 38 | 4022 | 8 | 6 | 58 | 29 | 62 | 59 | 8 | 87 | 3 | 1 |
| 18 | F | Toni Nhleko | 34 | 22 | 1978 | 8 | 6 | 71 | 30 | 56 | 32 | 33 | 0 | 3 | 0 |
| 14 | M | Dominique Badji | 38 | 33 | 2660 | 8 | 4 | 52 | 24 | 38 | 46 | 21 | 0 | 6 | 0 |
| 8 | M | Juan Toja | 43 | 42 | 3671 | 8 | 3 | 54 | 29 | 115 | 64 | 10 | 2 | 7 | 0 |

ALL-TIME STATS

| UNF | P | PLAYER | GP | GS | MIN | G | A | SHT | SOG | FC | FS | OFF | CK | C | E |
|-----|---|----------------------|-----|-----|-------|---|----|-----|-----|-----|-----|-----|-----|----|---|
| 3 | D | Drew Moor | 123 | 111 | 10031 | 8 | 2 | 62 | 23 | 84 | 99 | 3 | 1 | 16 | 1 |
| 11 | M | Antonio Martinez | 68 | 37 | 3880 | 7 | 23 | 53 | 22 | 56 | 78 | 22 | 115 | 3 | 1 |
| 20 | F | Ronald Cerritos | 38 | 20 | 2061 | 7 | 7 | 55 | 35 | 26 | 28 | 36 | 0 | 0 | 0 |
| 16 | F | Aleksey Korol | 36 | 14 | 1396 | 7 | 4 | 42 | 23 | 30 | 14 | 11 | 4 | 1 | 0 |
| 25 | D | Walker Zimmerman | 89 | 71 | 6567 | 7 | 1 | 53 | 21 | 73 | 44 | 1 | 0 | 5 | 0 |
| 18 | D | Richard Farrer | 158 | 141 | 12699 | 6 | 7 | 31 | 15 | 134 | 99 | 9 | 1 | 15 | 1 |
| 20 | F | Mickey Trotman | 27 | 18 | 1508 | 6 | 4 | 56 | 22 | 37 | 42 | 22 | 2 | 3 | 0 |
| 27 | M | Je-Vaughn Watson | 78 | 66 | 5839 | 6 | 4 | 60 | 22 | 86 | 42 | 9 | 0 | 12 | 4 |
| 9 | F | Hugo Sanchez | 23 | 21 | 1708 | 6 | 3 | 40 | 23 | 27 | 36 | 9 | 0 | 6 | 1 |
| 7 | F | Milton Rodriguez | 26 | 18 | 1346 | 6 | 2 | 42 | 16 | 15 | 8 | 20 | 1 | 2 | 0 |
| 14 | D | George John | 119 | 114 | 9907 | 6 | 1 | 51 | 18 | 110 | 89 | 1 | 0 | 16 | 1 |
| 77 | M | Bernard Kamungo | 17 | 6 | 515 | 6 | 0 | 20 | 8 | 10 | 10 | 0 | 0 | 0 | 0 |
| 7 | M | Mark Santel | 133 | 114 | 10240 | 5 | 22 | 63 | 37 | 136 | 97 | 33 | 26 | 13 | 0 |
| 13 | M | Dax McCarty | 93 | 71 | 6381 | 5 | 17 | 65 | 26 | 63 | 127 | 3 | 113 | 8 | 0 |
| 10 | M | Joselito Vaca | 73 | 61 | 5337 | 5 | 17 | 101 | 43 | 73 | 82 | 19 | 24 | 9 | 0 |
| 11 | M | Andre Rocha | 49 | 40 | 3421 | 5 | 9 | 75 | 29 | 79 | 44 | 2 | 60 | 11 | 2 |
| 4 | M | Andrew Jacobson | 98 | 85 | 7281 | 5 | 7 | 114 | 28 | 132 | 110 | 8 | 1 | 14 | 0 |
| 8 | M | Victor Ulloa | 144 | 114 | 10303 | 5 | 6 | 56 | 19 | 117 | 81 | 1 | 70 | 12 | 0 |
| 3 | D | Ugo Ihemelu | 68 | 66 | 5904 | 5 | 2 | 28 | 10 | 59 | 53 | 1 | 0 | 12 | 0 |
| 17 | D | Aaron Pitchkolan | 68 | 41 | 4068 | 5 | 1 | 30 | 13 | 67 | 34 | 6 | 0 | 11 | 1 |
| 19 | M | Paxton Pomykal | 126 | 91 | 7865 | 4 | 15 | 80 | 24 | 135 | 222 | 6 | 45 | 19 | 0 |
| 17 | D | Zach Loyd | 180 | 168 | 14742 | 4 | 8 | 37 | 9 | 171 | 176 | 5 | 1 | 16 | 4 |
| 18 | M | Brandon Servania | 67 | 43 | 3784 | 4 | 7 | 72 | 21 | 56 | 47 | 1 | 7 | 10 | 2 |
| 17 | D | Nkosi Tafari | 79 | 59 | 5626 | 4 | 6 | 25 | 4 | 43 | 15 | 3 | 0 | 7 | 0 |
| 3 | D | Ryan Suarez | 56 | 55 | 4837 | 4 | 5 | 39 | 18 | 115 | 81 | 7 | 0 | 16 | 2 |
| 2 | D | Eric Dade | 111 | 98 | 8634 | 4 | 3 | 26 | 12 | 163 | 66 | 2 | 0 | 20 | 1 |
| 31 | D | Maynor Figueroa | 70 | 65 | 5767 | 4 | 2 | 69 | 16 | 56 | 35 | 2 | 0 | 17 | 1 |
| 10 | M | Washington Rodriguez | 14 | 9 | 806 | 4 | 2 | 28 | 16 | 16 | 18 | 7 | 10 | 2 | 1 |
| 9 | F | Cristian Colman | 41 | 16 | 1565 | 4 | 1 | 61 | 26 | 24 | 21 | 14 | 0 | 1 | 1 |
| 14 | M | Leonel Alvarez | 70 | 69 | 6091 | 3 | 17 | 55 | 26 | 134 | 88 | 6 | 4 | 29 | 5 |
| 8 | M | Richard Mulrooney | 32 | 30 | 2649 | 3 | 11 | 19 | 7 | 29 | 41 | 5 | 49 | 2 | 0 |
| 7 | F | Dave van den Bergh | 30 | 30 | 2446 | 3 | 11 | 35 | 14 | 13 | 20 | 1 | 107 | 2 | 0 |
| 4 | D | Diego Sonora | 47 | 47 | 4141 | 3 | 9 | 32 | 17 | 61 | 74 | 14 | 30 | 7 | 0 |
| 2 | D | Chris Gbandi | 111 | 100 | 8957 | 3 | 8 | 42 | 20 | 121 | 98 | 12 | 2 | 29 | 2 |
| 16 | M | Temoc Suarez | 56 | 27 | 2496 | 3 | 8 | 37 | 15 | 41 | 40 | 8 | 19 | 5 | 0 |
| 12 | M | Eric Avila | 63 | 9 | 1807 | 3 | 7 | 30 | 13 | 23 | 31 | 0 | 15 | 1 | 0 |
| 7 | M | Carlos Gruezo | 98 | 93 | 8145 | 3 | 7 | 81 | 14 | 181 | 55 | 3 | 0 | 25 | 1 |
| 20 | D | Clarence Goodson | 74 | 66 | 5898 | 3 | 2 | 37 | 17 | 90 | 76 | 5 | 1 | 20 | 0 |
| 9 | F | Fafa Picault | 18 | 11 | 1040 | 3 | 2 | 22 | 8 | 5 | 13 | 3 | 0 | 1 | 0 |
| 11 | F | John Jairo Trellez | 17 | 9 | 792 | 3 | 2 | 16 | 7 | 10 | 16 | 15 | 1 | 0 | 0 |
| 17 | F | John Kerr | 12 | 10 | 840 | 3 | 1 | 18 | 10 | 8 | 14 | 6 | 2 | 0 | 0 |
| 6 | D | Steve Morrow | 41 | 41 | 3683 | 3 | 0 | 18 | 8 | 48 | 19 | 0 | 0 | 3 | 0 |
| 4 | M | Paul Broome | 87 | 64 | 6130 | 2 | 16 | 27 | 16 | 101 | 105 | 8 | 2 | 20 | 2 |
| 5 | D | Jair Benitez | 153 | 140 | 12396 | 2 | 12 | 57 | 9 | 104 | 202 | 6 | 23 | 16 | 2 |
| 66 | M | Alain Sutter | 25 | 25 | 2142 | 2 | 10 | 53 | 26 | 20 | 48 | 4 | 67 | 4 | 0 |
| 4 | D | Marco Farfan | 64 | 63 | 5423 | 2 | 7 | 19 | 8 | 47 | 99 | 4 | 28 | 12 | 0 |
| 8 | M | Bryan Acosta | 60 | 49 | 4406 | 2 | 5 | 105 | 27 | 135 | 52 | 1 | 95 | 21 | 2 |
| 21 | M | Lazo Alavanja | 25 | 15 | 1485 | 2 | 5 | 17 | 5 | 32 | 23 | 0 | 15 | 4 | 0 |
| 2 | D | Reggie Cannon | 67 | 64 | 5640 | 2 | 5 | 24 | 7 | 43 | 86 | 0 | 1 | 12 | 0 |
| 2 | M | Daniel Hernandez | 89 | 81 | 7230 | 2 | 5 | 60 | 13 | 147 | 95 | 0 | 59 | 17 | 2 |
| 10 | M | Andres Ricuarte | 40 | 22 | 2083 | 2 | 5 | 33 | 11 | 34 | 74 | 0 | 63 | 6 | 0 |
| 91 | F | Andres Escobar | 23 | 18 | 1590 | 2 | 4 | 23 | 8 | 16 | 52 | 2 | 37 | 0 | 0 |
| 22 | M | Daniel Peinado | 25 | 22 | 1870 | 2 | 4 | 13 | 9 | 57 | 46 | 0 | 0 | 4 | 1 |

ALL-TIME STATS

| UNF | P | PLAYER | GP | GS | MIN | G | A | SHT | SOG | FC | FS | OFF | CK | C | E |
|-----|---|-----------------------|----|----|------|---|---|-----|-----|-----|----|-----|----|----|---|
| 5 | M | Facundo Quignon | 72 | 52 | 4536 | 2 | 4 | 45 | 14 | 87 | 51 | 2 | 0 | 11 | 0 |
| 6 | M | Eric Alexander | 39 | 28 | 2272 | 2 | 3 | 32 | 8 | 17 | 8 | 2 | 0 | 1 | 0 |
| 77 | M | Mauro Rosales | 23 | 4 | 544 | 2 | 3 | 6 | 3 | 8 | 12 | 2 | 23 | 2 | 0 |
| 4 | D | Bressan | 58 | 43 | 4032 | 2 | 2 | 23 | 7 | 51 | 29 | 0 | 0 | 12 | 0 |
| 11 | M | Ricardo Villar | 29 | 22 | 1926 | 2 | 2 | 34 | 12 | 31 | 44 | 3 | 71 | 2 | 0 |
| 5 | M | Jorge Flores | 34 | 19 | 1736 | 2 | 1 | 20 | 9 | 30 | 19 | 0 | 9 | 6 | 0 |
| 11 | M | Lawrence Lozano | 31 | 31 | 2688 | 2 | 1 | 25 | 15 | 50 | 55 | 7 | 0 | 3 | 0 |
| 34 | F | Ruben Luna | 26 | 4 | 663 | 2 | 1 | 16 | 6 | 18 | 18 | 7 | 0 | 1 | 0 |
| 9 | F | Maicon Santos | 11 | 9 | 726 | 2 | 1 | 40 | 11 | 11 | 12 | 8 | 0 | 0 | 0 |
| 3 | D | Wade Webber | 18 | 18 | 1588 | 2 | 1 | 7 | 3 | 27 | 13 | 1 | 1 | 1 | 0 |
| 29 | D | Sam Junqua | 22 | 9 | 1014 | 2 | 0 | 9 | 3 | 19 | 7 | 1 | 0 | 0 | 0 |
| 31 | F | Scott Sealy | 16 | 8 | 641 | 2 | 0 | 16 | 6 | 8 | 7 | 8 | 0 | 0 | 0 |
| 12 | M | Sebastian Lletget | 29 | 24 | 1986 | 1 | 8 | 21 | 7 | 18 | 21 | 5 | 5 | 3 | 0 |
| 6 | M | Pablo Ricchetti | 68 | 66 | 5817 | 1 | 6 | 21 | 5 | 88 | 49 | 0 | 0 | 19 | 2 |
| 17 | M | Simo Valakari | 85 | 84 | 7376 | 1 | 6 | 29 | 9 | 232 | 74 | 0 | 1 | 22 | 2 |
| 5 | M | Marcelo Saragosa | 54 | 44 | 3516 | 1 | 5 | 21 | 6 | 100 | 72 | 1 | 0 | 15 | 3 |
| 22 | F | Ema Twumasi | 84 | 62 | 5500 | 1 | 5 | 19 | 4 | 87 | 30 | 3 | 0 | 16 | 1 |
| 2 | D | Hernan Grana | 30 | 30 | 2660 | 1 | 4 | 8 | 2 | 24 | 13 | 2 | 0 | 8 | 0 |
| 8 | M | Bruno Guarda | 40 | 19 | 1941 | 1 | 3 | 20 | 9 | 43 | 38 | 7 | 3 | 7 | 0 |
| 15 | M | Jacori Hayes | 38 | 20 | 1936 | 1 | 3 | 15 | 6 | 27 | 66 | 0 | 0 | 3 | 1 |
| 3 | D | Jose Antonio Martinez | 72 | 63 | 5561 | 1 | 3 | 21 | 6 | 33 | 17 | 3 | 0 | 60 | |
| 16 | F | Katlego Ntsabeleng | 41 | 14 | 1182 | 1 | 3 | 18 | 4 | 22 | 26 | 1 | 2 | 6 | 0 |
| 15 | F | Eric Quill | 23 | 16 | 1377 | 1 | 3 | 23 | 12 | 23 | 15 | 5 | 13 | 1 | 0 |
| 3 | M | Greg Vanney | 53 | 53 | 4720 | 1 | 3 | 17 | 8 | 63 | 23 | 1 | 17 | 7 | 1 |
| 11 | F | Ali Curtis | 8 | 6 | 474 | 1 | 2 | 9 | 5 | 4 | 11 | 1 | 1 | 0 | 0 |
| 12 | M | Julian de Guzman | 12 | 10 | 929 | 1 | 2 | 9 | 2 | 15 | 12 | 0 | 0 | 2 | 0 |
| 5 | D | Lubos Kubik | 11 | 11 | 998 | 1 | 2 | 12 | 5 | 12 | 6 | 0 | 1 | 0 | 1 |
| 11 | M | Javier Morales | 15 | 8 | 757 | 1 | 2 | 7 | 3 | 14 | 7 | 0 | 40 | 1 | 0 |
| 16 | D | David Wagenfuhr | 45 | 30 | 2692 | 1 | 2 | 15 | 4 | 51 | 31 | 0 | 0 | 2 | 0 |
| 7 | M | Daniel Cruz | 10 | 6 | 543 | 1 | 1 | 7 | 3 | 12 | 12 | 0 | 8 | 2 | 1 |
| 4 | D | Brian Dunseth | 9 | 9 | 806 | 1 | 1 | 3 | 2 | 12 | 5 | 0 | 0 | 0 | 0 |
| 3 | D | Ezra Hendrickson | 16 | 15 | 1367 | 1 | 1 | 6 | 1 | 8 | 10 | 0 | 0 | 2 | 0 |
| 25 | D | Sebastien Ibeagha | 31 | 26 | 2382 | 1 | 1 | 10 | 3 | 12 | 16 | 1 | 0 | 4 | 0 |
| 22 | D | Stephen Keel | 24 | 19 | 1804 | 1 | 1 | 4 | 1 | 16 | 12 | 3 | 0 | 3 | 0 |
| 32 | F | Jonathan Top | 4 | 1 | 101 | 1 | 1 | 2 | 2 | 3 | 1 | 0 | 0 | 0 | 0 |
| 15 | M | Mark Wilson | 20 | 14 | 1197 | 1 | 1 | 21 | 5 | 20 | 18 | 0 | 0 | 2 | 0 |
| 31 | F | Eugene Ansah | 8 | 0 | 174 | 1 | 0 | 8 | 4 | 8 | 3 | 3 | 0 | 0 | 0 |
| 4 | M | Chad Ashton | 23 | 10 | 974 | 1 | 0 | 23 | 8 | 11 | 12 | 0 | 27 | 1 | 0 |
| 17 | F | Francis Atuahene | 1 | 0 | 26 | 1 | 0 | 2 | 1 | 0 | 0 | 0 | 0 | 0 | 0 |
| 16 | M | Matt Behncke | 33 | 25 | 2256 | 1 | 0 | 14 | 4 | 48 | 29 | 2 | 0 | 4 | 0 |
| 10 | M | Denilson | 8 | 7 | 606 | 1 | 0 | 14 | 4 | 10 | 21 | 2 | 15 | 3 | 0 |
| 17 | M | Zak Ibsen | 16 | 14 | 1238 | 1 | 0 | 7 | 6 | 22 | 17 | 1 | 0 | 1 | 0 |
| 5 | D | Steve Jolley | 41 | 40 | 3485 | 1 | 0 | 17 | 8 | 36 | 22 | 2 | 0 | 5 | 0 |
| 13 | D | Hernan Pertuz | 30 | 24 | 2116 | 1 | 0 | 7 | 2 | 22 | 10 | 0 | 0 | 0 | 0 |
| 22 | | Carlos Rodriguez | 24 | 12 | 1303 | 1 | 0 | 14 | 5 | 24 | 30 | 2 | 0 | 1 | 0 |
| 5 | M | Esmundo Rodriguez | 3 | 1 | 84 | 1 | 0 | 1 | 1 | 0 | 2 | 1 | 0 | 0 | 0 |
| 11 | F | Dante Sealy | 21 | 2 | 390 | 1 | 0 | 6 | 3 | 15 | 12 | 4 | 0 | 0 | 0 |
| 12 | M | Victor Sikora | 5 | 4 | 274 | 1 | 0 | 4 | 1 | 5 | 7 | 1 | 6 | 1 | 0 |
| 21 | D | Shavar Thomas | 15 | 14 | 1252 | 1 | 0 | 4 | 2 | 34 | 6 | 0 | 1 | 2 | 1 |
| 16 | D | Bobby Warshaw | 32 | 7 | 889 | 1 | 0 | 6 | 2 | 13 | 9 | 0 | 0 | 2 | 0 |
| 24 | M | Heath Pearce | 34 | 32 | 2892 | 0 | 7 | 37 | 3 | 27 | 11 | 0 | 27 | 6 | 0 |
| 11 | M | Szabolcs Schon | 24 | 9 | 947 | 0 | 6 | 22 | 3 | 10 | 21 | 1 | 6 | 5 | 0 |
| 6 | M | Edwin Cerrillo | 87 | 62 | 5582 | 0 | 4 | 26 | 2 | 113 | 34 | 0 | 0 | 22 | 0 |

ALL-TIME STATS

| UNF | P | PLAYER | GP | GS | MIN | G | A | SHT | SOG | FC | FS | OFF | CK | C | E |
|-----|---|---------------------|-----|-----|-------|---|---|-----|-----|-----|-----|-----|----|----|---|
| 23 | M | Sergi Daniv | 31 | 28 | 2334 | 0 | 4 | 31 | 13 | 56 | 48 | 3 | 1 | 8 | 2 |
| 14 | F | Bryan Reynolds | 27 | 15 | 1379 | 0 | 4 | 5 | 1 | 24 | 18 | 0 | 0 | 2 | 0 |
| 15 | D | Adrian Serieux | 34 | 34 | 2732 | 0 | 4 | 14 | 2 | 38 | 46 | 0 | 0 | 4 | 1 |
| 3 | D | Carey Talley | 43 | 33 | 2780 | 0 | 4 | 22 | 11 | 50 | 29 | 3 | 1 | 8 | 1 |
| 32 | D | Justin Che | 15 | 12 | 1017 | 0 | 3 | 5 | 0 | 9 | 5 | 0 | 0 | 0 | 0 |
| 9 | F | Jesus Jimenez | 22 | 8 | 685 | 0 | 3 | 17 | 7 | 8 | 5 | 3 | 0 | 1 | 0 |
| 12 | D | Brandon Pollard | 106 | 91 | 8337 | 0 | 3 | 11 | 3 | 137 | 104 | 1 | 0 | 11 | 0 |
| 31 | D | Eulanio Gomes | 27 | 11 | 1184 | 0 | 2 | 9 | 1 | 15 | 9 | 0 | 0 | 1 | 0 |
| 2 | D | Geovane Jesus | 19 | 11 | 985 | 0 | 2 | 11 | 4 | 16 | 24 | 0 | 0 | 5 | 0 |
| 5 | D | Moises Hernandez | 31 | 24 | 2084 | 0 | 2 | 10 | 4 | 46 | 14 | 2 | 3 | 4 | 2 |
| 10 | D | Ricardo Iribarren | 22 | 21 | 1675 | 0 | 2 | 1 | 1 | 53 | 14 | 0 | 0 | 10 | 0 |
| 22 | G | Matt Jordan | 114 | 114 | 10358 | 0 | 2 | 0 | 0 | 4 | 18 | 0 | 0 | 2 | 1 |
| 10 | M | Ricardinho | 15 | 4 | 416 | 0 | 2 | 11 | 5 | 11 | 14 | 4 | 1 | 0 | 0 |
| 6 | D | Tom Soehn | 39 | 32 | 2968 | 0 | 2 | 9 | 4 | 48 | 27 | 0 | 0 | 6 | 0 |
| 21 | F | Hamisi Amani-Dove | 6 | 0 | 101 | 0 | 1 | 6 | 1 | 4 | 4 | 2 | 0 | 1 | 0 |
| 4 | M | Kyle Bekker | 8 | 2 | 313 | 0 | 1 | 7 | 3 | 1 | 0 | 0 | 5 | 1 | 0 |
| 13 | M | Carl Bussey | 9 | 1 | 184 | 0 | 1 | 3 | 1 | 5 | 7 | 2 | 0 | 0 | 0 |
| 4 | D | Duilio Davino | 23 | 22 | 1958 | 0 | 1 | 5 | 2 | 14 | 6 | 0 | 0 | 3 | 0 |
| 1 | G | Mark Dodd | 92 | 88 | 7977 | 0 | 1 | 1 | 1 | 2 | 13 | 0 | 0 | 2 | 0 |
| 1 | G | Scott Garlick | 40 | 38 | 3525 | 0 | 1 | 0 | 0 | 0 | 2 | 0 | 0 | 1 | 0 |
| 2 | D | Cory Gibbs | 21 | 21 | 1850 | 0 | 1 | 12 | 2 | 32 | 29 | 0 | 0 | 4 | 0 |
| 1 | G | Kevin Hartman | 83 | 83 | 7425 | 0 | 1 | 0 | 0 | 0 | 14 | 0 | 0 | 0 | 0 |
| 29 | F | Eric Hassli | 15 | 4 | 429 | 0 | 1 | 16 | 4 | 10 | 6 | 9 | 0 | 2 | 0 |
| 9 | M | Peter Hatstrup | 7 | 2 | 225 | 0 | 1 | 4 | 2 | 3 | 1 | 2 | 4 | 0 | 0 |
| 14 | | Asier Illarramendi | 11 | 7 | 693 | 0 | 1 | 3 | 0 | 10 | 8 | 0 | 0 | 4 | 0 |
| 12 | F | Miles Joseph | 9 | 3 | 389 | 0 | 1 | 8 | 3 | 9 | 5 | 0 | 2 | 2 | 0 |
| 99 | G | Phelipe Megiolaro | 12 | 11 | 1019 | 0 | 1 | 0 | 0 | 0 | 3 | 0 | 0 | 1 | 0 |
| 2 | D | Eddie Munjoma | 15 | 6 | 558 | 0 | 1 | 1 | 1 | 11 | 3 | 0 | 0 | 2 | 0 |
| 6 | | Anton Nedyalkov | 9 | 9 | 770 | 0 | 1 | 6 | 1 | 5 | 7 | 0 | 0 | 1 | 0 |
| 26 | D | John Nelson | 30 | 18 | 1710 | 0 | 1 | 4 | 1 | 3 | 11 | 0 | 0 | 0 | 0 |
| 44 | G | Dario Sala | 100 | 99 | 8845 | 0 | 1 | 2 | 1 | 7 | 20 | 0 | 0 | 12 | 2 |
| 5 | M | Thiago Santos | 20 | 19 | 1623 | 0 | 1 | 8 | 0 | 41 | 47 | 0 | 0 | 8 | 0 |
| 25 | D | Jack Stewart | 2 | 1 | 109 | 0 | 1 | 0 | 0 | 0 | 0 | 0 | 0 | 0 | 0 |
| 15 | M | Tanner Tessmann | 26 | 15 | 1453 | 0 | 1 | 20 | 4 | 14 | 9 | 0 | 0 | 1 | 0 |
| 20 | M | Hendry Thomas | 10 | 9 | 770 | 0 | 1 | 4 | 0 | 19 | 9 | 0 | 0 | 2 | 1 |
| 17 | F | Freddy Vargas | 13 | 7 | 533 | 0 | 1 | 14 | 4 | 10 | 9 | 2 | 15 | 2 | 0 |
| 28 | M | Chase Wileman | 2 | 0 | 47 | 0 | 1 | 1 | 0 | 0 | 0 | 0 | 0 | 0 | 0 |
| 44 | M | Abel Aguilar | 4 | 1 | 131 | 0 | 0 | 3 | 0 | 4 | 2 | 0 | 0 | 0 | 0 |
| 10 | M | Pablo Aranguiz | 20 | 10 | 844 | 0 | 0 | 18 | 5 | 17 | 23 | 2 | 15 | 0 | 0 |
| 13 | M | Bradlee Baladez | 1 | 0 | 27 | 0 | 0 | 0 | 0 | 2 | 0 | 0 | 0 | 0 | 0 |
| 6 | M | Brian Bates | 4 | 2 | 127 | 0 | 0 | 0 | 0 | 2 | 0 | 0 | 0 | 0 | 0 |
| 28 | F | Colin Bonner | 1 | 1 | 27 | 0 | 0 | 0 | 0 | 1 | 0 | 0 | 0 | 0 | 0 |
| 5 | M | Tenywa Bonseu | 47 | 47 | 4159 | 0 | 0 | 10 | 4 | 52 | 30 | 0 | 0 | 6 | 1 |
| 19 | D | Chris Brown | 1 | 0 | 16 | 0 | 0 | 0 | 0 | 0 | 0 | 0 | 0 | 0 | 0 |
| 14 | F | Mike Burke | 2 | 0 | 41 | 0 | 0 | 1 | 1 | 1 | 0 | 0 | 0 | 0 | 0 |
| 30 | G | Ray Burse | 25 | 24 | 2223 | 0 | 0 | 0 | 0 | 0 | 6 | 0 | 0 | 1 | 0 |
| 00 | G | Jeff Cassar | 33 | 30 | 2676 | 0 | 0 | 0 | 0 | 0 | 0 | 0 | 0 | 2 | 0 |
| 5 | | Carlos Cermeno | 8 | 3 | 315 | 0 | 0 | 1 | 0 | 5 | 6 | 0 | 3 | 2 | 0 |
| 5 | M | Ezequiel Cirigliano | 7 | 5 | 431 | 0 | 0 | 1 | 0 | 6 | 0 | 0 | 0 | 0 | 0 |
| 22 | G | D.J. Countess | 25 | 25 | 2294 | 0 | 0 | 0 | 0 | 1 | 1 | 0 | 0 | 3 | 0 |
| 16 | F | Coy Craft | 6 | 1 | 101 | 0 | 0 | 3 | 0 | 1 | 2 | 1 | 0 | 0 | 0 |
| 2 | D | Aubrey David | 5 | 4 | 363 | 0 | 0 | 0 | 0 | 5 | 5 | 0 | 0 | 1 | 0 |

ALL-TIME STATS

| UNF | P | PLAYER | GP | GS | MIN | G | A | SHT | SOG | FC | FS | OFF | CK | C | E |
|-----|---|---------------------|-----|-----|------|---|---|-----|-----|----|----|-----|----|----|---|
| D | | Kyle Davies | 14 | 12 | 961 | 0 | 0 | 2 | 2 | 9 | 7 | 0 | 0 | 0 | 0 |
| 2 | M | Michael Dello-Russo | 11 | 4 | 540 | 0 | 0 | 5 | 2 | 6 | 3 | 1 | 7 | 0 | 0 |
| 27 | D | Edson Edward | 1 | 0 | 5 | 0 | 0 | 0 | 0 | 0 | 0 | 0 | 0 | 0 | 0 |
| 21 | M | Kalil ElMedkhar | 11 | 1 | 218 | 0 | 0 | 2 | 0 | 4 | 1 | 0 | 0 | 1 | 0 |
| 27 | M | Herbert Endeley | 8 | 2 | 209 | 0 | 0 | 1 | 1 | 1 | 6 | 0 | 0 | 0 | 0 |
| 12 | M | Erick | 9 | 8 | 652 | 0 | 0 | 7 | 0 | 13 | 16 | 0 | 0 | 1 | 0 |
| 20 | M | Rolando Escobar | 14 | 2 | 398 | 0 | 0 | 7 | 3 | 4 | 11 | 1 | 13 | 0 | 0 |
| 24 | M | Justin Evans | 9 | 1 | 300 | 0 | 0 | 0 | 0 | 6 | 5 | 0 | 0 | 2 | 1 |
| 1 | G | Raul Fernandez | 47 | 46 | 4158 | 0 | 0 | 1 | 0 | 0 | 6 | 0 | 0 | 2 | 0 |
| 18 | M | Liam Fraser | 7 | 4 | 367 | 0 | 0 | 3 | 1 | 3 | 1 | 0 | 0 | 0 | 0 |
| 13 | F | Maykel Galindo | 6 | 1 | 147 | 0 | 0 | 2 | 0 | 0 | 0 | 2 | 0 | 0 | 0 |
| 26 | M | Danny Garcia | 4 | 4 | 282 | 0 | 0 | 2 | 2 | 3 | 13 | 1 | 1 | 0 | 0 |
| 9 | F | Getterson | 4 | 2 | 152 | 0 | 0 | 4 | 2 | 2 | 1 | 0 | 0 | 0 | 0 |
| 23 | F | Jimmy Glenn | 9 | 0 | 115 | 0 | 0 | 5 | 4 | 2 | 1 | 2 | 0 | 0 | 0 |
| 14 | F | Gavin Ginton | 10 | 3 | 273 | 0 | 0 | 4 | 2 | 4 | 10 | 3 | 0 | 1 | 0 |
| 1 | G | Jesse Gonzalez | 101 | 101 | 9090 | 0 | 0 | 0 | 0 | 1 | 18 | 0 | 0 | 16 | 0 |
| 90 | M | Luis Gonzalez | 2 | 0 | 8 | 0 | 0 | 0 | 0 | 0 | 1 | 0 | 0 | 0 | 0 |
| 33 | D | Aaron Guillen | 8 | 5 | 480 | 0 | 0 | 2 | 0 | 7 | 3 | 0 | 0 | 2 | 0 |
| 7 | | Edwin Gyasi | 4 | 1 | 82 | 0 | 0 | 2 | 1 | 2 | 3 | 1 | 0 | 0 | 0 |
| 17 | M | Jeremy Hall | 4 | 2 | 291 | 0 | 0 | 0 | 0 | 3 | 0 | 1 | 0 | 0 | 0 |
| 1 | G | Shaka Hislop | 10 | 10 | 900 | 0 | 0 | 0 | 0 | 0 | 0 | 0 | 0 | 0 | 0 |
| 26 | D | Walker Hume | 2 | 2 | 180 | 0 | 0 | 0 | 0 | 2 | 1 | 0 | 0 | 1 | 0 |
| 34 | | Agustin Jara | 3 | 0 | 12 | 0 | 0 | 0 | 0 | 0 | 0 | 0 | 0 | 0 | 0 |
| 27 | M | Gabe Jones | 1 | 0 | 7 | 0 | 0 | 0 | 0 | 0 | 0 | 0 | 1 | 0 | 0 |
| 1 | G | Dan Kennedy | 16 | 16 | 1440 | 0 | 0 | 0 | 0 | 1 | 4 | 0 | 0 | 3 | 0 |
| 24 | D | Amet Korca | 4 | 2 | 154 | 0 | 0 | 0 | 0 | 0 | 0 | 0 | 0 | 0 | 0 |
| 30 | G | Garth Lagerwey | 10 | 9 | 810 | 0 | 0 | 0 | 0 | 1 | 3 | 0 | 0 | 1 | 0 |
| 21 | M | Bryan Leyva | 9 | 6 | 446 | 0 | 0 | 3 | 1 | 2 | 7 | 0 | 12 | 0 | 0 |
| 22 | F | Carlos Lizarazo | 8 | 2 | 161 | 0 | 0 | 5 | 1 | 3 | 2 | 0 | 9 | 0 | 0 |
| 8 | M | Peter Luccin | 14 | 4 | 446 | 0 | 0 | 10 | 2 | 14 | 4 | 0 | 1 | 4 | 0 |
| 27 | M | James Marcellin | 16 | 6 | 641 | 0 | 0 | 3 | 2 | 7 | 4 | 0 | 0 | 0 | 0 |
| 17 | F | Peri Marosevic | 4 | 0 | 47 | 0 | 0 | 1 | 0 | 1 | 1 | 0 | 0 | 0 | 0 |
| 24 | D | Joey Martinez | 19 | 19 | 1503 | 0 | 0 | 2 | 2 | 24 | 5 | 0 | 0 | 4 | 0 |
| 1 | G | Jimmy Maurer | 62 | 61 | 5487 | 0 | 0 | 0 | 0 | 1 | 11 | 0 | 0 | 4 | 0 |
| 23 | M | Ty Maurin | 3 | 0 | 17 | 0 | 0 | 0 | 0 | 0 | 0 | 0 | 0 | 0 | 0 |
| 25 | D | Josue Mayard | 3 | 0 | 27 | 0 | 0 | 1 | 0 | 1 | 0 | 0 | 0 | 0 | 0 |
| 6 | M | Adam Moffat | 20 | 13 | 1150 | 0 | 0 | 14 | 1 | 22 | 6 | 1 | 0 | 4 | 1 |
| 24 | D | Justin Moore | 2 | 1 | 159 | 0 | 0 | 0 | 0 | 1 | 1 | 0 | 0 | 0 | 0 |
| 14 | D | Lee Morrison | 3 | 1 | 103 | 0 | 0 | 1 | 0 | 3 | 0 | 0 | 0 | 0 | 0 |
| 21 | F | Jose Mulato | 7 | 0 | 101 | 0 | 0 | 1 | 0 | 2 | 1 | 0 | 0 | 1 | 0 |
| 21 | G | Johann Noetzel | 1 | 1 | 90 | 0 | 0 | 0 | 0 | 0 | 0 | 0 | 0 | 0 | 0 |

ALL-TIME STATS

| UNF | P | GOALKEEPER | GP | GS | MIN | SHT | SV | GA | GAA | PG | PA | W | L | T | SO |
|-----|---|--------------------|------------|------------|--------------|-------------|-------------|-------------|-------------|-----------|------------|------------|------------|------------|------------|
| 2 | D | Chris Gbandi | 1 | 0 | 1 | 0 | 0 | 0 | 0.00 | 0 | 0 | 0 | 0 | 0 | 0 |
| 12 | M | Ryan Hollingshead | 1 | 0 | 1 | 1 | 1 | 0 | 0.00 | 0 | 0 | 0 | 0 | 0 | 0 |
| 21 | G | Johann Noetzel | 1 | 1 | 90 | 8 | 7 | 1 | 1.00 | 0 | 0 | 1 | 0 | 0 | 0 |
| 30 | G | Maarten Paes | 62 | 62 | 5502 | 251 | 185 | 63 | 1.03 | 5 | 9 | 24 | 16 | 21 | 15 |
| 1 | G | Kevin Hartman | 83 | 83 | 7425 | 343 | 239 | 89 | 1.08 | 6 | 10 | 34 | 23 | 25 | 28 |
| 1 | G | Dan Kennedy | 16 | 16 | 1440 | 48 | 30 | 19 | 1.19 | 3 | 4 | 7 | 5 | 4 | 5 |
| 18 | G | Chris Seitz | 67 | 67 | 6012 | 269 | 175 | 87 | 1.30 | 6 | 11 | 32 | 18 | 17 | 17 |
| 1 | G | Jesse Gonzalez | 101 | 101 | 9089 | 412 | 274 | 133 | 1.32 | 11 | 17 | 43 | 32 | 26 | 31 |
| 1 | G | Jimmy Maurer | 62 | 61 | 5487 | 270 | 188 | 81 | 1.33 | 9 | 12 | 17 | 21 | 23 | 14 |
| 44 | G | Dario Sala | 100 | 99 | 8845 | 472 | 328 | 136 | 1.38 | 7 | 8 | 39 | 33 | 27 | 23 |
| 1 | G | Scott Garlick | 40 | 38 | 3525 | 207 | 150 | 55 | 1.40 | 3 | 3 | 16 | 14 | 9 | 10 |
| 1 | G | Raul Fernandez | 47 | 46 | 4158 | 224 | 154 | 66 | 1.43 | 5 | 7 | 16 | 18 | 12 | 11 |
| 30 | G | Ray Burse | 25 | 24 | 2223 | 137 | 97 | 37 | 1.50 | 4 | 4 | 7 | 12 | 6 | 3 |
| 22 | G | Matt Jordan | 114 | 114 | 10358 | 660 | 458 | 174 | 1.51 | 11 | 19 | 52 | 46 | 15 | 30 |
| 1 | G | Mark Dodd | 92 | 88 | 7977 | 686 | 495 | 139 | 1.57 | 14 | 18 | 44 | 45 | 0 | 16 |
| 30 | G | Garth Lagerwey | 10 | 9 | 810 | 58 | 41 | 15 | 1.67 | 1 | 1 | 6 | 3 | 0 | 1 |
| 30 | G | Kyle Zobeck | 4 | 3 | 318 | 18 | 11 | 6 | 1.70 | 1 | 1 | 2 | 1 | 1 | 0 |
| 00 | G | Jeff Cassar | 33 | 30 | 2676 | 167 | 110 | 53 | 1.78 | 0 | 1 | 8 | 15 | 6 | 6 |
| 1 | G | Shaka Hislop | 10 | 10 | 900 | 57 | 36 | 19 | 1.90 | 0 | 0 | 4 | 5 | 1 | 0 |
| 22 | G | D.J. Countess | 25 | 25 | 2293 | 180 | 121 | 49 | 1.92 | 6 | 10 | 5 | 15 | 5 | 2 |
| 99 | G | Phelipe Megiolaro | 12 | 11 | 1019 | 66 | 42 | 22 | 1.94 | 4 | 4 | 2 | 5 | 4 | 1 |
| 22 | G | Chris Snitko | 1 | 0 | 24 | 2 | 0 | 2 | 7.50 | 0 | 0 | 0 | 0 | 0 | 0 |
| | | TEAM TOTALS | 888 | 888 | 80177 | 4536 | 3142 | 1246 | 1.40 | 96 | 139 | 359 | 327 | 202 | 214 |
| | | OPPONENT | 888 | 888 | 80177 | 4619 | 3153 | 1298 | 1.46 | 90 | 114 | 327 | 359 | 202 | 208 |

REGULAR SEASON COACHING RECORDS

| YEAR | COACH | W | L | T | PCT | OT | SHO | PTS |
|---------------|------------------|------------|------------|------------|-------------|---------------|--------------|-------------|
| 1996 | Dave Dir | 17 | 15 | 0 | .531 | 0-0-0 | 5-3 | 41 |
| 1997 | Dave Dir | 16 | 16 | 0 | .500 | 0-0-0 | 3-2 | 42 |
| 1998 | Dave Dir | 15 | 17 | 0 | .469 | 0-0-0 | 4-2 | 37 |
| 1999 | Dave Dir | 19 | 13 | 0 | .594 | 0-0-0 | 3-6 | 51 |
| 2000 | Dave Dir | 14 | 14 | 4 | .500 | 0-0-4 | 0-0 | 46 |
| 2001 | Mike Jeffries | 10 | 11 | 5 | .481 | 2-1-5 | 0-0 | 35 |
| 2002 | Mike Jeffries | 12 | 9 | 7 | .554 | 3-0-7 | 0-0 | 43 |
| 2003 | Mike Jeffries | 4 | 16 | 4 | .250 | 0-1-4 | 0-0 | 16 |
| | Colin Clarke | 2 | 3 | 1 | .417 | 0-0-1 | 0-0 | 7 |
| 2004 | Colin Clarke | 10 | 14 | 6 | .433 | 0-0-0 | 0-0 | 36 |
| 2005 | Colin Clarke | 13 | 10 | 9 | .547 | 0-0-0 | 0-0 | 48 |
| 2006 | Colin Clarke | 16 | 12 | 4 | .563 | 0-0-0 | 0-0 | 52 |
| 2007 | Steve Morrow | 13 | 12 | 5 | .517 | 0-0-0 | 0-0 | 44 |
| 2008 | Steve Morrow | 2 | 3 | 3 | .438 | 0-0-0 | 0-0 | 9 |
| | Marco Ferruzzi | 2 | 2 | 1 | .500 | 0-0-0 | 0-0 | 7 |
| | Schellas Hyndman | 4 | 5 | 8 | .471 | 0-0-0 | 0-0 | 20 |
| 2009 | Schellas Hyndman | 11 | 13 | 6 | .467 | 0-0-0 | 0-0 | 39 |
| 2010 | Schellas Hyndman | 12 | 4 | 14 | .633 | 0-0-0 | 0-0 | 50 |
| 2011 | Schellas Hyndman | 15 | 12 | 7 | .544 | 0-0-0 | 0-0 | 52 |
| 2012 | Schellas Hyndman | 9 | 13 | 12 | .441 | 0-0-0 | 0-0 | 39 |
| 2013 | Schellas Hyndman | 11 | 12 | 11 | .485 | 0-0-0 | 0-0 | 44 |
| 2014 | Oscar Pareja | 16 | 12 | 6 | .558 | 0-0-0 | 0-0 | 54 |
| 2015 | Oscar Pareja | 18 | 10 | 6 | .617 | 0-0-0 | 0-0 | 60 |
| 2016 | Oscar Pareja | 17 | 8 | 9 | .632 | 0-0-0 | 0-0 | 60 |
| 2017 | Oscar Pareja | 11 | 10 | 13 | .514 | 0-0-0 | 0-0 | 46 |
| 2018 | Oscar Pareja | 16 | 9 | 9 | .603 | 0-0-0 | 0-0 | 57 |
| 2019 | Luchi Gonzalez | 13 | 12 | 9 | .515 | 0-0-0 | 0-0 | 48 |
| 2020 | Luchi Gonzalez | 9 | 6 | 7 | .568 | 0-0-0 | 0-0 | 34 |
| 2021 | Luchi Gonzalez | 6 | 11 | 9 | .404 | 0-0-0 | 0-0 | 27 |
| | Marco Ferruzzi | 1 | 4 | 3 | .313 | 0-0-0 | 0-0 | 6 |
| 2022 | Nico Estévez | 14 | 9 | 11 | .574 | 0-0-0 | 0-0 | 53 |
| 2023 | Nico Estevez | 11 | 10 | 13 | .515 | 0-0-0 | 0-0 | 46 |
| TOTALS | | 359 | 327 | 202 | .518 | 5-2-21 | 15-13 | 1204 |

INDIVIDUAL COACHING RECORDS

| COACH | W | L | T | PCT | OT | SHO | PTS |
|------------------|----------|----------|----------|------------|-----------|------------|------------|
| Dave Dir | 81 | 75 | 4 | .518 | 0-0-4 | 15-13 | 217 |
| Mike Jefferies | 26 | 36 | 16 | .435 | 5-2-16 | - | 94 |
| Colin Clarke | 41 | 39 | 20 | .510 | 0-0-1 | - | 143 |
| Steve Morrow | 15 | 15 | 8 | .500 | - | - | 53 |
| Marco Ferruzzi | 3 | 6 | 4 | .400 | - | - | 13 |
| Schellas Hyndman | 62 | 59 | 58 | .508 | - | - | 244 |
| Oscar Pareja | 78 | 49 | 43 | .585 | - | - | 277 |
| Luchi Gonzalez | 28 | 29 | 25 | .494 | - | - | 109 |
| Nico Estévez | 14 | 9 | 11 | .574 | - | - | 53 |

PLAYOFF COACHING RECORDS

| YEAR | COACH | W | L | T | PCT | OT | SHO |
|---------------|------------------|-----------|-----------|-----------|-------------|--------------|------------|
| 1996 | Dave Dir | 1 | 2 | 0 | .333 | - | 0-1 |
| 1997 | Dave Dir | 2 | 2 | 0 | .500 | - | 1-0 |
| 1998 | Dave Dir | 0 | 2 | 0 | .000 | - | - |
| 1999 | Dave Dir | 3 | 3 | 0 | .500 | - | 1-0 |
| 2000 | Dave Dir | 0 | 2 | 0 | .000 | 0-1-0 | - |
| 2001 | Mike Jeffries | 0 | 2 | 1 | .167 | 0-0-1 | - |
| 2002 | Mike Jeffries | 1 | 1 | 1 | .500 | 0-0-1 | - |
| 2005 | Colin Clarke | 0 | 0 | 2 | .500 | 0-0-1 | - |
| 2006 | Colin Clarke | 1 | 1 | 0 | .500 | 0-1-0 | - |
| 2007 | Steve Morrow | | 1 | 1 | 0 | .500 | 0-1-0 - |
| 2010 | Schellas Hyndman | 2 | 1 | 1 | .625 | 0-1-0 | - |
| 2011 | Schellas Hyndman | 0 | 1 | 0 | .000 | - | - |
| 2014 | Oscar Pareja | 1 | 0 | 2 | .666 | - | - |
| 2015 | Oscar Pareja | 1 | 2 | 1 | .375 | - | - |
| 2016 | Oscar Pareja | 1 | 1 | 0 | .500 | 1-0-0 | - |
| 2018 | Oscar Pareja | 0 | 1 | 0 | .000 | - | - |
| 2019 | Luchi Gonzalez | 0 | 1 | 0 | .000 | 0-1-0 | - |
| 2020 | Luchi Gonzalez | 0 | 1 | 1 | .250 | 0-0-1 | 1-0 |
| 2022 | Nico Estévez | 0 | 1 | 1 | .250 | 0-0-1 | 1-0 |
| 2023 | Nico Estévez | 1 | 2 | 0 | .333 | - | - |
| TOTALS | | 15 | 27 | 10 | .385 | 1-5-5 | 4-1 |

PLAYOFF HISTORY

| VS. TEAM | SERIES | W-L | GP | W-L-T | OT | SHO | GF | GA | MTG. | RND | RESULT |
|------------------|-----------|-------------|-----------|-----------------|--------------|------------|-----------|-----------|-------------|----------|------------------------|
| Austin FC | 1 | 0-1 | 1 | 0-1-0 | 0-0-0 | 0-0 | 1 | 2 | 2022 | Q | Lost 1 game to 0 |
| Chicago Fire | 2 | 1-1 | 6 | 2-3-1 | 0-0-1 | 0-0 | 6 | 12 | 2001 | Q | Lost 7 pts. to 1 |
| Colorado Rapids | 5 | 0-5 | 10 | 2-5-3 | 0-2-2 | 0-0 | 13 | 16 | 2010 | F | Lost MLS Cup '10 |
| KC-Sporting KC | 1 | 0-1 | 3 | 1-2-0 | 0-0-0 | 0-1 | 6 | 6 | 1996 | WS | Lost 2 games to 1 |
| LA Galaxy | 4 | 2-2 | 8 | 4-4-0 | 0-0-0 | 2-0 | 13 | 16 | 2010 | S | Won 1 game to 0 |
| MetroStars-RBNY | 2 | 0-2 | 3 | 0-3-0 | 0-1-0 | 0-0 | 2 | 6 | 2011 | WC | Lost 1 game to 0 |
| Minnesota United | 1 | 1-0 | 1 | 0-0-1 | 0-0-1 | 1-0 | 1 | 1 | 2022 | WC | Won penalty SO |
| Real Salt Lake | 1 | 1-0 | 2 | 1-0-1 | 0-0-0 | 0-0 | 3 | 2 | 2010 | Q | Won 1 game to 0 |
| Houston Dynamo | 1 | 0-1 | 2 | 1-1-0 | 0-1-0 | 0-0 | 2 | 4 | 2007 | Q | Lost Series Tie-Brkr |
| Seattle Sounders | 6 | 1-5 | 11 | 3-6-2 | 1-1-0 | 0-0 | 12 | 17 | 2023 | Q | Lost series 2-1 |
| Portland Timbers | 3 | 1-2 | 4 | 0-2-2 | 0-0-1 | 0-0 | 5 | 8 | 2020 | WC | Won Series Tie-Brkr |
| Vancouver | 1 | 1-0 | 1 | 1-0-0 | 0-0-0 | 0-0 | 2 | 1 | 2014 | WC | Won 1 game to 0 |
| TOTALS | 27 | 8-19 | 49 | 14-25-10 | 1-5-5 | 3-1 | 66 | 91 | 2023 | Q | Lost series 2-1 |

KEY

| | |
|-----|-----------------|
| Rnd | Round |
| WC | Wild Card |
| Q | Quarterfinals |
| WS | West Semifinals |
| S | Semifinals |
| F | MLS Cup |

MLS AWARDS

MLS BEST XI

| | | |
|------|-----------------|-----|
| 2022 | Jesús Ferreira | FOR |
| 2016 | Matt Hedges | DEF |
| 2016 | Mauro Diaz | MID |
| 2015 | Fabian Castillo | MID |
| 2015 | Matt Hedges | DEF |
| 2011 | Brek Shea | MID |
| 2010 | David Ferreira | MID |
| 2009 | Jeff Cunningham | FOR |
| 2008 | Kenny Cooper | FOR |
| 2005 | Ronnie O'Brien | MID |
| 2004 | Ronnie O'Brien | MID |
| 2002 | Oscar Pareja | MID |
| 1999 | Jason Kreis | FOR |
| 1996 | Mark Dodd | GK |
| 1996 | Leonel Alvarez | DEF |

MLS GOAL OF THE DECADE

Carlos Ruiz (05/28/05 vs. D.C. United)

MLS SCORING CHAMPION G/A

| | | |
|------|-----------------|--------|
| 1999 | Jason Kreis | 18 / 5 |
| 2009 | Jeff Cunningham | 17 / 8 |

MLS GOALKEEPER OF THE YEAR

199 Mark Dodd

MLS COMEBACK PLAYER OF THE YEAR

2006 Richard Mulrooney
2008 Kenny Cooper

MLS PLAYER OF THE MONTH

| | |
|------------|-----------------|
| July 1996 | Jason Kreis |
| May 1997 | Alain Sutter |
| June 1999 | Jason Kreis |
| May 2005 | Carlos Ruiz |
| May 2006 | Carlos Ruiz |
| Sept. 2009 | Jeff Cunningham |
| Aug. 2010 | Kevin Hartman |
| July 2011 | Kevin Hartman |
| March 2014 | Mauro Diaz |
| May 2022 | Paul Arriola |

MLS MVP

1999 Jason Kreis
2010 David Ferreira

MLS WORKS HUMANITARIAN OF THE YEAR

2017 Ryan Hollingshead
2012 Chris Seitz

MLS ROOKIE OF THE YEAR

2014 Tesho Akindele

MLS DEFENDER OF THE YEAR

2016 Matt Hedges

MLS YOUNG PLAYER OF THE YEAR

2021 Ricardo Pepi
2022 Jesús Ferreira

MLS PLAYER OF THE WEEK

| | | |
|------|------------------|----|
| 1996 | Mark Dodd | 11 |
| | Leonel Alvarez | 19 |
| 1997 | Dante Washington | 5 |
| | Damian | 9 |
| | Dante Washington | 18 |
| 1999 | Jason Kreis | 1 |
| | Matt Jordan | 4 |
| | Jason Kreis | 5 |
| | Jason Kreis | 12 |
| | Jason Kreis | 17 |
| | Ariel Graziani | 23 |
| | Jason Kreis | 29 |
| | Jason Kreis | 30 |
| 2000 | Ariel Graziani | 1 |
| | Ariel Graziani | 16 |
| 2002 | Jason Kreis | 7 |
| | Bobby Rhine | 12 |
| | Antonio Martinez | 22 |
| 2003 | D.J. Countess | 28 |
| 2004 | Jeff Cassar | 15 |
| | Brad Davis | 17 |
| | Ronnie O'Brien | 22 |
| 2006 | Kenny Cooper | 16 |
| 2007 | Juan Tojoa | 15 |
| | Abe Thompson | 27 |
| 2008 | Kenny Cooper | 18 |
| | Kenny Cooper | 19 |
| 2009 | Jeff Cunningham | 16 |
| | Jeff Cunningham | 20 |
| | Jeff Cunningham | 26 |
| | Jeff Cunningham | 30 |
| 2010 | Brek Shea | 11 |
| | Jeff Cunningham | 19 |
| 2011 | David Ferreira | 4 |
| 2012 | David Ferreira | 24 |
| 2014 | Tesho Akindele | 23 |
| | Blas Perez | 27 |
| 2015 | Fabian Castillo | 7 |
| | Fabian Castillo | 9 |
| 2016 | Michael Barrios | 4 |
| 2017 | Maxi Urruti | 3 |
| | Roland Lamah | 14 |
| 2021 | Ricardo Pepi | 15 |
| | Ricardo Pepi | 22 |
| 2022 | Jesús Ferreira | 4 |

FC DALLAS AWARDS

MOST VALUABLE PLAYER

| | |
|------|-------------------|
| 1996 | Leonel Alvarez |
| 1997 | Mark Dodd |
| 1998 | Jorge Rodriguez |
| 1999 | Jason Kreis |
| 2000 | Ariel Graziani |
| 2001 | Oscar Pareja |
| 2002 | Oscar Pareja |
| 2003 | Jason Kreis |
| 2004 | Simo Valakari |
| 2005 | Ronnie O'Brien |
| 2006 | Kenny Cooper |
| 2007 | Juan Toja |
| 2008 | Kenny Cooper |
| 2009 | Jeff Cunningham |
| 2010 | David Ferreira |
| 2011 | Brek Shea |
| 2012 | David Ferreira |
| 2014 | Fabian Castillo |
| 2015 | Fabian Castillo |
| 2016 | Mauro Diaz |
| 2017 | Michael Barrios |
| 2018 | Matt Hedges |
| 2019 | Ryan Hollingshead |
| 2020 | Bryan Reynolds |

HUMANITARIAN OF THE YEAR

| | |
|------|-------------------|
| 2001 | Matt Jordan |
| 2002 | Matt Jordan |
| 2003 | Bobby Rhine |
| 2004 | Steve Jolley |
| 2005 | Richard Mulroney |
| 2006 | Richard Mulroney |
| 2007 | Bobby Rhine |
| 2008 | Pablo Ricchetti |
| 2009 | Pablo Ricchetti |
| 2010 | Daniel Hernandez |
| 2011 | Daniel Hernandez |
| 2012 | Chris Seitz |
| 2014 | Zach Loyd |
| 2015 | Zach Loyd |
| 2016 | Zach Loyd |
| 2017 | Ryan Hollingshead |
| 2018 | Francis Atuahene |

DEFENDER OF THE YEAR

| | |
|------|------------------|
| 1996 | Mark Dodd |
| 1997 | Mark Dodd |
| 1998 | Jorge Rodriguez |
| 1999 | Matt Jordan |
| 2000 | Jorge Rodriguez |
| 2001 | Jorge Rodriguez |
| 2002 | Tenywa Bonseu |
| 2003 | D.J. Countess |
| 2004 | Cory Gibbs |
| 2005 | Greg Vanney |
| 2006 | Chris Gbandi |
| 2007 | Clarence Goodson |
| 2008 | Pablo Ricchetti |
| 2009 | Dario Sala |
| 2010 | Kevin Hartman |
| 2011 | Kevin Hartman |
| 2012 | Kevin Hartman |
| 2014 | Matt Hedges |
| 2015 | Matt Hedges |
| 2016 | Matt Hedges |
| 2017 | Carlos Gruezo |
| 2018 | Matt Hedges |
| 2019 | Reto Ziegler |
| 2020 | Bryan Reynolds |
| 2022 | José Martínez |

YOUNG PLAYER OF THE YEAR

| | |
|------|----------------|
| 2022 | Jesús Ferreira |
|------|----------------|

MLS ALL-STARS

| | |
|-----------|---|
| 2023..... | Jesús Ferreira |
| 2022..... | Paul Arriola, Jesús Ferreira |
| 2021..... | Ricardo Pepi |
| 2019..... | Matt Hedges, Paxton Pomykal |
| 2018..... | Matt Hedges |
| 2017..... | Hernan Grana, Matt Hedges, Kellyn Acosta |
| 2016..... | Mauro Diaz, Kellyn Acosta |
| 2015..... | Fabian Castillo |
| 2013..... | Raul Fernandez, George John |
| 2012..... | Brek Shea |
| 2011..... | Brek Shea |
| 2010..... | David Ferreira, Heath Pearce |
| 2008..... | Kenny Cooper, Juan Toja |
| 2007..... | Juan Toja |
| 2006..... | Richard Mulrooney, Ronnie O'Brien, Dario Sala, Carlos Ruiz, Greg Vanney |
| 2005..... | Ronnie O'Brien, Greg Vanney, Simo Valakari, Scott Garlick, Carlos Ruiz, Eddie Johnson, Colin Clarke |
| 2004..... | Cory Gibbs, Ronnie O'Brien, Jason Kreis |
| 2003..... | Jason Kreis |
| 2002..... | Chad Deering, Ryan Suarez, Jason Kreis, Joselito Vaca |
| 2001..... | Chad Deering, Ariel Graziani, Jason Kreis, Lubos Kubik |
| 2000..... | Jason Kreis, Ariel Graziani |
| 1999..... | Matt Jordan, Jason Kreis, Leonel Alvarez |
| 1997..... | Damian, Mark Dodd, Diego Soñora, Alain Sutter, Dante Washington, Mark Santel |
| 1996..... | Diego Soñora, Mark Santel, Mark Dodd, Jason Kreis, Leonel Alvarez |

MLS ALL-STARS APPEARANCES

| | | |
|--------------------|----------------------|---------------------|
| Jason Kreis: 6 | Raul Fernandez: 1 | Colin Clarke: 1 |
| Matt Hedges: 3 | George John: 1 | Scott Garlick: 1 |
| Jesús Ferreira: 2 | David Ferreira: 1 | Alain Sutter: 1 |
| Kellyn Acosta: 2 | Heath Pearce: 1 | Dante Washington: 1 |
| Juan Toja: 2 | Kenny Cooper: 1 | |
| Brek Shea: 2 | Richard Mulrooney: 1 | |
| Ronnie O'Brien: 2 | Dario Sala: 1 | |
| Carlos Ruiz: 2 | Simo Valakari: 1 | |
| Greg Vanney: 2 | Damian: 1 | |
| Ariel Graziani: 2 | Mark Dodd: 1 | |
| Chad Deering: 2 | Diego Soñora: 1 | |
| Leonel Alvarez: 2 | Mark Santel: 1 | |
| Paul Arriola: 1 | Cory Gibbs: 1 | |
| Ricardo Pepi: 1 | Ryan Suarez: 1 | |
| Paxton Pomykal: 1 | Joselito Vaca: 1 | |
| Hernan Grana: 1 | Lubos Kubik: 1 | |
| Mauro Diaz: 1 | Matt Jordan: 1 | |
| Fabian Castillo: 1 | Eddie Johnson: 1 | |

AGE-RELATED MILESTONES

YOUNGEST PLAYER TO ...

| | | | | | |
|-------------------------|----------------|-------------------|------------|------------|------------|
| play in a game | Jesus Ferreira | 16 yrs., 161 days | 12/24/2000 | 06/03/2017 | DAL vs RSL |
| start a game | Paxton Pomykal | 17 yrs., 84 days | 12/17/1999 | 03/11/2017 | DAL at KC |
| play a complete game | Justin Che | 17 yrs., 217 days | 11/18/2003 | 06/23/2021 | DAL at LFC |
| score a goal | Jesus Ferreira | 16 yrs., 161 days | 12/24/2000 | 06/03/2017 | DAL vs RSL |
| record an assist | Ricardo Pepi | 17 yrs., 233 days | 1/09/2003 | 08/29/2020 | DAL vs MIN |
| score 2 goals in a game | Ricardo Pepi | 18 yrs., 169 days | 1/09/2003 | 06/27/2021 | DAL vs NE |
| score 3 goals in a game | Ricardo Pepi | 18 yrs., 196 days | 1/09/2003 | 07/24/2021 | DAL vs LA |
| play a game as GK | Jesse Gonzalez | 20 yrs., 89 days | 5/25/1995 | 08/22/2015 | DAL at VAN |
| start a game as GK | Jesse Gonzalez | 20 yrs., 89 days | 5/25/1995 | 08/22/2015 | DAL at VAN |
| play a CG as GK | Jesse Gonzalez | 20 yrs., 89 days | 5/25/1995 | 08/22/2015 | DAL at VAN |
| record a shutout | Jesse Gonzalez | 20 yrs., 96 days | 5/25/1995 | 08/29/2015 | DAL vs RSL |
| record a win | Jesse Gonzalez | 20 yrs., 96 days | 5/25/1995 | 08/29/2015 | DAL vs RSL |

OLDEST PLAYER TO ...

| | | | | | |
|-------------------------|-----------------|-------------------|-----------|------------|------------|
| play in a game | Kevin Hartman | 38 yrs., 156 days | 5/25/1974 | 10/28/2012 | DAL vs CHV |
| start a game | Kevin Hartman | 38 yrs., 156 days | 5/25/1974 | 10/28/2012 | DAL vs CHV |
| play a complete game | Kevin Hartman | 38 yrs., 156 days | 5/25/1974 | 10/28/2012 | DAL vs CHV |
| score a goal | Hugo Sanchez | 38 yrs., 70 days | 7/11/1958 | 09/19/1996 | DAL vs LA |
| record an assist | Hugo Sanchez | 38 yrs., 16 days | 7/11/1958 | 07/27/1996 | DAL vs COL |
| score 2 goals in a game | Blas Perez | 34 yrs., 1 days | 3/13/1981 | 03/14/2015 | DAL vs KC |
| score 3 goals in a game | Jeff Cunningham | 32 yrs., 345 days | 8/21/1976 | 08/01/2009 | DAL vs KC |
| play a game as GK | Kevin Hartman | 38 yrs., 156 days | 5/25/1974 | 10/28/2012 | DAL vs CHV |
| start a game as GK | Kevin Hartman | 38 yrs., 156 days | 5/25/1974 | 10/28/2012 | DAL vs CHV |
| play a CG as GK | Kevin Hartman | 38 yrs., 156 days | 5/25/1974 | 10/28/2012 | DAL vs CHV |
| record a shutout | Kevin Hartman | 38 yrs., 113 days | 5/25/1974 | 09/15/2012 | DAL vs VAN |
| record a win | Kevin Hartman | 38 yrs., 113 days | 5/25/1974 | 09/15/2012 | DAL vs VAN |

YEAR-BY-YEAR LEADERS

GAMES PLAYED

| YEAR | PLAYER | GP |
|------|---------------------|----|
| 2023 | Marco Farfan | 32 |
| 2022 | Jesús Ferreira | 33 |
| | Paxtoon Pomykal | 33 |
| 2021 | Jáder Obrian | 34 |
| 2020 | Michael Barrios | 21 |
| 2019 | Ryan Hollingshead | 34 |
| 2018 | Michael Barrios | 34 |
| 2017 | Michael Barrios | 34 |
| 2016 | Kellyn Acosta | 32 |
| | Michael Barrios | 32 |
| | Victor Ulloa | 32 |
| 2015 | Ryan Hollingshead | 33 |
| | Victor Ulloa | 33 |
| 2014 | Matt Hedges | 32 |
| 2013 | Fabian Castillo | 33 |
| | Matt Hedges | 33 |
| 2012 | Zach Loyd | 32 |
| 2011 | Kevin Hartman | 33 |
| 2010 | David Ferreira | 30 |
| 2009 | David Ferreira | 30 |
| | Dave van den Bergh | 30 |
| 2008 | Kenny Cooper | 30 |
| 2007 | Dominic Oduro | 29 |
| 2006 | Kenny Cooper | 31 |
| | Simo Valakari | 31 |
| 2005 | Clarence Goodson | 29 |
| 2004 | Brad Davis | 29 |
| | Ronnie O'Brien | 29 |
| 2003 | Chad Deering | 27 |
| | Joselito Vaca | 27 |
| 2002 | 5 players tied with | 27 |
| 2001 | Matt Jordan | 26 |
| 2000 | Eric Dade | 31 |
| | Matt Jordan | 31 |
| 1999 | Jason Kreis | 32 |
| 1998 | Ted Eck | 31 |
| | Brian Haynes | 31 |
| 1997 | Jason Kreis | 32 |
| 1996 | 5 players tied with | 31 |

GAMES STARTED

| YEAR | PLAYER | GS |
|------|---------------------|----|
| 2023 | Marco Farfan | 31 |
| 2022 | Marco Farfan | 32 |
| | Maarten Paes | 32 |
| 2021 | Ryan Hollingshead | 30 |
| 2020 | Thiago Santos | 19 |
| | Michael Barrios | 19 |
| | Ryan Hollingshead | 19 |
| 2019 | Matt Hedges | 33 |
| | Ryan Hollingshead | 33 |
| 2018 | Matt Hedges | 33 |
| | Reggie Cannon | 33 |
| 2017 | Maximiliano Urruti | 31 |
| 2016 | Michael Barrios | 30 |
| | Walker Zimmerman | 30 |
| 2015 | Victor Ulloa | 33 |
| 2014 | Matt Hedges | 32 |
| 2013 | Matt Hedges | 32 |
| 2012 | Andrew Jacobson | 31 |
| | Zach Loyd | 31 |
| 2011 | Kevin Hartman | 33 |
| 2010 | David Ferreira | 30 |
| 2009 | David Ferreira | 30 |
| | Dave van den Bergh | 30 |
| 2008 | Kenny Cooper | 30 |
| 2007 | Drew Moor | 28 |
| 2006 | Bobby Rhine | 30 |
| | Simo Valakari | 30 |
| 2005 | Clarence Goodson | 28 |
| | Ronnie O'Brien | 28 |
| | Simo Valakari | 28 |
| 2004 | Ronnie O'Brien | 29 |
| 2003 | Chad Deering | 26 |
| 2002 | Tenywa Bonseu | 27 |
| | Matt Jordan | 27 |
| 2001 | Matt Jordan | 26 |
| 2000 | Matt Jordan | 31 |
| 1999 | Jason Kreis | 32 |
| 1998 | Jason Kreis | 30 |
| 1997 | Mark Dodd | 30 |
| 1996 | 4 players tied with | 31 |

MINUTES PLAYED

| YEAR | PLAYER | MIN |
|------|--------------------|------|
| 2023 | Marco Farfan | 2692 |
| 2022 | Maarten Paes | 2880 |
| 2021 | Ryan Hollingshead | 2671 |
| 2020 | Ryan Hollingshead | 1731 |
| 2019 | Ryan Hollingshead | 2961 |
| 2018 | Matt Hedges | 2925 |
| 2017 | Maximiliano Urruti | 2749 |
| 2016 | Walker Zimmerman | 2700 |
| 2015 | Victor Ulloa | 2915 |
| 2014 | Matt Hedges | 2790 |
| 2013 | Matt Hedges | 2793 |
| 2012 | Kevin Hartman | 2700 |
| 2011 | Kevin Hartman | 2970 |
| 2010 | David Ferreira | 2699 |
| 2009 | David Ferreira | 2692 |
| 2008 | Kenny Cooper | 2622 |
| 2007 | Drew Moor | 2495 |
| 2006 | Simo Valakari | 2608 |
| 2005 | Ronnie O'Brien | 2512 |
| 2004 | Ronnie O'Brien | 2581 |
| 2003 | D.J. Countess | 2194 |
| 2002 | Matt Jordan | 2511 |
| 2001 | Matt Jordan | 2388 |
| 2000 | Matt Jordan | 2830 |
| 1999 | Jason Kreis | 2815 |
| 1998 | Jason Kreis | 2578 |
| 1997 | Mark Dodd | 2700 |
| 1996 | Mark Dodd | 2776 |

YEAR-BY-YEAR LEADERS

| GOALS | | | ASSISTS | | | SHOTS | | |
|-------|--------------------|----|---------|--------------------|----|-------|--------------------|-----|
| YEAR | PLAYER | G | YEAR | PLAYER | A | YEAR | PLAYER | SH |
| 2023 | Jesús Ferreira | 12 | 2023 | Jesús Ferreira | 6 | 2023 | Jesús Ferreira | 62 |
| 2022 | Jesús Ferreira | 18 | 2022 | Paul Arriola | 7 | 2022 | Jesús Ferreira | 82 |
| 2021 | Ricardo Pepi | 13 | | Alan Velasco | 7 | 2021 | Ricardo Pepi | 67 |
| 2020 | Franco Jara | 7 | 2021 | Jesús Ferreira | 9 | 2020 | Franco Jara | 37 |
| 2019 | Jesús Ferreira | 8 | 2020 | Michael Barrios | 5 | 2019 | Jesús Ferreira | 59 |
| 2018 | Maximiliano Urruti | 8 | 2019 | Michael Barrios | 15 | 2018 | Maximiliano Urruti | 117 |
| | Roland Lamah | 8 | 2018 | Maximiliano Urruti | 11 | 2017 | Maximiliano Urruti | 103 |
| 2017 | Maximiliano Urruti | 12 | 2017 | Michael Barrios | 14 | 2016 | Maximiliano Urruti | 91 |
| 2016 | Michael Barrios | 9 | 2016 | Mauro Díaz | 13 | 2015 | Fabian Castillo | 79 |
| | Maximiliano Urruti | 9 | 2015 | Mauro Díaz | 10 | 2014 | Fabian Castillo | 74 |
| 2015 | Fabian Castillo | 9 | 2014 | Blas Perez | 6 | 2013 | Jackson | 61 |
| 2014 | Blas Perez | 11 | 2013 | David Ferreira | 9 | 2012 | Jackson | 56 |
| 2013 | Blas Perez | 11 | 2012 | David Ferreira | 9 | 2011 | Brek Shea | 74 |
| 2012 | Blas Perez | 9 | 2011 | Andrew Jacobson | 5 | 2010 | Jeff Cunningham | 58 |
| 2011 | Brek Shea | 11 | 2010 | David Ferreira | 13 | 2009 | Jeff Cunningham | 71 |
| 2010 | Jeff Cunningham | 11 | 2009 | Dave van den Bergh | 11 | 2008 | Kenny Cooper | 119 |
| 2009 | Jeff Cunningham | 17 | 2008 | Andre Rocha | 8 | 2007 | Arturo Alvarez | 61 |
| 2008 | Kenny Cooper | 18 | 2007 | Dax McCarty | 7 | 2006 | Ronnie O'Brien | 69 |
| 2007 | Carlos Ruiz | 7 | 2006 | Ronnie O'Brien | 11 | 2005 | Ronnie O'Brien | 83 |
| 2006 | Carlos Ruiz | 13 | 2005 | Ronnie O'Brien | 12 | 2004 | Eddie Johnson | 75 |
| 2005 | Carlos Ruiz | 11 | 2004 | Ronnie O'Brien | 10 | 2003 | Jason Kreis | 42 |
| 2004 | Eddie Johnson | 12 | 2003 | Brad Davis | 5 | 2002 | Jason Kreis | 81 |
| 2003 | Jason Kreis | 7 | | Chad Deering | 5 | 2001 | Ariel Graziani | 83 |
| 2002 | Jason Kreis | 13 | 2002 | Antonio Martinez | 10 | 2000 | Jason Kreis | 82 |
| 2001 | Ariel Graziani | 11 | 2001 | Oscar Pareja | 12 | 1999 | Jason Kreis | 114 |
| 2000 | Ariel Graziani | 15 | 2000 | Jason Kreis | 13 | 1998 | Jason Kreis | 97 |
| 1999 | Jason Kreis | 18 | 1999 | Jason Kreis | 15 | 1997 | Dante Washington | 69 |
| 1998 | Jason Kreis | 9 | 1998 | Jason Kreis | 8 | 1996 | Jason Kreis | 90 |
| 1997 | Dante Washington | 12 | 1997 | Alain Sutter | 8 | | | |
| 1996 | Jason Kreis | 13 | 1996 | Gerell Elliott | 7 | | | |
| | | | | Diego Soñora | 7 | | | |

YEAR-BY-YEAR LEADERS

SHOTS ON GOAL

| YEAR | PLAYER | SOG |
|------|--------------------|-----|
| 2023 | Jesús Ferreira | 24 |
| 2022 | Jesús Ferreira | 43 |
| 2021 | Ricardo Pepi | 31 |
| 2020 | Franco Jara | 20 |
| 2019 | Jesús Ferreira | 22 |
| 2018 | Maximiliano Urruti | 35 |
| 2017 | Maximiliano Urruti | 39 |
| 2016 | Maximiliano Urruti | 36 |
| 2015 | Fabian Castillo | 30 |
| 2014 | Fabian Castillo | 32 |
| 2013 | Blas Perez | 29 |
| 2012 | Blas Perez | 23 |
| 2011 | Marvin Chavez | 28 |
| 2010 | David Ferreira | 26 |
| 2009 | Jeff Cunningham | 38 |
| 2008 | Kenny Cooper | 60 |
| 2007 | Arturo Alvarez | 30 |
| 2006 | Kenny Cooper | 30 |
| 2005 | Ronnie O'Brien | 37 |
| 2004 | Eddie Johnson | 32 |
| 2003 | Jason Kreis | 21 |
| 2002 | Jason Kreis | 38 |
| 2001 | Ariel Graziani | 40 |
| 2000 | Ariel Graziani | 45 |
| 1999 | Jason Kreis | 57 |
| 1998 | Jason Kreis | 39 |
| 1997 | Dante Washington | 38 |
| 1996 | Jason Kreis | 41 |

FOULS COMMITTED

| YEAR | PLAYER | FC |
|------|------------------|----|
| 2023 | Alan Velasco | 41 |
| 2022 | Paxton Pomyka | 44 |
| 2021 | Bryan Acosta | 48 |
| 2020 | Thiago Santos | 41 |
| 2019 | Bryan Acosta | 64 |
| 2018 | Carlos Gruezo | 49 |
| 2017 | Carlos Gruezo | 61 |
| 2016 | Carlos Gruezo | 55 |
| 2015 | Victor Ulloa | 41 |
| 2014 | Blas Perez | 46 |
| 2013 | Jackson | 57 |
| 2012 | Andrew Jacobson | 47 |
| 2011 | Daniel Hernandez | 47 |
| 2010 | Atiba Harris | 51 |
| 2009 | Dax McCarty | 29 |
| 2008 | Andre Rocha | 52 |
| 2007 | Juan Toja | 83 |
| 2006 | Simo Valakari | 81 |
| 2005 | Simo Valakari | 78 |
| 2004 | Simo Valakari | 73 |
| 2003 | Oscar Pareja | 58 |
| 2002 | Oscar Pareja | 64 |
| 2001 | Oscar Pareja | 59 |
| 2000 | Jason Kreis | 61 |
| 1999 | Jason Kreis | 49 |
| 1998 | Leonel Alvarez | 63 |
| 1997 | Daniel Peinado | 57 |
| 1996 | Lawrence Lozzano | 50 |

FOULS SUFFERED

| YEAR | PLAYER | FS |
|------|--------------------|----|
| 2023 | Alan Velasco | 53 |
| 2022 | Paxton Pomykal | 65 |
| 2021 | Jáder Obrian | 44 |
| 2020 | Thiago Santos | 47 |
| 2019 | Paxton Pomykal | 63 |
| 2018 | Maximiliano Urruti | 49 |
| 2017 | Maximiliano Urruti | 52 |
| 2016 | Mauro Díaz | 81 |
| 2015 | Mauro Díaz | 76 |
| 2014 | Andres Escobar | 52 |
| 2013 | David Ferreira | 76 |
| 2012 | David Ferreira | 53 |
| 2011 | Marvin Chavez | 53 |
| 2010 | David Ferreira | 84 |
| 2009 | David Ferreira | 58 |
| 2008 | Kenny Cooper | 48 |
| 2007 | Dax McCarty | 46 |
| 2006 | Carlos Ruiz | 72 |
| 2005 | Ronnie O'Brien | 47 |
| | Carlos Ruiz | 47 |
| 2004 | Eddie Johnson | 53 |
| 2003 | Oscar Pareja | 48 |
| 2002 | Oscar Pareja | 58 |
| 2001 | Oscar Pareja | 56 |
| 2000 | Oscar Pareja | 77 |
| 1999 | Oscar Pareja | 59 |
| 1998 | Jason Kreis | 43 |
| 1997 | Damian | 61 |
| 1996 | Lawrence Lozzano | 55 |

YEAR-BY-YEAR LEADERS

CAUTIONS (YELLOW)

| YEAR | PLAYER | C |
|------|---------------------|----|
| 2023 | Jáder Obrian | 7 |
| 2022 | Edwin Cerrillo | 8 |
| 2021 | Bryan Acosta | 7 |
| | Bressan | 7 |
| | Franco Jara | 7 |
| | Jáder Obrian | 7 |
| | Ema Twumasi | 7 |
| 2020 | Thiago Santos | 8 |
| 2019 | Bryan Acosta | 12 |
| 2018 | Carlos Gruezo | 8 |
| | Matt Hedges | 8 |
| 2017 | Maynor Figueroa | 8 |
| | Hernan Grana | 8 |
| 2016 | Carlos Gruezo | 9 |
| 2015 | Atiba Harris | 8 |
| 2014 | Michel | 6 |
| 2013 | Fabian Castillo | 7 |
| 2012 | Fabian Castillo | 7 |
| 2011 | Jackson | 8 |
| 2010 | Atiba Harris | 8 |
| 2009 | Pablo Ricchetti | 7 |
| 2008 | Marcelo Saragosa | 8 |
| 2007 | Carlos Ruiz | 9 |
| 2006 | Bobby Rhine | 7 |
| 2005 | Clarence Goodson | 9 |
| 2004 | Chris Gbandi | 8 |
| | Simo Valakari | 8 |
| 2003 | Oscar Pareja | 9 |
| 2002 | Paul Broome | 7 |
| | Oscar Pareja | 7 |
| | Joselito Vaca | 7 |
| 2001 | 5 players tied with | 6 |
| 2000 | Ricardo Iribarren | 10 |
| 1999 | Eric Dade | 5 |
| | Jason Kreis | 5 |
| | Brandon Pollard | 5 |
| 1998 | Leonel Alvarez | 12 |
| 1997 | Damian | 7 |
| 1996 | Leonel Alvarez | 14 |

EJECTIONS (RED CARDS)

| YEAR | PLAYER | E |
|------|---------------------|---|
| 2023 | Maarten Paes | 1 |
| | Ema Twumasi | 1 |
| 2022 | Brandon Servania | 2 |
| 2021 | Bryan Acosta | 1 |
| 2020 | Bryan Acosta | 1 |
| 2019 | Matt Hedges | 1 |
| 2018 | Reto Ziegler | 3 |
| 2017 | Tesho Akindede | 1 |
| | Carlos Gruezo | 1 |
| | Jacori Hayes | 1 |
| 2016 | Maynor Figueroa | 1 |
| 2015 | 4 players tied with | 1 |
| 2014 | Moises Hernandez | 2 |
| | Blas Perez | 2 |
| | Je-Vaughn Watson | 2 |
| 2013 | Jackson | 2 |
| 2012 | Daniel Hernandez | 2 |
| | Zach Loyd | 2 |
| 2011 | 4 players tied with | 1 |
| 2010 | Jair Benitez | 1 |
| | Dario Sala | 1 |
| | Brek Shea | 1 |
| 2009 | 5 players tied with | 1 |
| 2008 | Pablo Ricchetti | 2 |
| 2007 | 4 players tied with | 1 |
| 2006 | Chris Gbandi | 1 |
| | Bobby Rhine | 1 |
| 2005 | Carey Talley | 1 |
| | Greg Vanney | 1 |
| 2004 | Simo Valakari | 2 |
| 2003 | 6 players tied with | 1 |
| 2002 | 4 players tied with | 1 |
| 2001 | Ted Eck | 1 |
| | Justin Evans | 1 |
| | Lubos Kubik | 1 |
| 2000 | Sergi Daniv | 2 |
| 1999 | 5 players tied with | 1 |
| 1998 | Leonel Alvarez | 2 |
| 1997 | Damian | 2 |
| 1996 | Leonel Alvarez | 2 |

CORNER KICKS

| YEAR | PLAYER | CK |
|------|--------------------|-----|
| 2023 | Jesús Ferreira | 67 |
| 2022 | Jesús Ferreira | 48 |
| 2021 | Jesús Ferreira | 59 |
| 2020 | Reto Ziegler | 38 |
| 2019 | Michael Barrios | 108 |
| 2018 | Mauro Díaz | 42 |
| 2017 | Kellyn Acosta | 51 |
| 2016 | Mauro Díaz | 79 |
| 2015 | Mauro Díaz | 75 |
| 2014 | Michel | 88 |
| 2013 | Michel | 79 |
| 2012 | David Ferreira | 62 |
| 2011 | Ricardo Villar | 55 |
| 2010 | David Ferreira | 99 |
| 2009 | Dave van den Bergh | 107 |
| 2008 | Andre Rocha | 60 |
| 2007 | Arturo Alvarez | 44 |
| 2006 | Ronnie O'Brien | 39 |
| 2005 | Ronnie O'Brien | 44 |
| 2004 | Brad Davis | 91 |
| 2003 | Brad Davis | 59 |
| 2002 | Antonio Martinez | 62 |
| 2001 | Jason Kreis | 46 |
| 2000 | Chad Deering | 63 |
| 1999 | Jason Kreis | 79 |
| 1998 | Jason Kreis | 68 |
| 1997 | Alain Sutter | 43 |
| 1996 | Brian Haynes | 48 |

YEAR-BY-YEAR LEADERS

OFFSIDES

| YEAR | PLAYER | OFF |
|------|--------------------|-----|
| 2023 | Jáder Obrian | 17 |
| 2022 | Paul Arriola | 16 |
| 2021 | Jáder Obrian | 22 |
| 2020 | Franco Jara | 11 |
| 2019 | Dominique Badji | 14 |
| 2018 | Roland Lamah | 17 |
| 2017 | Maximiliano Urruti | 27 |
| 2016 | Fabian Castillo | 23 |
| 2015 | Fabian Castillo | 16 |
| 2014 | Fabian Castillo | 31 |
| 2013 | Kenny Cooper | 23 |
| 2012 | Blas Perez | 18 |
| 2011 | Fabian Castillo | 23 |
| 2010 | Jeff Cunningham | 27 |
| 2009 | Jeff Cunningham | 33 |
| 2008 | Kenny Cooper | 39 |
| 2007 | Carlos Ruiz | 23 |
| 2006 | Carlos Ruiz | 32 |
| 2005 | Carlos Ruiz | 36 |
| 2004 | Eddie Johnson | 27 |
| 2003 | Toni Nhleko | 19 |
| 2002 | Ronald Cerritos | 23 |
| 2001 | Ariel Graziani | 37 |
| 2000 | Ariel Graziani | 37 |
| 1999 | Jason Kreis | 29 |
| 1998 | Dante Washington | 25 |
| 1997 | Damian | 42 |
| 1996 | Gerell Elliott | 20 |

GAME-WINNING GOALS

| YEAR | PLAYER | GWG |
|------|---------------------|-----|
| 2023 | Jesús Ferreira | 7 |
| 2022 | Jesús Ferreira | 6 |
| 2021 | Ricardo Pepi | 3 |
| 2020 | Ryan Hollingshead | 4 |
| 2019 | Dominique Badji | 2 |
| | Reto Ziegler | 2 |
| 2018 | Roland Lamah | 4 |
| 2017 | Maximiliano Urruti | 3 |
| 2016 | Fabian Castillo | 3 |
| | Mauro Díaz | 3 |
| | Walker Zimmerman | 3 |
| 2015 | Tesho Akindele | 3 |
| | Blas Perez | 3 |
| | David Texeira | 3 |
| 2014 | Fabian Castillo | 4 |
| 2013 | Fabian Castillo | 2 |
| 2012 | Fabian Castillo | 2 |
| | David Ferreira | 2 |
| 2011 | Brek Shea | 5 |
| 2010 | Jeff Cunningham | 3 |
| | Brek Shea | 3 |
| 2009 | Jeff Cunningham | 7 |
| 2008 | Kenny Cooper | 4 |
| 2007 | Juan Toja | 3 |
| 2006 | Kenny Cooper | 6 |
| 2005 | Roberto Mina | 3 |
| | Carlos Ruiz | 3 |
| 2004 | Eddie Johnson | 7 |
| 2003 | 6 players tied with | 1 |
| 2002 | Jason Kreis | 5 |
| 2001 | Ariel Graziani | 2 |
| | Jason Kreis | 2 |
| | Jorge Rodriguez | 2 |
| 2000 | Jason Kreis | 4 |
| 1999 | Jason Kreis | 6 |
| 1998 | Jason Kreis | 6 |
| 1997 | Damian | 3 |
| | Dante Washington | 3 |
| 1996 | Jason Kreis | 3 |

GAME-WINNING ASSISTS

| YEAR | PLAYER | GWA |
|------|---------------------|-----|
| 2023 | Jáder Obrian | 2 |
| | Marco Farfan | 2 |
| 2022 | Paul Arriola | 2 |
| | Marco Farfan | 2 |
| | Sebastian Lletget | 2 |
| | Paxton Pomykal | 2 |
| | Alan Velasco | 2 |
| 2021 | Szabolcs Schön | 3 |
| 2020 | Michael Barrios | 3 |
| 2019 | Michael Barrios | 3 |
| | Jesús Ferreira | 3 |
| 2018 | Maximiliano Urruti | 3 |
| | Michael Barrios | 3 |
| 2017 | Michael Barrios | 3 |
| 2016 | Mauro Díaz | 7 |
| 2015 | Mauro Díaz | 4 |
| 2014 | Tesho Akindele | 2 |
| 2013 | David Ferreira | 3 |
| | Michel | 3 |
| 2012 | Fabian Castillo | 2 |
| | Zach Loyd | 2 |
| | Blas Perez | 2 |
| 2011 | 5 players tied with | 2 |
| 2010 | David Ferreira | 5 |
| 2009 | 4 players tied with | 3 |
| 2008 | Andre Rocha | 4 |
| 2007 | Dax McCarty | 2 |
| | Ramon Nunez | 2 |
| 2006 | Richard Mulrooney | 4 |
| | Ronnie O'Brien | 4 |
| 2005 | David Wagenfuhr | 2 |
| 2004 | Ronnie O'Brien | 4 |
| 2003 | Oscar Pareja | 2 |
| 2002 | Oscar Pareja | 4 |
| | Joselito Vaca | 4 |
| 2001 | Oscar Pareja | 4 |
| 2000 | Jason Kreis | 4 |
| | Oscar Pareja | 4 |
| 1999 | Jason Kreis | 7 |
| 1998 | Leonel Alvarez | 2 |
| | Jason Kreis | 2 |
| | Oscar Pareja | 2 |
| 1997 | Mark Santel | 3 |
| 1996 | Leonel Alvarez | 2 |
| | Ted Eck | 2 |
| | Gerell Elliott | 2 |

YEAR-BY-YEAR LEADERS

PENALTY-KICK GOALS

| YEAR | PLAYER | PKG |
|------|------------------|-----|
| 2023 | Jesús Ferreira | 1 |
| 2022 | Franco Jara | 1 |
| 2021 | Franco Jara | 1 |
| 2020 | Reto Ziegler | 2 |
| 2019 | Reto Ziegler | 4 |
| 2018 | Reto Ziegler | 2 |
| | Mauro Díaz | 2 |
| 2017 | Mauro Díaz | 2 |
| 2016 | Mauro Díaz | 3 |
| 2015 | Mauro Díaz | 3 |
| 2014 | Michel | 5 |
| 2013 | Kenny Cooper | 2 |
| 2012 | Brek Shea | 2 |
| 2011 | Daniel Hernandez | 1 |
| 2010 | Jeff Cunningham | 4 |
| | David Ferreira | 4 |
| 2009 | Kenny Cooper | 2 |
| 2008 | Kenny Cooper | 4 |
| 2007 | Abe Thompson | 2 |
| 2005 | Carlos Ruiz | 3 |
| 2004 | Eddie Johnson | 1 |
| | Bobby Rhine | 1 |
| 2003 | Brad Davis | 2 |
| 2002 | Jorge Rodriguez | 3 |
| 2001 | Jorge Rodriguez | 3 |
| 2000 | Jorge Rodriguez | 1 |
| 1999 | Jason Kreis | 1 |
| | Oscar Pareja | 1 |
| 1998 | Damian | 1 |
| 1997 | Damian | 4 |
| | Jason Kreis | 4 |
| 1996 | Leonel Alvarez | 1 |
| | W. Rodriguez | 1 |
| | Hugo Sanchez | 1 |

GOALS PER GAME

| YEAR | PLAYER | G/G |
|------|-----------------|------|
| 2023 | Bernard Kamungo | 1.09 |
| 2022 | Jesús Ferreira | 0.55 |
| 2021 | Ricardi Pepi | 0.42 |
| 2020 | Franco Jara | 0.45 |
| 2019 | Z.Ondrasek | 0.41 |
| 2018 | Roland Lamah | 0.28 |
| 2017 | M. Urruti | 0.38 |
| 2016 | M. Urruti | 0.30 |
| 2015 | Mauro Díaz | 0.33 |
| 2014 | Blas Perez | 0.38 |
| 2013 | Blas Perez | 0.44 |
| 2012 | Blas Perez | 0.45 |
| 2011 | Brek Shea | 0.35 |
| 2010 | J.Cunningham | 0.41 |
| 2009 | J.Cunningham | 0.61 |
| 2008 | Kenny Cooper | 0.60 |
| 2007 | Carlos Ruiz | 0.32 |
| 2006 | Carlos Ruiz | 0.48 |
| 2005 | Carlos Ruiz | 0.58 |
| 2004 | E.Johnson | 0.46 |
| 2003 | Jason Kreis | 0.39 |
| 2002 | Jason Kreis | 0.48 |
| 2001 | Ariel Graziani | 0.44 |
| 2000 | Ariel Graziani | 0.63 |
| 1999 | Jason Kreis | 0.56 |
| 1998 | Jason Kreis | 0.30 |
| 1997 | Damian | 0.58 |
| 1996 | Jason Kreis | 0.42 |

Minimum: 5 goals

SCORING PCT.

| YEAR | PLAYER | % |
|------|-----------------|------|
| 2023 | Bernard Kamungo | 37.6 |
| 2022 | Jesús Ferreira | 22.0 |
| 2021 | Ricardo Pepi | 19.4 |
| 2020 | Franco Jara | 18.9 |
| 2019 | Z. Ondrasek | 26.9 |
| 2018 | R. Lamah | 21.6 |
| 2017 | R. Lamah | 25.0 |
| 2016 | M. Barrios | 18.0 |
| 2015 | M. Barrios | 20.6 |
| 2014 | T. Akindele | 23.3 |
| 2013 | Blas Perez | 19.6 |
| 2012 | Blas Perez | 17.0 |
| 2011 | Brek Shea | 14.9 |
| 2010 | M. Rodriguez | 21.7 |
| 2009 | J.Cunningham | 23.9 |
| 2008 | J.Cunningham | 20.8 |
| 2007 | A. Thompson | 26.3 |
| 2006 | C. Ruiz | 24.1 |
| 2005 | R. Mina | 20.0 |
| 2004 | E. Johnson | 16.0 |
| 2003 | Jason Kreis | 16.7 |
| 2002 | Jason Kreis | 16.0 |
| 2001 | J. Rodriguez | 17.1 |
| 2000 | Ariel Graziani | 20.3 |
| 1999 | Jason Kreis | 15.8 |
| 1998 | D.Washington | 13.7 |
| 1997 | D.Washington | 17.4 |
| 1996 | Hugo Sanchez | 15.0 |

Minimum: 5 goals

YEAR-BY-YEAR LEADERS

SHOTS ON GOAL PCT.

| YEAR | PLAYER | SOG% |
|------|-----------------|------|
| 2023 | Facundo Quignon | 45.0 |
| 2022 | Jesús Ferreira | 52.4 |
| 2021 | Jáder Obrian | 51.1 |
| 2020 | Franco Jara | 54.1 |
| 2019 | D. Badji | 48.8 |
| 2018 | M. Barrios | 49.2 |
| 2017 | R. Lamah | 52.3 |
| 2016 | M. Barrios | 52.0 |
| 2015 | F. Castillo | 38.0 |
| 2014 | F. Castillo | 43.2 |
| 2013 | Blas Perez | 51.8 |
| 2012 | Blas Perez | 43.4 |
| 2011 | M. Chavez | 42.4 |
| 2010 | D. Ferreira | 48.1 |
| 2009 | Kenny Cooper | 55.8 |
| 2008 | Kenny Cooper | 50.4 |
| 2007 | A. Alvarez | 49.2 |
| 2006 | Carlos Ruiz | 53.7 |
| 2005 | Carlos Ruiz | 47.6 |
| 2004 | Toni Nhleko | 46.9 |
| 2003 | Jason Kreis | 50.0 |
| 2002 | R. Cerritos | 62.5 |
| 2001 | Bobby Rhine | 64.9 |
| 2000 | Ariel Graziani | 60.8 |
| 1999 | Chad Deering | 56.4 |
| 1998 | D. Washington | 54.9 |
| 1997 | Gerell Elliott | 75.6 |
| 1996 | Hugo Sanchez | 57.5 |

Minimum: 20 shots on goal

ASSISTS PER GAME

| YEAR | PLAYER | A/G |
|------|-------------------|------|
| 2023 | Jesús Ferreira | 0.22 |
| 2022 | Sebastian Lletget | 0.50 |
| 2021 | Jesús Ferreira | 0.33 |
| 2020 | M. Barrios | 0.27 |
| 2019 | M. Barrios | 0.47 |
| 2018 | Mauro Diaz | 0.67 |
| 2017 | Mauro Díaz | 0.42 |
| 2016 | Mauro Díaz | 0.48 |
| 2015 | Mauro Díaz | 0.42 |
| 2014 | Blas Perez | 0.21 |
| 2013 | David Ferreira | 0.30 |
| 2012 | David Ferreira | 0.53 |
| 2011 | A. Jacobson | 0.19 |
| 2010 | David Ferreira | 0.43 |
| 2009 | Atiba Harris | 0.42 |
| 2008 | Andre Rocha | 0.30 |
| 2007 | Dax McCarty | 0.28 |
| 2006 | A.Thompson | 0.43 |
| 2005 | Ronnie O'Brien | 0.43 |
| 2004 | Ronnie O'Brien | 0.34 |
| 2003 | Brad Davis | 0.19 |
| 2002 | A. Martinez | 0.38 |
| 2001 | A. Martinez | 0.53 |
| 2000 | Jason Kreis | 0.48 |
| 1999 | Jason Kreis | 0.47 |
| 1998 | Jason Kreis | 0.27 |
| 1997 | Alain Sutter | 0.38 |
| 1996 | Gerell Elliott | 0.35 |

Minimum: 5 assists

GAMES PLAYED IN GOAL

| YEAR | PLAYER | GP |
|------|----------------|----|
| 2023 | Maarten Paes | 30 |
| 2022 | Maarten Paes | 32 |
| 2021 | Jimmy Maurer | 24 |
| 2020 | Jimmy Maurer | 16 |
| 2019 | Jesse Gonzalez | 32 |
| 2018 | Jesse Gonzalez | 21 |
| 2017 | Jesse Gonzalez | 29 |
| 2016 | Chris Seitz | 28 |
| 2015 | Dan Kennedy | 16 |
| 2014 | Raul Fernandez | 21 |
| 2013 | Raul Fernandez | 26 |
| 2012 | Kevin Hartman | 30 |
| 2011 | Kevin Hartman | 33 |
| 2010 | Kevin Hartman | 20 |
| 2009 | Ray Burse | 17 |
| 2008 | Dario Sala | 28 |
| 2007 | Dario Sala | 18 |
| 2006 | Dario Sala | 28 |
| 2005 | Scott Garlick | 28 |
| 2004 | Jeff Cassar | 19 |
| 2003 | D.J. Countess | 24 |
| 2002 | Matt Jordan | 27 |
| 2001 | Matt Jordan | 26 |
| 2000 | Matt Jordan | 31 |
| 1999 | Matt Jordan | 29 |
| 1998 | Mark Dodd | 25 |
| 1997 | Mark Dodd | 30 |
| 1996 | Mark Dodd | 31 |

YEAR-BY-YEAR LEADERS

GAMES STARTED IN GOAL

| YEAR | PLAYER | GP |
|------|----------------|----|
| 2023 | Maarten Paes | 30 |
| 2022 | Maarten Paes | 32 |
| 2021 | Jimmy Maurer | 24 |
| 2020 | Jimmy Maurer | 16 |
| 2019 | Jesse Gonzalez | 32 |
| 2018 | Jesse Gonzalez | 21 |
| 2017 | Jesse Gonzalez | 29 |
| 2016 | Chris Seitz | 28 |
| 2015 | Dan Kennedy | 16 |
| 2014 | Raul Fernandez | 20 |
| 2013 | Raul Fernandez | 26 |
| 2012 | Kevin Hartman | 30 |
| 2011 | Kevin Hartman | 33 |
| 2010 | Kevin Hartman | 20 |
| 2009 | Ray Burse | 16 |
| 2008 | Dario Sala | 28 |
| 2007 | Dario Sala | 18 |
| 2006 | Dario Sala | 28 |
| 2005 | Scott Garlick | 27 |
| 2004 | Jeff Cassar | 19 |
| 2003 | D.J. Countess | 24 |
| 2002 | Matt Jordan | 27 |
| 2001 | Matt Jordan | 26 |
| 2000 | Matt Jordan | 31 |
| 1999 | Matt Jordan | 29 |
| 1998 | Mark Dodd | 24 |
| 1997 | Mark Dodd | 30 |
| 1996 | Mark Dodd | 31 |

MINUTES PLAYED IN GOAL

| YEAR | PLAYER | MIN |
|------|----------------|------|
| 2023 | Maarten Paes | 2622 |
| 2022 | Maarten Paes | 2880 |
| 2021 | Jimmy Maurer | 2131 |
| 2020 | Jimmy Maurer | 1392 |
| 2019 | Jesse Gonzalez | 2880 |
| 2018 | Jesse Gonzalez | 1890 |
| 2017 | Jesse Gonzalez | 2610 |
| 2016 | Chris Seitz | 2520 |
| 2015 | Dan Kennedy | 1440 |
| 2014 | Raul Fernandez | 1818 |
| 2013 | Raul Fernandez | 2340 |
| 2012 | Kevin Hartman | 2700 |
| 2011 | Kevin Hartman | 2970 |
| 2010 | Kevin Hartman | 1755 |
| 2009 | Ray Burse | 1503 |
| 2008 | Dario Sala | 2520 |
| 2007 | Dario Sala | 1620 |
| 2006 | Dario Sala | 2475 |
| 2005 | Scott Garlick | 2457 |
| 2004 | Jeff Cassar | 1632 |
| 2003 | D.J. Countess | 2193 |
| 2002 | Matt Jordan | 2511 |
| 2001 | Matt Jordan | 2388 |
| 2000 | Matt Jordan | 2830 |
| 1999 | Matt Jordan | 2584 |
| 1998 | Mark Dodd | 2205 |
| 1997 | Mark Dodd | 2700 |
| 1996 | Mark Dodd | 2776 |

GOALS AGAINST AVG.

| YEAR | PLAYER | GAA |
|------|----------------|------|
| 2023 | Maarten Paes | 0.96 |
| 2022 | Maarten Paes | 1.06 |
| 2021 | Jimmy Maurer | 1.56 |
| 2020 | Jimmy Maurer | 0.84 |
| 2019 | Jesse Gonzalez | 1.31 |
| 2018 | Jimmy Maurer | 1.23 |
| 2017 | Jesse Gonzalez | 1.38 |
| 2016 | Chris Seitz | 1.04 |
| 2015 | Dan Kennedy | 1.19 |
| 2014 | Raul Fernandez | 1.24 |
| 2013 | Raul Fernandez | 1.58 |
| 2012 | Kevin Hartman | 1.40 |
| 2011 | Kevin Hartman | 1.06 |
| 2010 | Kevin Hartman | 0.62 |
| 2009 | Dario Sala | 1.51 |
| 2008 | Dario Sala | 1.32 |
| 2007 | Dario Sala | 1.61 |
| 2006 | Dario Sala | 1.24 |
| 2005 | Scott Garlick | 1.36 |
| 2004 | Jeff Cassar | 1.49 |
| 2003 | D.J. Countess | 1.97 |
| 2002 | Matt Jordan | 1.51 |
| 2001 | Matt Jordan | 1.70 |
| 2000 | Matt Jordan | 1.69 |
| 1999 | Matt Jordan | 1.08 |
| 1998 | Mark Dodd | 1.71 |
| 1997 | Mark Dodd | 1.60 |
| 1996 | Mark Dodd | 1.46 |

Minimum: 1000 minutes played

YEAR-BY-YEAR LEADERS

| WINS | | | SAVES | | | SAVES PERCENTAGE | | |
|------|----------------|----|-------|----------------|-----|------------------|----------------|------|
| YEAR | PLAYER | W | YEAR | PLAYER | S | YEAR | PLAYER | % |
| 2023 | Maarten Paes | 11 | 2023 | Maarten Paes | 94 | 2023 | Maarten Paes | 77.7 |
| 2022 | Maarten Paes | 13 | 2022 | Maarten Paes | 91 | 2022 | Maarten Paes | 70.0 |
| 2021 | Jimmy Maurer | 5 | 2021 | Jimmy Maurer | 76 | 2021 | Jimmy Maurer | 66.7 |
| 2020 | Jimmy Maurer | 6 | 2020 | Jimmy Maurer | 54 | 2020 | Jimmy Maurer | 79.4 |
| 2019 | Jesse Gonzalez | 13 | 2019 | Jesse Gonzalez | 84 | 2019 | Jesse Gonzalez | 65.6 |
| 2018 | Jesse Gonzalez | 11 | 2018 | Jesse Gonzalez | 63 | 2018 | Jesse Gonzalez | 68.5 |
| 2017 | Jesse Gonzalez | 8 | 2017 | Jesse Gonzalez | 75 | 2017 | Jesse Gonzalez | 63.6 |
| 2016 | Chris Seitz | 14 | 2016 | Chris Seitz | 63 | 2016 | Chris Seitz | 66.3 |
| 2015 | Jesse Gonzalez | 7 | 2015 | Jesse Gonzalez | 37 | 2014 | Raul Fernandez | 69.5 |
| | Dan Kennedy | 7 | 2014 | Raul Fernandez | 66 | 2013 | Raul Fernandez | 68.2 |
| 2014 | Raul Fernandez | 9 | 2013 | Raul Fernandez | 88 | 2012 | Kevin Hartman | 66.2 |
| 2013 | Raul Fernandez | 7 | 2012 | Kevin Hartman | 98 | 2011 | Kevin Hartman | 68.5 |
| 2012 | Kevin Hartman | 9 | 2011 | Kevin Hartman | 85 | 2010 | Kevin Hartman | 78.9 |
| 2011 | Kevin Hartman | 15 | 2010 | Kevin Hartman | 56 | 2009 | Dario Sala | 68.3 |
| 2010 | Kevin Hartman | 10 | 2009 | Ray Burse | 62 | 2008 | Dario Sala | 70.2 |
| 2009 | Dario Sala | 7 | 2008 | Dario Sala | 92 | 2007 | Dario Sala | 66.0 |
| 2008 | Dario Sala | 8 | 2007 | Dario Sala | 64 | 2006 | Dario Sala | 72.1 |
| 2007 | Dario Sala | 8 | 2006 | Dario Sala | 93 | 2005 | Scott Garlick | 72.6 |
| 2006 | Dario Sala | 14 | 2005 | Scott Garlick | 98 | 2004 | Scott Garlick | 72.2 |
| 2005 | Scott Garlick | 13 | 2004 | Jeff Cassar | 65 | 2003 | D.J. Countess | 66.5 |
| 2004 | Jeff Cassar | 7 | 2003 | D.J. Countess | 115 | 2002 | Matt Jordan | 69.0 |
| 2003 | D.J. Countess | 5 | 2002 | Matt Jordan | 109 | 2001 | Matt Jordan | 65.9 |
| 2002 | Matt Jordan | 12 | 2001 | Matt Jordan | 91 | 2000 | Matt Jordan | 66.0 |
| 2001 | Matt Jordan | 10 | 2000 | Matt Jordan | 124 | 1999 | Matt Jordan | 77.3 |
| 2000 | Matt Jordan | 13 | 1999 | Matt Jordan | 133 | 1998 | Mark Dodd | 74.9 |
| 1999 | Matt Jordan | 17 | 1998 | Mark Dodd | 134 | 1997 | Mark Dodd | 73.5 |
| 1998 | Mark Dodd | 11 | 1997 | Mark Dodd | 183 | 1996 | Mark Dodd | 68.1 |
| 1997 | Mark Dodd | 14 | 1996 | Mark Dodd | 160 | | | |
| 1996 | Mark Dodd | 17 | | | | | | |

Minimum: 40 saves

YEAR-BY-YEAR LEADERS

SHUTOUTS

| YEAR | PLAYER | SO |
|------|----------------|----|
| 2023 | Maarten Paes | 7 |
| 2022 | Maarten Paes | 8 |
| 2021 | Jimmy Maurer | 3 |
| 2020 | Jimmy Maurer | 7 |
| 2019 | Jesse Gonzalez | 8 |
| 2018 | Jesse Gonzalez | 6 |
| 2017 | Jesse Gonzalez | 9 |
| 2016 | Chris Seitz | 10 |
| 2015 | Jesse Gonzalez | 5 |
| | Dan Kennedy | 5 |
| 2014 | Raul Fernandez | 4 |
| 2013 | Raul Fernandez | 7 |
| 2012 | Kevin Hartman | 6 |
| 2011 | Kevin Hartman | 13 |
| 2010 | Kevin Hartman | 9 |
| 2009 | Dario Sala | 4 |
| 2008 | Dario Sala | 7 |
| 2007 | Dario Sala | 5 |
| 2006 | Dario Sala | 5 |
| 2005 | Scott Garlick | 6 |
| 2004 | Jeff Cassar | 4 |
| | Scott Garlick | 4 |
| 2003 | Jeff Cassar | 2 |
| | D.J. Countess | 2 |
| 2002 | Matt Jordan | 3 |
| 2001 | Matt Jordan | 9 |
| 2000 | Matt Jordan | 7 |
| 1999 | Matt Jordan | 11 |
| 1998 | Mark Dodd | 6 |
| 1997 | Mark Dodd | 3 |
| 1996 | Mark Dodd | 6 |

WINNING PCT.

| YEAR | PLAYER | PCT |
|------|----------------|------|
| 2023 | Maarten Paes | .533 |
| 2022 | Maarten Paes | .578 |
| 2021 | Jimmy Maurer | .375 |
| 2020 | Jimmy Maurer | .567 |
| 2019 | Jesse Gonzalez | .531 |
| 2018 | Jimmy Maurer | .615 |
| 2017 | Jesse Gonzalez | .500 |
| 2016 | Chris Seitz | .661 |
| 2015 | Jesse Gonzalez | .682 |
| 2014 | Chris Seitz | .607 |
| 2013 | Raul Fernandez | .442 |
| 2012 | Kevin Hartman | .467 |
| 2011 | Kevin Hartman | .561 |
| 2010 | Kevin Hartman | .737 |
| 2009 | Dario Sala | .577 |
| 2008 | Dario Sala | .500 |
| 2007 | Dario Sala | .528 |
| 2006 | Dario Sala | .571 |
| 2005 | Scott Garlick | .589 |
| 2004 | Jeff Cassar | .474 |
| 2003 | D.J. Countess | .292 |
| 2002 | Matt Jordan | .556 |
| 2001 | Matt Jordan | .481 |
| 2000 | Matt Jordan | .484 |
| 1999 | Matt Jordan | .607 |
| 1998 | Mark Dodd | .458 |
| 1997 | Mark Dodd | .467 |
| 1996 | Mark Dodd | .548 |

Minimum: 5 wins

CAREER LEADERS

GAMES PLAYED

| PLAYER | GP |
|----------------------|-----|
| 1. Matt Hedges | 310 |
| 2. Jason Kreis | 247 |
| 3. Bobby Rhine | 212 |
| 4. Ryan Hollingshead | 193 |
| 5. Zach Loyd | 180 |
| 6. Michael Barrios | 179 |
| 7. Oscar Pareja | 176 |
| 8. Fabian Castillo | 159 |
| 9. Richard Farrer | 158 |
| 10. Ted Eck | 156 |

GAMES STARTED

| PLAYER | GS |
|----------------------|-----|
| 1. Matt Hedges | 296 |
| 2. Jason Kreis | 227 |
| 3. Zach Loyd | 168 |
| 4. Michael Barrios | 156 |
| 5. Ryan Hollingshead | 149 |
| 6. Oscar Pareja | 144 |
| 7. Richard Farrer | 141 |
| 8. Jair Benitez | 140 |
| 9. Jorge Rodriguez | 140 |
| 10. Fabian Castillo | 139 |

MINUTES PLAYED

| PLAYER | MIN |
|----------------------|-------|
| 1. Matt Hedges | 26052 |
| 2. Jason Kreis | 20290 |
| 3. Zach Loyd | 14742 |
| 4. Michael Barrios | 13713 |
| 5. Ryan Hollingshead | 13433 |
| 6. Jorge Rodriguez | 12972 |
| 7. Richard Farrer | 12699 |
| 8. Bobby Rhine | 12622 |
| 9. Oscar Pareja | 12543 |
| 10. Jair Benitez | 12396 |

GOALS

| PLAYER | G |
|--------------------------|-----------|
| 1. Jason Kreis | 91 |
| 2. Jesus Ferreira | 48 |
| 3. Kenny Cooper | 46 |
| 4. Blas Perez | 36 |
| 5. Fabian Castillo | 34 |
| 6. Jeff Cunningham | 33 |
| 7. Carlos Ruiz | 32 |
| 8. Michael Barrios | 31 |
| 9. Ariel Graziani | 30 |
| 10. Maximiliano Urruti | 29 |

ASSISTS

| PLAYER | A |
|---------------------------|-----------|
| 1. Jason Kreis | 65 |
| 2. Oscar Pareja | 47 |
| 3. Michael Barrios | 44 |
| 4. Mauro Diaz | 44 |
| 5. David Ferreira | 39 |
| 6. Ronnie O'Brien | 35 |
| 7. Bobby Rhine | 34 |
| 8. Fabian Castillo | 30 |
| 9. Chad Deering | 30 |
| 10. Jesus Ferreira | 28 |

SHOTS

| PLAYER | SH |
|--------------------------|------------|
| 1. Jason Kreis | 686 |
| 2. Kenny Cooper | 314 |
| 3. Maximiliano Urruti | 311 |
| 4. Fabian Castillo | 305 |
| 5. Michael Barrios | 294 |
| 6. Jesus Ferreira | 281 |
| 7. Ronnie O'Brien | 244 |
| 8. Bobby Rhine | 204 |
| 9. Blas Perez | 197 |
| 10. Oscar Pareja | 187 |

SHOTS ON GOAL

| PLAYER | SOG |
|--------------------------|------------|
| 1. Jason Kreis | 313 |
| 2. Kenny Cooper | 156 |
| 3. Fabian Castillo | 125 |
| 4. Jesus Ferreira | 121 |
| 5. Michael Barrios | 120 |
| 6. Maximiliano Urruti | 110 |
| 7. Ronnie O'Brien | 106 |
| 8. Ariel Graziani | 97 |
| 9. Bobby Rhine | 95 |
| 10. Blas Perez | 89 |

FOULS COMMITTED

| PLAYER | FC |
|-----------------------|-----|
| 1. Jason Kreis | 357 |
| 2. Oscar Pareja | 328 |
| 3. Chad Deering | 239 |
| 4. Simo Valakari | 232 |
| 5. Matt Hedges | 218 |
| 6. Ted Eck | 214 |
| 7. Michael Barrios | 190 |
| 8. Ronnie O'Brien | 181 |
| 9. Jorge Rodriguez | 181 |
| 10. Ryan Hollingshead | 181 |

FOULS SUFFERED

| PLAYER | FS |
|--------------------------|------------|
| 1. Oscar Pareja | 365 |
| 2. Jason Kreis | 358 |
| 3. David Ferreira | 290 |
| 4. Mauro Diaz | 267 |
| 5. Paxton Pomykal | 222 |
| 6. Bobby Rhine | 202 |
| 7. Jair Benitez | 202 |
| 8. Ted Eck | 191 |
| 9. Zach Loyd | 176 |
| 10. Kenny Cooper | 173 |

CAUTIONS (YELLOW)

| PLAYER | C |
|---------------------|----|
| 1. Matt Hedges | 43 |
| 2. Oscar Pareja | 38 |
| 3. Jason Kreis | 34 |
| 4. Atiba Harris | 33 |
| 5. Leonel Alvarez | 29 |
| 6. Chris Gbandi | 29 |
| 7. Chad Deering | 28 |
| 8. Bobby Rhine | 27 |
| 9. Carlos Guezo | 25 |
| 10. Michael Barrios | 23 |

EJECTIONS (RED CARDS)

| PLAYER | E |
|--------------------------|---|
| 1. Leonel Alvarez | 5 |
| 2. Blas Perez | 5 |
| 3. Zach Loyd | 4 |
| 4. Je-Vaughn Watson | 4 |
| 5. Ted Eck | 3 |
| 6. Jackson | 3 |
| 7. Bobby Rhine | 3 |
| 8. Marcelo Saragosa | 3 |
| 9. Reto Ziegler | 3 |
| 10. 18 players tied with | 2 |

CORNER KICKS

| PLAYER | CK |
|--------------------------|------------|
| 1. Jason Kreis | 300 |
| 2. Mauro Diaz | 261 |
| 3. David Ferreira | 252 |
| 4. Michael Barrios | 243 |
| 5. Michel | 206 |
| 6. Chad Deering | 203 |
| 7. Jesus Ferreira | 175 |
| 8. Brad Davis | 150 |
| 9. Ronnie O'Brien | 119 |
| 10. Antonio Martinez | 115 |

CAREER LEADERS

OFFSIDE

| PLAYER | OFF |
|------------------------|-----|
| 1. Fabian Castillo | 124 |
| 2. Jason Kreis | 121 |
| 3. Kenny Cooper | 104 |
| 4. Carlos Ruiz | 92 |
| 5. Ariel Graziani | 86 |
| 6. Jeff Cunningham | 80 |
| 7. Dante Washington | 65 |
| 8. Bobby Rhine | 64 |
| 9. Eddie Johnson | 61 |
| 10. Maximiliano Urruti | 55 |

GAME-WINNING GOALS

| PLAYER | GWG |
|--------------------|-----|
| 1. Jason Kreis | 28 |
| 2. Jesus Ferreira | 16 |
| 3. Kenny Cooper | 14 |
| 4. Fabian Castillo | 12 |
| 5. Jeff Cunningham | 10 |
| 6. Eddie Johnson | 10 |
| 7. Mauro Diaz | 9 |
| 8. Jorge Rodriguez | 9 |
| 9. Brek Shea | 9 |
| 10. Franco Jara | 7 |

GAME-WINNING ASSISTS

| PLAYER | GWA |
|--------------------|-----|
| 1. Jason Kreis | 19 |
| 2. Oscar Pareja | 19 |
| 3. Mauro Diaz | 16 |
| 4. Michael Barrios | 14 |
| 5. David Ferreira | 12 |
| 6. Ronnie O'Brien | 9 |
| 7. Bobby Rhine | 9 |
| 8. Fabian Castillo | 8 |
| 9. Ted Eck | 8 |
| 10. Mark Santel | 8 |

HAT TRICKS

| PLAYER | HAT TRICKS |
|-----------------------|------------|
| Tesho Akindele | 1 |
| Michael Barrios | 1 |
| Jeff Cunningham | 1 |
| Jesus Ferreira | 1 |
| Jason Kreis | 1 |
| Roland Lamah | 1 |
| Santiago Mosquera | 1 |
| Ricardo Pepi | 1 |
| Bobby Rhine | 1 |
| Dante Washington | 1 |

MULTI-GOAL GAMES

| PLAYER | MGG |
|--------------------------|----------|
| 1. Jason Kreis | 10 |
| 2. Jesus Ferreira | 9 |
| 3. Jeff Cunningham | 7 |
| 4. Kenny Cooper | 6 |
| 5. Roland Lamah | 6 |
| 6. Ariel Graziani | 5 |
| 7. Blas Perez | 5 |
| 8. Carlos Ruiz | 5 |
| 9. Michael Barrios | 4 |
| 10. Dante Washington | 4 |

PENALTY-KICK GOALS

| PLAYER | PKG |
|--------------------|-----|
| 1. Mauro Diaz | 10 |
| 2. Kenny Cooper | 9 |
| 3. Reto Ziegler | 8 |
| 4. Jorge Rodriguez | 7 |
| 5. Jason Kreis | 6 |
| 6. Michel | 6 |
| 7. Damian | 5 |
| 8. Jeff Cunningham | 5 |
| 9. David Ferreira | 4 |
| 10. Carlos Ruiz | 4 |

GOALS PER GAME

| PLAYER | G/G |
|--------------------------|-------------|
| 1. Ariel Graziani | 0.53 |
| 2. Jeff Cunningham | 0.50 |
| 3. Carlos Ruiz | 0.46 |
| 4. Kenny Cooper | 0.38 |
| 5. Blas Perez | 0.37 |
| 6. Jason Kreis | 0.37 |
| 7. Jesus Ferreira | 0.34 |
| 8. Maximiliano Urruti | 0.31 |
| 9. Eddie Johnson | 0.29 |
| 10. Dante Washington | 0.28 |

Minimum: 20 goals

ASSISTS PER GAME

| PLAYER | A/G |
|---------------------------|-------------|
| 1. Mauro Diaz | 0.40 |
| 2. Ronnie O'Brien | 0.35 |
| 3. David Ferreira | 0.35 |
| 4. Antonio Martinez | 0.34 |
| 5. Oscar Pareja | 0.27 |
| 6. Jason Kreis | 0.26 |
| 7. Michael Barrios | 0.25 |
| 8. Maximiliano Urruti | 0.21 |
| 9. Chad Deering | 0.20 |
| 10. Jesus Ferreira | 0.20 |

Minimum: 20 assists

GOALS PER 90 MIN.

| PLAYER | G/90 |
|--------------------------|-------------|
| 1. Jeff Cunningham | 0.69 |
| 2. Ariel Graziani | 0.54 |
| 3. Carlos Ruiz | 0.53 |
| 4. Blas Perez | 0.46 |
| 5. Kenny Cooper | 0.45 |
| 6. Dante Washington | 0.41 |
| 7. Eddie Johnson | 0.41 |
| 8. Jesus Ferreira | 0.41 |
| 9. Jason Kreis | 0.40 |
| 10. Maximiliano Urruti | 0.33 |

Minimum: 20 goals

ASSISTS PER 90 MIN.

| PLAYER | A/90 |
|--------------------------|-------------|
| 1. Mauro Diaz | 0.54 |
| 2. Antonio Martinez | 0.53 |
| 3. Ronnie O'Brien | 0.38 |
| 4. David Ferreira | 0.36 |
| 5. Oscar Pareja | 0.34 |
| 6. Michael Barrios | 0.29 |
| 7. Jason Kreis | 0.29 |
| 8. Bobby Rhine | 0.24 |
| 9. Jesus Ferreira | 0.24 |
| 10. Chad Deering | 0.23 |

Minimum: 20 assists

CAREER LEADERS

GAMES PLAYED IN GOAL

| PLAYER | GP |
|------------------------|-----------|
| 1. Matt Jordan | 114 |
| 2. Jesse Gonzalez | 101 |
| 3. Dario Sala | 100 |
| 4. Mark Dodd | 92 |
| 5. Kevin Hartman | 83 |
| 6. Chris Seitz | 67 |
| 7. Maarten Paes | 62 |
| 8. Jimmy Maurer | 62 |
| 9. Raul Fernandez | 47 |
| 10. Scott Garlick | 40 |

GAMES STARTED IN GOAL

| PLAYER | GS |
|------------------------|-----------|
| 1. Matt Jordan | 114 |
| 2. Jesse Gonzalez | 101 |
| 3. Dario Sala | 99 |
| 4. Mark Dodd | 88 |
| 5. Kevin Hartman | 83 |
| 6. Chris Seitz | 67 |
| 7. Maarten Paes | 62 |
| 8. Jimmy Maurer | 61 |
| 9. Raul Fernandez | 46 |
| 10. Scott Garlick | 38 |

MINUTES PLAYED IN GOAL

| PLAYER | MIN |
|------------------------|-------------|
| 1. Matt Jordan | 10358 |
| 2. Jesse Gonzalez | 9089 |
| 3. Dario Sala | 8845 |
| 4. Mark Dodd | 7977 |
| 5. Kevin Hartman | 7425 |
| 6. Chris Seitz | 6012 |
| 7. Maarten Paes | 5502 |
| 8. Jimmy Maurer | 5487 |
| 9. Raul Fernandez | 4158 |
| 10. Scott Garlick | 3525 |

WINNING PCT.

| PLAYER | % |
|-------------------------|------|
| Chris Seitz | .604 |
| Kevin Hartman | .567 |
| Jesse Gonzalez | .554 |
| Dario Sala | .530 |
| Matt Jordan | .527 |
| Mark Dodd | .494 |
| Minimum: 20 wins | |

WINS

| PLAYER | WON |
|------------------------|-----------|
| 1. Matt Jordan | 52 |
| 2. Mark Dodd | 44 |
| 3. Jesse Gonzalez | 43 |
| 4. Dario Sala | 39 |
| 5. Kevin Hartman | 34 |
| 6. Chris Seitz | 32 |
| 7. Maarten Paes | 24 |
| 8. Jimmy Maurer | 17 |
| 9. Scott Garlick | 16 |
| 10. Raul Fernandez | 16 |

LOSSES

| PLAYER | LOST |
|------------------------|-----------|
| 1. Matt Jordan | 46 |
| 2. Mark Dodd | 45 |
| 3. Dario Sala | 33 |
| 4. Jesse Gonzalez | 32 |
| 5. Kevin Hartman | 23 |
| 6. Jimmy Maurer | 21 |
| 7. Chris Seitz | 18 |
| 8. Raul Fernandez | 18 |
| 9. Maarten Paes | 16 |
| 10. Jeff Cassar | 15 |

SAVES

| PLAYER | SVS |
|------------------------|------------|
| 1. Mark Dodd | 495 |
| 2. Matt Jordan | 458 |
| 3. Dario Sala | 328 |
| 4. Jesse Gonzalez | 274 |
| 5. Kevin Hartman | 239 |
| 6. Jimmy Maurer | 188 |
| 7. Maarten Paes | 185 |
| 8. Chris Seitz | 175 |
| 9. Raul Fernandez | 154 |
| 10. Scott Garlick | 150 |

SHUTOUTS

| PLAYER | SHO |
|------------------------|-----------|
| 1. Jesse Gonzalez | 31 |
| 2. Matt Jordan | 30 |
| 3. Kevin Hartman | 28 |
| 4. Dario Sala | 23 |
| 5. Chris Seitz | 17 |
| 6. Mark Dodd | 16 |
| 7. Maarten Paes | 15 |
| 8. Jimmy Maurer | 14 |
| 9. Raul Fernandez | 11 |
| 10. Scott Garlick | 10 |

SAVES PERCENTAGE

| PLAYER | % |
|------------------------|-------------|
| 1. Maarten Paes | 0.74 |
| 2. Scott Garlick | 0.72 |
| 3. Mark Dodd | 0.72 |
| 4. Kevin Hartman | 0.70 |
| 5. Jimmy Maurer | 0.70 |
| 6. Dario Sala | 0.69 |
| 7. Matt Jordan | 0.69 |
| 8. Jesse Gonzalez | 0.67 |

Minimum: 100 saves

GOALS AGAINST AVERAGE

| PLAYER | GAA |
|------------------------|-------------|
| 1. Maarten Paes | 1.03 |
| 2. Kevin Hartman | 1.08 |
| 3. Dan Kennedy | 1.19 |
| 4. Chris Seitz | 1.30 |
| 5. Jesse Gonzalez | 1.32 |
| 6. Jimmy Maurer | 1.33 |
| 7. Dario Sala | 1.38 |
| 8. Scott Garlick | 1.40 |
| 9. Raul Fernandez | 1.43 |
| 10. Ray Burse | 1.50 |

Minimum: 4500 minutes played

CAREER LEADERS

LONGEST SHUTOUT STREAKS (MINUTES)

| PLAYER | MIN | START | END |
|---------------------|------------|-------------------|------------------|
| Kevin Hartman | 531 | 5/01/2011 | 5/28/2011 |
| Kevin Hartman | 415 | 8/14/2010 | 9/16/2010 |
| Scott Garlick | 381 | 4/03/2004 | 5/08/2004 |
| Jimmy Maurer | 361 | 10/28/2020 | 4/24/2021 |
| Matt Jordan | 357 | 9/26/1998 | 4/15/1999 |
| Dan Kennedy | 349 | 6/19/2015 | 7/18/2015 |
| Jesse Gonzalez | 337 | 10/04/2015 | 10/25/2015 |
| Maarten Paes | 328 | 4/22/2023 | 5/17/2023 |
| Chris Seitz | 321 | 6/19/2016 | 7/13/2016 |
| Jesse Gonzalez | 308 | 8/22/2015 | 9/12/2015 |
| Jesse Gonzalez | 290 | 9/23/2018 | 10/13/2018 |

CONSECUTIVE MINUTES WITHOUT SCORING A GOAL

| TEAM | MIN | START | END |
|-------------|-----|-----------|------------|
| FC Dallas | 465 | 7/04/2013 | 8/11/2013 |
| FC Dallas | 401 | 9/10/2011 | 10/12/2011 |
| Dallas Burn | 370 | 7/19/2003 | 8/16/2003 |
| FC Dallas | 354 | 5/23/2015 | 6/19/2015 |
| FC Dallas | 347 | 4/17/2016 | 5/11/2016 |
| FC Dallas | 330 | 6/24/2006 | 7/08/2006 |
| Dallas Burn | 328 | 9/18/2004 | 10/16/2004 |
| Dallas Burn | 306 | 6/21/2000 | 7/01/2000 |
| FC Dallas | 301 | 6/03/2023 | 7/01/2023 |
| FC Dallas | 295 | 8/12/2006 | 8/30/2006 |

CONSECUTIVE MINUTES WITHOUT ALLOWING A GOAL

| TEAM | MIN | START | END |
|-------------|-----|------------|------------|
| FC Dallas | 531 | 5/01/2011 | 5/28/2011 |
| FC Dallas | 415 | 8/14/2010 | 9/16/2010 |
| Dallas Burn | 381 | 4/03/2004 | 5/08/2004 |
| FC Dallas | 349 | 6/19/2015 | 7/18/2015 |
| Dallas Burn | 344 | 3/20/1999 | 4/15/1999 |
| FC Dallas | 337 | 10/04/2015 | 10/25/2015 |
| FC Dallas | 328 | 4/22/2023 | 5/17/2023 |
| FC Dallas | 321 | 6/19/2016 | 7/13/2016 |
| FC Dallas | 319 | 5/01/2010 | 5/15/2010 |
| FC Dallas | 308 | 8/22/2015 | 9/12/2015 |
| FC Dallas | 290 | 9/23/2018 | 10/13/2018 |

INDIVIDUAL HIGH GAMES

GOALS + ASSISTS

| | | | |
|---|------------------|--------------------|--------|
| 4 | Dante Washington | 04/20/1997 vs. COL | W, 4-1 |
| 4 | Jason Kreis | 03/20/1999 vs. KC | W 4-0 |
| 4 | Jason Kreis | 06/05/1999 at MET | W 5-2 |
| 4 | Jason Kreis | 07/10/1999 vs. KC | W 5-0 |
| 4 | Bobby Rhine | 06/08/2002 vs. COL | W 4-1 |
| 4 | Jeff Cunningham | 08/01/2009 vs. KC | W 6-0 |
| 4 | Jeff Cunningham | 09/12/2009 at LA | W 6-3 |
| 4 | Jesus Ferreira | 03/19/2022 vs. POR | W 4-1 |

GOALS

| | | | |
|---|-------------------|--------------------|-------|
| 4 | Jeff Cunningham | 08/01/2009 vs. KC | W 6-0 |
| 3 | Dante Washington | 07/18/1997 vs. SJ | W 3-1 |
| 3 | Jason Kreis | 03/20/1999 vs. KC | W 4-0 |
| 3 | Bobby Rhine | 06/08/2002 vs. COL | W 4-1 |
| 3 | Tesho Akindele | 08/16/2014 at SJ | W 5-0 |
| 3 | Roland Lamah | 06/03/2017 vs. RSL | W 6-2 |
| 3 | Michael Barrios | 07/28/2018 at KC | W 3-2 |
| 3 | Santiago Mosquera | 09/16/2020 vs. COL | W 4-1 |
| 3 | Ricardo Pepi | 07/24/2021 vs. LA | W 4-0 |

ASSISTS

| | | | |
|---|------------------|--------------------|-------|
| 3 | Antonio Martinez | 08/11/2001 vs. MET | W 3-0 |
| 3 | Antonio Martinez | 05/18/2002 vs. COL | W 3-1 |
| 3 | Michael Barrios | 06/03/2017 vs. RSL | W 6-2 |
| 3 | Mauro Diaz | 05/12/2018 vs. LA | W 3-2 |
| 3 | Michael Barrios | 08/10/2019 vs. MIN | W 5-3 |
| 3 | Paxton Pomykal | 08/10/2019 vs. MIN | W 5-3 |

SHOTS

| | | | |
|----|----------------|--------------------|-------|
| 10 | Ariel Graziani | 06/02/2001 vs. MIA | L 2-6 |
| 10 | Jason Kreis | 06/30/2001 vs. LA | T 0-0 |
| 10 | Kenny Cooper | 07/04/2008 vs. KC | T 1-1 |
| 10 | Maicon Santos | 08/27/2011 at KC | W 3-2 |
| 9 | Kenny Cooper | 07/27/2008 vs. LA | W 4-0 |

SHOTS ON GOAL

| | | | |
|---|------------------|--------------------|-------|
| 6 | Jason Kreis | 05/27/2000 at DC | L 2-3 |
| 6 | Bobby Rhine | 06/02/2001 vs. MIA | L 2-6 |
| 6 | Ronnie O'Brien | 05/07/2005 at KC | T 3-3 |
| 5 | Ted Eck | 07/17/1996 vs. LA | W 5-2 |
| 5 | Gerell Elliott | 07/27/1996 vs. COL | W 3-0 |
| 5 | Dante Washington | 04/20/1997 vs. COL | W 4-1 |
| 5 | Jason Kreis | 05/31/1998 vs. MIA | W 2-0 |
| 5 | Ariel Graziani | 03/18/2000 vs. CHI | W 4-2 |
| 5 | Aleksey Korol | 07/15/2000 at MIA | W 3-0 |
| 5 | Ariel Graziani | 06/09/2001 vs. DC | W 3-0 |
| 5 | Ronald Cerritos | 09/05/2002 vs. MET | L 1-3 |
| 5 | Arturo Alvarez | 06/14/2007 at RSL | W 1-0 |
| 5 | Kenny Cooper | 07/27/2008 vs. LA | W 4-0 |
| 5 | Kenny Cooper | 04/04/2009 at NE | L 1-2 |

FOULS COMMITTED

| | | | |
|---|-------------------|--------------------|-------|
| 9 | Daniel Peinado | 04/26/1997 at LA | W 1-1 |
| 9 | Arturo Alvarez | 05/28/2005 at DC | W 2-0 |
| 9 | Juan Toja | 07/04/2007 vs. CHV | W 2-0 |
| 8 | Simo Valakari | 04/23/2005 vs. RSL | W 3-0 |
| 7 | Richard Farrer | 09/11/1996 at SJ | W 2-2 |
| 7 | Chad Deering | 07/16/2003 at NE | W 2-1 |
| 7 | Oscar Pareja | 08/13/2003 vs. SJ | L 0-3 |
| 7 | Simo Valakari | 04/17/2004 at CHI | W 2-0 |
| 7 | Eddie Johnson | 08/15/2004 at MET | W 1-0 |
| 7 | Ronnie O'Brien | 06/12/2005 at CHI | L 0-2 |
| 7 | Simo Valakari | 05/20/2006 vs. NE | W 4-0 |
| 7 | Carlos Ruiz | 06/30/2007 vs. HOU | T 0-0 |
| 7 | Atiba Harris | 09/25/2010 at KC | W 3-1 |
| 7 | Blas Perez | 05/07/2014 at SEA | L 1-2 |
| 7 | Ryan Hollingshead | 04/24/2021 at SJ | L 1-3 |

FOULS SUFFERED

| | | | |
|---|------------------|--------------------|-------|
| 8 | Brian Haynes | 08/14/1996 vs. CLB | L 2-2 |
| 8 | Oscar Pareja | 06/08/2002 vs. COL | W 4-1 |
| 8 | Mauro Diaz | 05/23/2015 at MTL | L 1-2 |
| 7 | Jason Kreis | 07/10/1996 at MET | L 2-3 |
| 7 | Lawrence Lozzano | 08/22/1996 at SJ | L 0-0 |
| 7 | Daniel Peinado | 03/29/1997 vs. NE | L 0-1 |
| 7 | Damian | 05/23/1998 at LA | L 1-4 |
| 7 | Ted Eck | 05/27/2000 at DC | L 2-3 |
| 7 | Ariel Graziani | 08/12/2000 vs. DC | W 1-0 |
| 7 | Bobby Rhine | 09/01/2002 at COL | L 2-3 |
| 7 | Joselito Vaca | 07/02/2003 vs. DC | L 1-3 |
| 7 | David Ferreira | 04/19/2009 vs. TOR | W 3-2 |
| 7 | Mauro Diaz | 05/07/2016 at TOR | L 0-1 |
| 7 | Andrés Ricaurte | 09/23/2020 at ATL | L 0-1 |

CORNER KICKS

| | | | |
|----|--------------------|--------------------|-------|
| 13 | Bryan Acosta | 05/25/2019 at VAN | L 1-2 |
| 12 | Brad Davis | 04/03/2004 vs. COL | T 1-1 |
| 11 | Damian | 06/21/1998 vs. TB | L 0-1 |
| 11 | Kellyn Acosta | 03/18/2017 vs. NE | W 2-1 |
| 10 | Damian | 06/17/1998 at CHI | L 0-1 |
| 10 | Jason Kreis | 07/25/1998 at CLB | W 2-1 |
| 10 | Jason Kreis | 09/13/1998 vs. SJ | L 1-3 |
| 10 | Marvin Chavez | 05/11/2011 vs. TOR | W 1-0 |
| 10 | Ricardo Villar | 08/20/2011 vs. SEA | L 0-1 |
| 10 | David Ferreira | 07/18/2012 at SJ | L 1-2 |
| 10 | Michel | 05/10/2014 at SJ | L 1-2 |
| 10 | Michel | 08/16/2014 at SJ | W 5-0 |
| 10 | Maximiliano Urruti | 09/23/2018 at VAN | W 2-1 |
| 10 | Andrés Ricaurte | 10/07/2020 at HOU | L 0-2 |

INDIVIDUAL HIGH GAMES

OFFSIDE

| | | | |
|---|------------------|-------------------|-------|
| 7 | Damian | 07/04/1997 vs. DC | L 2-3 |
| 6 | Gerell Elliott | 08/25/1996 at LA | W 3-2 |
| 6 | Dante Washington | 07/29/1998 vs. LA | W 3-0 |
| 6 | Toni Nhleko | 08/16/2003 vs. KC | W 3-2 |
| 6 | Abe Thompson | 09/30/2006 at CLB | L 1-3 |

SAVES

| | | | |
|----|----------------|-------------------|-------|
| 12 | Mark Dodd | 09/19/1998 at KC | W 1-0 |
| 11 | Mark Dodd | 09/19/1996 vs. LA | L 1-2 |
| 11 | Garth Lagerwey | 07/06/1997 at KC | W 3-1 |
| 11 | Matt Jordan | 09/04/1999 at DC | L 1-4 |
| 11 | D.J. Countess | 07/16/2003 at NE | W 2-1 |

SHOTS FACED

| | | | |
|----|----------------|-------------------|-------|
| 15 | Matt Jordan | 09/04/1999 at DC | L 1-4 |
| 14 | Mark Dodd | 06/04/1998 vs. LA | L 1-8 |
| 13 | Mark Dodd | 09/19/1996 vs. LA | L 1-2 |
| 13 | Scott Garlick | 07/16/2005 at NE | L 2-3 |
| 12 | Mark Dodd | 04/18/1997 at KC | L 1-2 |
| 12 | Garth Lagerwey | 07/06/1997 at KC | W 3-1 |
| 12 | Mark Dodd | 08/02/1997 vs. KC | L 1-2 |
| 12 | Mark Dodd | 09/19/1998 at KC | W 1-0 |
| 12 | Matt Jordan | 05/24/2000 at CHI | L 3-4 |
| 12 | D.J. Countess | 07/16/2003 at NE | W 2-1 |

GOALS ALLOWED

| | | | |
|---|----------------|--------------------|-------|
| 8 | Mark Dodd | 06/04/1998 vs. LA | L 1-8 |
| 6 | Matt Jordan | 08/26/2000 vs. MET | L 4-6 |
| 5 | Mark Dodd | 07/07/1996 at DC | L 1-6 |
| 5 | Matt Jordan | 04/22/2000 at SJ | L 0-5 |
| 5 | Matt Jordan | 08/04/2001 at NE | L 1-5 |
| 5 | Jeff Cassar | 07/12/2003 at KC | L 1-5 |
| 5 | Jeff Cassar | 09/27/2003 at SJ | L 2-5 |
| 5 | Jeff Cassar | 07/03/2004 at KC | L 1-5 |
| 5 | Shaka Hislop | 10/14/2006 at LA | L 2-5 |
| 5 | Dario Sala | 05/18/2008 vs. LA | L 1-5 |
| 5 | Jesse Gonzalez | 03/12/2016 at HOU | L 0-5 |
| 5 | Chris Seitz | 07/13/2016 at SEA | L 0-5 |

TEAM HIGH GAMES

GOALS + ASSISTS

| | | | |
|----|------------|---------|-------|
| 15 | 06/03/2017 | vs. RSL | W 6-2 |
| 13 | 06/05/1999 | at MET | W 5-2 |
| 13 | 10/06/2019 | vs. KC | W 6-0 |
| 12 | 07/10/1999 | vs. KC | W 5-0 |
| 12 | 07/24/2004 | vs. DC | W 5-1 |
| 12 | 09/12/2009 | at LA | W 6-3 |

GOALS

| | | | |
|---|------------|---------|-------|
| 6 | 06/16/2001 | at COL | W 6-3 |
| 6 | 08/01/2009 | vs. KC | W 6-0 |
| 6 | 09/12/2009 | at LA | W 6-3 |
| 6 | 06/03/2017 | vs. RSL | W 6-2 |
| 6 | 10/06/2019 | vs. KC | W 6-0 |

ASSISTS

| | | | |
|---|------------|---------|-------|
| 9 | 06/03/2017 | vs. RSL | W 6-2 |
| 8 | 06/05/1999 | at MET | W 5-2 |
| 7 | 07/10/1999 | vs. KC | W 5-0 |
| 7 | 08/26/2000 | vs. MET | L 4-6 |
| 7 | 07/24/2004 | vs. DC | W 5-1 |
| 7 | 10/06/2019 | vs. KC | W 6-0 |

SHOTS

| | | | |
|----|------------|---------|-------|
| 36 | 08/19/1998 | at MIA | L 1-2 |
| 28 | 08/12/2017 | vs. COL | T 0-0 |
| 28 | 10/07/2020 | at HOU | L 0-2 |
| 27 | 06/23/2001 | vs. CLB | L 1-2 |
| 26 | 06/30/2001 | vs. LA | T 0-0 |
| 26 | 07/02/2011 | vs. CLB | W 2-0 |
| 26 | 07/18/2015 | vs. DC | W 2-1 |
| 26 | 06/26/2019 | vs. VAN | T 2-2 |

SHOTS ON GOAL

| | | | |
|----|------------|---------|-------|
| 16 | 07/17/1996 | vs. LA | W 5-2 |
| 16 | 09/07/1996 | vs. NE | L 0-2 |
| 14 | 08/31/1997 | vs. COL | W 4-1 |
| 14 | 10/03/1999 | vs. LA | W 4-3 |
| 14 | 04/21/2001 | vs. CHI | W 3-2 |

FOULS COMMITTED

| | | | |
|----|------------|--------|-------|
| 33 | 06/06/2001 | at TB | W 1-0 |
| 33 | 06/12/2005 | at CHI | L 0-2 |
| 31 | 05/25/2002 | at CLB | T 1-1 |
| 30 | 08/16/2003 | vs. KC | W 3-2 |
| 29 | 05/04/2002 | at MET | W 2-1 |

FOULS SUFFERED

| | | | |
|----|------------|---------|-------|
| 36 | 05/27/2000 | at DC | L 2-3 |
| 25 | 07/05/2000 | at MET | L 1-2 |
| 25 | 07/08/2000 | vs. DC | W 3-0 |
| 24 | 05/17/1997 | vs. TB | W 2-0 |
| 24 | 10/03/1999 | vs. LA | W 4-3 |
| 24 | 04/29/2000 | vs. CLB | W 2-1 |
| 24 | 08/12/2000 | vs. DC | W 1-0 |
| 24 | 08/15/2012 | at VAN | W 2-0 |
| 24 | 06/22/2013 | vs. KC | T 2-2 |
| 24 | 03/22/2014 | vs. CHV | W 3-1 |
| 24 | 03/02/2019 | vs. NE | T 1-1 |

CORNER KICKS

| | | | |
|----|------------|---------|-------|
| 16 | 04/19/2014 | vs. TOR | W 2-1 |
| 15 | 05/23/2015 | at MTL | L 1-2 |
| 15 | 10/07/2020 | at HOU | L 0-2 |
| 15 | 05/22/2021 | vs. RSL | T 2-2 |
| 14 | 08/04/2001 | at NE | L 1-5 |
| 13 | 06/21/1998 | vs. TB | L 0-1 |
| 13 | 05/15/2004 | vs. SJ | L 1-2 |
| 13 | 03/18/2017 | vs. NE | W 2-1 |
| 13 | 05/25/2019 | at VAN | L 1-2 |

OFFSIDE

| | | | |
|----|------------|---------|-------|
| 13 | 08/16/2003 | vs. KC | W 3-2 |
| 12 | 07/29/1998 | vs. LA | W 3-0 |
| 10 | 08/25/1996 | at LA | W 3-2 |
| 10 | 08/29/2001 | at TB | W 3-2 |
| 10 | 05/15/2021 | at MIN | L 0-1 |
| 9 | 07/18/1997 | vs. SJ | W 3-1 |
| 9 | 09/30/2006 | at CLB | L 1-3 |
| 9 | 05/17/2014 | vs. CHV | T 1-1 |

SAVES

| | | | |
|----|------------|--------|-------|
| 12 | 09/19/1998 | at KC | W 1-0 |
| 11 | 09/19/1996 | vs. LA | L 1-2 |
| 11 | 07/06/1997 | at KC | W 3-1 |
| 11 | 09/04/1999 | at DC | L 1-4 |
| 11 | 07/16/2003 | at NE | W 2-1 |

SHOTS FACED

| | | | |
|----|------------|--------|-------|
| 15 | 09/04/1999 | at DC | L 1-4 |
| 14 | 09/19/1996 | vs. LA | L 1-2 |
| 14 | 06/04/1998 | vs. LA | L 1-8 |
| 14 | 08/07/1998 | vs. DC | L 0-1 |
| 13 | 04/18/1997 | at KC | L 1-2 |
| 13 | 06/28/1997 | at SJ | L 1-3 |
| 13 | 07/16/2003 | at NE | W 2-1 |
| 13 | 07/16/2005 | at NE | L 2-3 |

GOALS ALLOWED

| | | | |
|---|------------|---------|-------|
| 8 | 06/04/1998 | vs. LA | L 1-8 |
| 6 | 07/07/1996 | at DC | L 1-6 |
| 6 | 08/26/2000 | vs. MET | L 4-6 |
| 6 | 06/02/2001 | vs. MIA | L 2-6 |
| 5 | 04/22/2000 | at SJ | L 0-5 |
| 5 | 08/04/2001 | at NE | L 1-5 |
| 5 | 07/12/2003 | at KC | L 1-5 |
| 5 | 09/27/2003 | at SJ | L 2-5 |
| 5 | 07/03/2004 | at KC | L 1-5 |
| 5 | 10/14/2006 | at LA | L 2-5 |
| 5 | 05/18/2008 | vs. LA | L 1-5 |
| 5 | 03/12/2016 | at HOU | L 0-5 |
| 5 | 07/13/2016 | at SEA | L 0-5 |

TEAM LOW GAMES

GOALS + ASSISTS

0 208 times

SHOTS

| | | | |
|---|------------|---------|-------|
| 1 | 05/06/2012 | vs. COL | L 0-2 |
| 3 | 07/04/1996 | vs. DC | W 1-1 |
| 3 | 06/21/2000 | at KC | T 0-0 |
| 3 | 07/13/2016 | at SEA | L 0-5 |
| 3 | 04/06/2019 | at PHI | L 1-2 |
| 3 | 07/15/2023 | at SEA | T 1-1 |

SHOTS ON GOAL

| | | | |
|---|------------|---------|-------|
| 0 | 07/11/2009 | at COL | L 0-1 |
| 0 | 05/06/2012 | vs. COL | L 0-2 |
| 0 | 08/03/2013 | at SEA | L 0-3 |
| 0 | 03/28/2015 | vs. SEA | T 0-0 |
| 0 | 07/13/2016 | at SEA | L 0-5 |
| 0 | 05/16/2019 | at LFC | L 0-2 |
| 0 | 08/21/2022 | at NSH | L 0-4 |

FOULS COMMITTED

| | | | |
|---|------------|---------|-------|
| 2 | 07/04/2009 | vs. NY | W 2-1 |
| 3 | 07/14/2018 | vs. CHI | W 3-1 |
| 4 | 07/27/2008 | vs. LA | W 4-0 |
| 4 | 05/30/2018 | at LA | W 3-2 |
| 4 | 09/15/2018 | vs. CLB | T 0-0 |

FOULS SUFFERED

| | | | |
|---|------------|---------|-------|
| 2 | 05/31/2023 | at KC | L 1-2 |
| 3 | 05/10/2003 | vs. KC | L 1-3 |
| 3 | 06/15/2008 | vs. CHI | W 1-0 |
| 4 | 03/21/1998 | vs. COL | W 1-1 |
| 4 | 05/16/1998 | vs. COL | W 2-1 |
| 4 | 06/24/2009 | at COL | T 1-1 |
| 4 | 05/25/2011 | at SEA | W 1-0 |
| 4 | 04/05/2012 | vs. NE | W 1-0 |
| 4 | 06/29/2014 | at CLB | T 0-0 |
| 4 | 08/26/2017 | at CLB | L 1-2 |
| 4 | 06/23/2018 | at NYR | L 0-3 |
| 4 | 08/18/2021 | vs. SEA | L 0-1 |

CORNER KICKS

0 22 times

OFFSIDE

0 120 times

SAVES

0 31 times

SHOTS FACED

| | | | |
|---|------------|---------|-------|
| 0 | 04/08/2011 | vs. COL | W 3-0 |
| 0 | 03/28/2015 | vs. SEA | T 0-0 |
| 0 | 07/11/2015 | at ORL | W 2-0 |
| 0 | 06/25/2016 | vs. RSL | W 2-0 |
| 0 | 07/04/2016 | vs. ORL | W 4-0 |
| 0 | 03/12/2022 | vs. NSH | W 2-0 |
| 0 | 05/07/2022 | vs. SEA | W 2-0 |

GOALS ALLOWED

0 214 times

INDIVIDUAL HIGHS

GAMES PLAYED

| | | |
|---------|--------|--------------------------|
| Career: | 310 | Matt Hedges |
| Season: | 34, 4x | Michael Barrios (2017) |
| Season: | 34 | Michael Barrios (2018) |
| Season: | 34 | Ryan Hollingshead (2019) |
| Season: | 34 | Jáder Obrian (2021) |

MINUTES

| | | |
|---------|-------|----------------------|
| Career: | 26052 | Matt Hedges |
| Season: | 2970 | Kevin Hartman (2011) |

GOALS

| | | |
|---------|----|--|
| Career: | 91 | Jason Kreis |
| Season: | 18 | Jason Kreis (1999) |
| Season: | 18 | Kenny Cooper (2008) |
| Season: | 18 | Jesús Ferreira (2022) |
| Game: | 4 | Jeff Cunningham (08/01/2009 vs. KC) |
| Half: | 3 | Jason Kreis (03/20/1999 vs. KC, 2d) |
| Half: | 3 | Jeff Cunningham (08/01/2009 vs. KC, 2d) |
| Half: | 3 | Roland Lamah (06/03/2017 vs. RSL, 1st) |
| Half: | 3 | Jesús Ferreira (03/19/2022 vs. COL, 1st) |

ASSISTS

| | | |
|---------|----|------------------------|
| Career: | 65 | Jason Kreis |
| Season: | 15 | Jason Kreis (1999) |
| Season: | 15 | Michael Barrios (2019) |
| Game: | 3 | 6 times |
| Half: | 2 | 57 times |

SHOTS

| | | |
|---------|-----|---|
| Career: | 686 | Jason Kreis |
| Season: | 119 | Kenny Cooper (2008) |
| Game: | 10 | 4 times |
| Half: | 7 | Ariel Graziani (06/02/2001 vs. MIA, 2d) |
| Half: | 7 | Kenny Cooper (07/04/2008 vs. KC, 2d) |

SHOTS ON GOAL

| | | |
|---------|-----|---|
| Career: | 313 | Jason Kreis |
| Season: | 60 | Kenny Cooper (2008) |
| Game: | 6 | Jason Kreis (05/27/2000 at DC) |
| Game: | 6 | Bobby Rhine (06/02/2001 vs. MIA) |
| Game: | 6 | Ronnie O'Brien (05/07/2005 at KC) |
| Half: | 5 | Jason Kreis (05/31/1998 vs. MIA, 1st) |
| Half: | 5 | Ronald Cerritos (09/05/2002 vs. MET, 1st) |

FOULS COMMITTED

| | | |
|---------|-----|---------------------------------------|
| Career: | 357 | Jason Kreis |
| Season: | 83 | Juan Toja (2007) |
| Game: | 9 | Daniel Peinado (04/26/1997 at LA) |
| Game: | 9 | Arturo Alvarez (05/28/2005 at DC) |
| Game: | 9 | Juan Toja (07/04/2007 vs. CHV) |
| Half: | 9 | Daniel Peinado (04/26/1997 at LA, 2d) |

FOULS SUFFERED

| | | |
|---------|-----|--|
| Career: | 365 | Oscar Pareja |
| Season: | 84 | David Ferreira (2010) |
| Game: | 8 | 4 times |
| Half: | 7 | Jason Kreis (07/10/1996 at MET, 2d) |
| Half: | 7 | Lawrence Lozzano (08/22/1996 at SJ, 1st) |
| Half: | 7 | Daniel Peinado (03/29/1997 vs. NE, 1st) |

OFFSIDES

| | | |
|---------|-----|---------------------------------------|
| Career: | 124 | Fabian Castillo |
| Season: | 42 | Damian (1997) |
| Half: | 6 | Gerell Elliott (08/25/1996 at LA, 2d) |

CORNER KICKS

| | | |
|---------|-----|---|
| Career: | 300 | Jason Kreis |
| Season: | 108 | Michael Barrios (2019) |
| Game: | 13 | Bryan Acosta (05/25/2019 at VAN) |
| Half: | 9 | Jason Kreis (07/25/1998 at CLB, 2d) |
| Half: | 9 | Michael Barrios (08/04/2018 vs. SJ, 2d) |

CAUTIONS

| | | |
|---------|----|-----------------------|
| Career: | 43 | Matt Hedges |
| Season: | 14 | Leonel Alvarez (1996) |
| Game: | 1 | 1625 times |
| Half: | 1 | 1621 times |

EJECTIONS

| | | |
|---------|---|---------------------|
| Career: | 5 | Leonel Alvarez |
| Career: | 5 | Blas Perez |
| Season: | 3 | Reto Ziegler (2018) |
| Game: | 1 | 107 times |
| Half: | 1 | 106 times |

INDIVIDUAL HIGHS

GAMES PLAYED IN GOAL

Career: 114 Matt Jordan
 Season: 33 Kevin Hartman (2011)

MINUTES IN GOAL

Career: 10358 Matt Jordan
 Season: 2970 Kevin Hartman (2011)

WINS

Career: 52 Matt Jordan
 Season: 17 Mark Dodd (1996)
 Season: 17 Matt Jordan (1999)

LOSSES

Career: 46 Matt Jordan
 Season: 16 Mark Dodd (1997)

TIES

Career: 27 Dario Sala
 Season: 13 Jesse Gonzalez (2017)

SHUTOUTS

Career: 31 Jesse Gonzalez
 Season: 13 Kevin Hartman (2011)

GOALS ALLOWED

Career: 174 Matt Jordan
 Season: 53 Matt Jordan (2000)
 Game: 8 Mark Dodd (06/04/1998 vs. LA)
 Half: 5 Mark Dodd (06/04/1998 vs. LA, 2d)

SAVES

Career: 495 Mark Dodd
 Season: 183 Mark Dodd (1997)
 Game: 12 Mark Dodd (09/19/1998 at KC)
 Half: 8 Mark Dodd (09/19/1996 vs. LA, 1st)
 Half: 8 Mark Dodd (09/19/1998 at KC, 2d)
 Half: 8 Matt Jordan (04/24/1999 vs. CLB, 2d)

TEAM HIGHS

GAMES PLAYED

Season: 34 12 times

MINUTES

Season: 3060 12 times

GOALS

Season: 55 in 1997

Season: 55 in 2014

Game: 6 5 times

2 Teams: 10 08/26/2000 vs. MET

Half: 5 06/03/2017 vs. RSL (1st)

ASSISTS

Season: 79 in 2000

Game: 9 06/03/2017 vs. RSL

2 Teams: 13 08/26/2000 vs. MET

Half: 7 06/03/2017 vs. RSL (1st)

SHOTS

Season: 483 in 2018

Game: 36 08/19/1998 at MIA

2 Teams: 54 08/19/1998 at MIA

Half: 22 08/19/1998 at MIA (2d)

Half: 22 08/12/2017 vs. COL (2d)

SHOTS ON GOAL

Season: 230 in 1997

Game: 16 07/17/1996 vs. LA

Game: 16 09/07/1996 vs. NE

2 Teams: 26 09/04/1999 at DC

Half: 10 09/22/1996 at LA (2d)

FOULS COMMITTED

Season: 588 in 2000

Game: 33 06/06/2001 at TB

Game: 33 06/12/2005 at CHI

2 Teams: 57 05/27/2000 at DC

Half: 18 06/06/2001 at TB (2d)

Half: 18 08/16/2003 vs. KC (1st)

FOULS SUFFERED

Season: 521 in 2000

Game: 36 05/27/2000 at DC

2 Teams: 56 05/27/2000 at DC

Half: 19 05/27/2000 at DC (2d)

OFFSIDES

Season: 125 in 1997

Game: 13 08/16/2003 vs. KC

2 Teams: 16 07/29/1998 vs. LA

2 Teams: 16 08/16/2003 vs. KC

Half: 8 07/29/1998 vs. LA (2d)

CORNER KICKS

Season: 202 2017

Game: 16 04/19/2014 vs. TOR

2 Teams: 20 4 times

Half: 10 4 times

CAUTIONS

Season: 80 in 2021

Game: 8 07/21/2001 at CHI

2 Teams: 13 04/06/2002 vs. DC

Half: 7 07/21/2001 at CHI (2d)

EJECTIONS

Season: 10 in 2014

Game: 2 6 times

2 Teams: 3 08/24/2013 vs. SJ

2 Teams: 3 06/07/2015 at SJ

Half: 2 08/07/2004 vs. COL (2d)

Half: 2 05/06/2012 vs. COL (1st)

Half: 2 06/11/2014 at POR (2d)

GAMES PLAYED IN GOAL

Season: 34 11 times

MINUTES IN GOAL

Season: 3060 11 times

WINS

Season: 19 in 1999

LOSSES

Season: 19 in 2003

TIES

Season: 14 in 2010

SHUTOUTS

Season: 13 in 2011

Season: 13 in 2015

GOALS ALLOWED

Season: 64 in 2003

Game: 8 06/04/1998 vs. LA

2 Teams: 10 08/26/2000 vs. MET

Half: 5 06/04/1998 vs. LA (2d)

SAVES

Season: 196 in 1997

Game: 12 09/19/1998 at KC

2 Teams: 20 09/19/1996 vs. LA

Half: 8 09/19/1996 vs. LA (1st)

Half: 8 09/19/1998 at KC (2d)

Half: 8 04/24/1999 vs. CLB (2d)

TEAM LOWS

GAMES PLAYED

Season: 22 in 2020

MINUTES

Season: 1980 in 2020

GOALS

Season: 28 in 2020

Game: 0 208 times

2 Teams: 0 58 times

Half: 0 852 times

ASSISTS

Season: 25 in 2020

Game: 0 313 times

2 Teams: 0 115 times

Half: 0 1049 times

SHOTS

Season: 278 in 2020

Game: 1 05/06/2012 vs. COL

2 Teams: 11 4 times

Half: 0 7 times

SHOTS ON GOAL

Season: 104 in 2020

Game: 0 7 times

2 Teams: 0 03/28/2015 vs. SEA

Half: 0 160 times

FOULS COMMITTED

Season: 255 in 2020

Game: 2 07/04/2009 vs. NY

2 Teams: 10 07/27/2008 vs. LA

Half: 0 5 times

FOULS SUFFERED

Season: 297 in 2020

Game: 2 05/31/2023 at KC

2 Teams: 10 07/27/2008 vs. LA

Half: 0 6 times

OFFSIDES

Season: 28 in 2020

Game: 0 120 times

2 Teams: 0 13 times

Half: 0 569 times

CORNER KICKS

Season: 111 in 2020

Game: 0 22 times

2 Teams: 1 04/30/2022 vs. SKC

Half: 0 253 times

CAUTIONS

Season: 42 in 2020

Game: 0 129 times

2 Teams: 0 34 times

Half: 0 734 times

EJECTIONS

Season: 1 4 times, last in 2016

Game: 0 785 times

2 Teams: 0 694 times

Half: 0 1671 times

WINS

Season: 6 in 2003

LOSSES

Season: 4 in 2010

TIES

Season: 0 4 times

SHUTOUTS

Season: 3 in 2002

GOALS ALLOWED

Season: 24 in 2020

Game: 0 214times

2 Teams: 0 58 times

Half: 0 884 times

SAVES

Season: 74 in 2020

Game: 0 31 times

2 Teams: 0 03/28/2015 vs. SEA

Half: 0 346 times

FC DALLAS
2024 ROSTER



Eugene Ansah
31 | Forward



Paul Arriola
7 | Forward




Antonio Carrera
13 | Goalkeeper




Patrickson Delgado
6 | Midfielder



Herbert Endeley
27 | Defender



Marco Farfan
4 | Defender




Logan Farrington
23 | Forward



Jesús Ferreira
10 | Forward



Liam Fraser
18 | Midfielder



Omar Gonzalez
3 | Defender




Malik Henry-Scott
36 | Forward




Sebastien Ibeagha
25 | Defender



Asier Illarramendi
14 | Midfielder



Geovane Jesus
2 | Defender




Sam Junqua
29 | Defender



Bernard Kamungo
77 | Forward




Amet Korça
24 | Defender



Sebastian Lletget
8 | Midfielder




Jimmy Maurer
1 | Goalkeeper



Petar Musa
9 | Forward



Nolan Norris
32 | Defender



Tsiki Ntsabeleng
16 | Midfielder



Maarten Paes
30 | Goalkeeper



Isaiah Parker
15 | Defender



Paxton Pomykal
19 | Midfielder



Tomas Pondevca
35 | Midfielder




Enes Sali
99 | Midfielder



Tarik Scott
41 | Forward



Dante Sealy
11 | Defender




Nkosi Tafari
17 | Defender



Ema Twumasi
22 | Defender



Alejandro Urzua
34 | Midfielder



Alan Velasco
20 | Forward

